



-RESEARCH ARTICLE-

Length–Weight Relationship and Condition Factor of Red Mullet (*Mullus barbatus barbatus* Linnaeus, 1758) from the Western Black Sea, Turkey

Dilek Türker¹, Habib Bal^{2*}

¹University of Balıkesir, Faculty of Science and Arts, Department of Biology, Balıkesir, Turkey

²Livestock Research Institute, Department of Fisheries, Bandırma, Balıkesir, Turkey

Abstract

A total of 1021 specimens of red mullet *Mullus barbatus barbatus* Linnaeus, 1758 were collected by using bottom trawl between April and December 2013 from Western Black Sea of Turkey. Total fish length ranged from 6.9-14.5 cm and weight ranged from 2.60-31.36 g. The length-weight relationships were determined for males, females and combined sexes as $W=0.0055L^{3.25}$, $W=0.0065L^{3.17}$, $W=0.0059L^{3.21}$ respectively. All fishes have been found to be positive allometric growth ($b>3$, $P<0.001$). The results indicated further that the length-weight relationships were highly correlated ($r^2>0.93$, $P<0.001$). Fulton's condition factor (K) was calculated as 0.968 ± 0.16 for females, 0.970 ± 0.14 for males and 0.974 ± 0.12 for all individuals respectively.

Keywords:

Length-weight relationship, Red mullet, *Mullus barbatus barbatus*, Western Black Sea.

Article history:

Received 16 February 2018, Accepted 08 May 2018, Available online 14 May 2018

Introduction

The length-weight relationship (LWR) is great importance in fish biology, physiology, ecology and fishery assessment (Gonçalves et al., 1997). The conversion of growth in length equations to growth in weight and is also useful for between region comparisons of life histories of species (Binohlan & Pauly, 1998; Radkhah & Eagderi, 2015). Therefore, the biology and physiology of fish species that are economically important should be well known. Red mullet is a species within the genus *Mullus*, the natural spreading area is the Middle East coast of the Atlantic Ocean and

* Corresponding author, Habib Bal, e-mail: habipbal@hotmail.com

the Mediterranean (Whitehead et al., 1986, Fischer et al., 1987). Natural habitat forms the sandy and muddy grounds of the sea at depths of 10-300 m (Quero et al., 1990). Red mullet is a demersal species having significant economic value in Turkish fishery. In 2016, the total catch was 1453 tons. 7.2% of this amount belongs to western Black Sea (TUİK, 2017). It is necessary the follow up and management stocks of economic fish species. Some of the previous studies on *Mullus barbatus* as follow; some biological parameters (Cherif et al., 2007), age, growth and reproduction (Akyol et al., 2000; Papaconstantinou et al., 1981), growth parameters (Kınacigil et al., 2001), population parameters (Özbilgin et al., 2004), length-weight relationships (Çelik & Torcu, 2000; Demirhan et al., 2007; Özaydın & Taskavak, 2006; Karakulak et al., 2006; Kasapoğlu & Düzgüneş, 2013).

This study aims to determine the length-weight relationships and condition factors of important commercial red mullet species in Zonguldak and Amasra coast of the Western Black Sea. Also these results will contribute to the stock assessment and management of fisheries in the region.

Materials and Methods

The study was conducted between April and December 2013 in the coasts of Zonguldak (41°27'45.29" N 31°46'57.96" E; 41°28'10.31" N 31°47'04.98" E) and Amasra (41°44'33.56" N 32°21'16.91" E; 41°44'48.51" N 32°21'39.69" E), Western Black Sea (Figure 1). The surveys were carried out using commercial fishing vessel (12 m, 200 hp). Fishing gear used was bottom trawl nets of 22 mm cod-end mesh size. Average haul duration was 30 min. and towing speed varied from 2.5 to 3.0 knots at 25–75 m depths. Samples were preserved in iceboxes for further examination in the laboratory. Specimens were measured to the nearest 0.1 cm total length (*TL*) and weighed to the nearest 0.01 g total weight (*TW*). Parameters of the length-weight relationships were calculated by method using the equation $W = aL^b$, where *W* is the total weight (g), *L* is the total length (cm) *a* is a coefficient related to the body form and *b* is an exponent indication growth. The parameters *a* and *b* were calculated by the least squares method using the logarithmic form of the equation. Fulton's condition factor (*K*) was calculated using the equation (Froese, 2006) $K = (W/L^3) * 100$, where *W* is the total weight (g), *L* is the total length (cm) Descriptive statistics were derived using Excel (Microsoft Excel® 2010). The hypotheses of growth type were tested by student *t*-test.

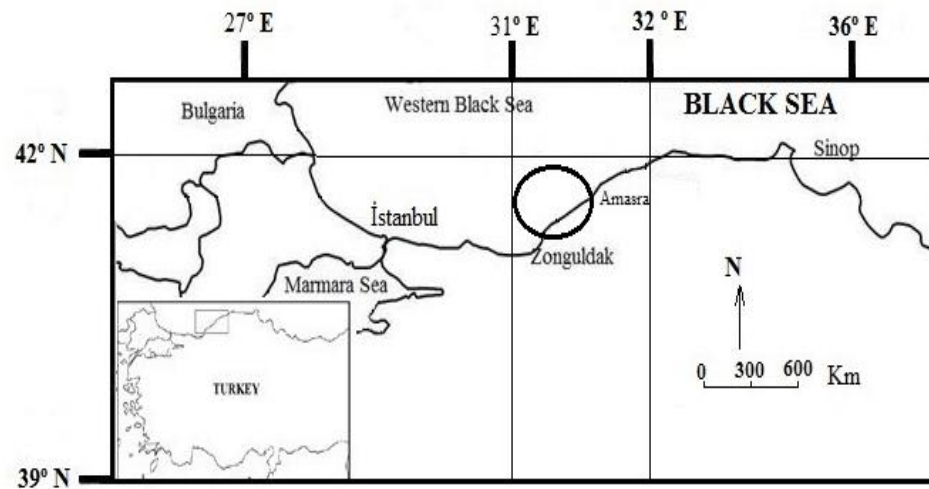


Figure 1. Map of study area

Results

In this study, 1021 *Mullus barbatus* fish species (613 males, 408 females) were examined. There were about 60.03% males and 39.96% females, the sex ratio (F: M) was 1.00:1.50. The total fish size varies between 6.9-14.5 cm, with the most dominant length being 9 cm (Figure 2) and weights varies between 2.60-31.36 g.

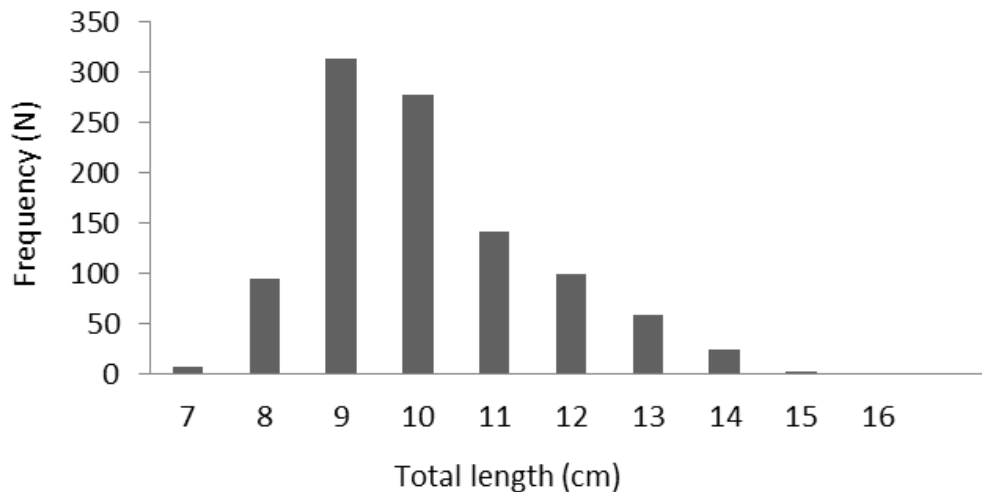


Figure 2. Total length frequency distribution of all *Mullus barbatus*

The samples size, minimum, maximum lengths and weights, length-weight relationships of each sex groups are given in Table 1.

Table 1. Parameters of length-weight relationships for *M.barbatus*

Sex	n	Length (cm)		Weight (g)		Relationships parameters				
		min-max	mean±SD	min-max	mean±SD	a	b	95%CI of b	SE(b)	r ²
F	408	7.0-14.3	9.62±0.07	2.88-31.36	9.38±0.25	0.0065	3.17	3.07-3.26	0.050	0.934
M	613	6.9-14.5	9.67±0.05	2.60-31.29	9.57±0.21	0.0055	3.25	3.17-3.30	0.041	0.938
F+M	1021	6.9-14.5	9.65±0.38	2.60-31.36	9.50±0.92	0.0059	3.21	3.12-3.29	0.043	0.936

F: female, M: male, n: sample size, min: minimum, max: maximum, a: intercept, b: slope of the relationship, SE (b): standard error of the slope.

According to Tesch 1971, all *b* values range from 2 to 4. In this study, *b* value was found to be 3.17 in females, 3.25 in males and 3.21 in total respectively. Growth types were determined as positive allometric all sex groups species ($b > 3$, $P < 0.001$). Length-weight relation graph is plotted (Figure 3) and it is determined that the degree of relation is very high ($r^2 = 0.9367$, $P < 0.001$). Also, Fulton’s condition factor (*K*) was calculated as 0.968 ± 0.16 for females, 0.970 ± 0.14 for males and 0.974 ± 0.12 for all individuals respectively.

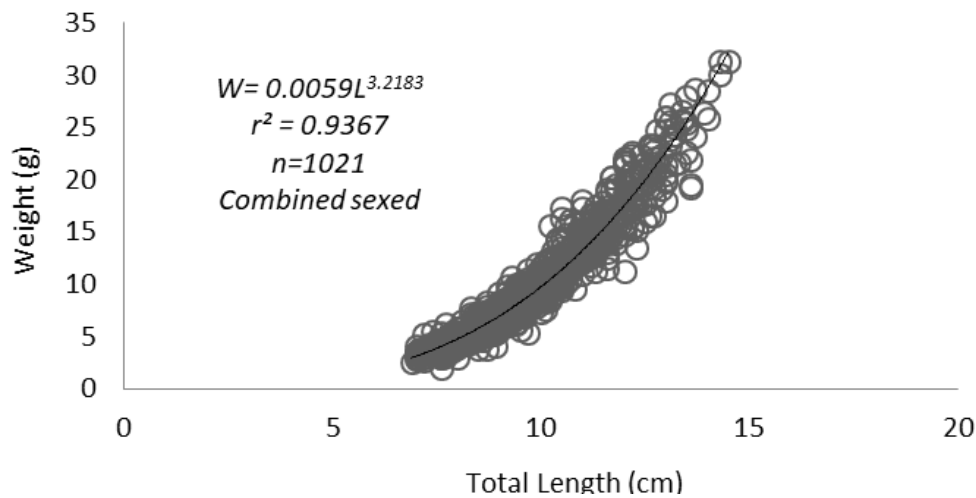


Figure 3. Length-weight relationship of *M. barbatus* in Western Black Sea

Discussion

The parameter *b* may vary seasonally, even daily and between habitats. Thus, the length-weight relationship in fish is affected by a number of factors including gonad maturity, sex, diet, stomach fullness, health, and preservation techniques as well as season and habitat, (Bagenal & Tesch, 1978; Gonçalves et al., 1997; Taskavak & Bilecenoglu, 2001; Erguden et al., 2009). When *b* is equal to 3 or close to 3, growth in the fish is said to be isometric, fish becomes more robust with increasing length (Bagenal & Tesch, 1978). Similarly when *b* is far less or greater than 3, growth in the fish is allometric the fish becomes thinner with increase in length (King, 1996). The

parameters *b* of length-weight relationships was significantly different from 3 and it is show that positive allometric growth for all sexes. Parameter *b* values in this study was similar obtained from the North Aegean Sea (Karakulak et al., 2006), Marmara Sea (Bök et al., 2011), Black Sea (Kasapoğlu & Düzgüneş, 2013). However there are also studies showing that the *b* value is different (Çelik & Torcu 2000; Kalaycı et al., 2007; İşmen et al., 2007). The reason for the different result of *b* value there may be ecological differences or variability such as temperature and food supply. Individuals in any fish population growing in the same areas during the growth of the individuals in different populations some differences can be observed (Tıraşın, 1993). Fulton’s condition factor (K) another important parameter for evaluation of fish stock and used in fish biology. According Le cren (1951) condition factor of fish population may change with age, growth and gonad development. In this study, Fulton’s condition factor (K) showed insignificant variation for male and female individuals of *M. barbatus* ($P>0.05$).

Also, the main reason why the size of the fish specimens constituting the study material is dominated by small individuals This can be explained by the choice of fishing gear, nets and intense fishing in the coast of Western Black Sea. The length-weight relationships results of previous studies were given in Table 2.

Table 2. Results of previous studies in different location

Study Area	Length Type	Length (cm) (min-max)	Weight (g) (min-max)	n	a	b	r ²	GT	Authors
Adriatic Sea	TL	17.3-24.7	-	-	-	3.12	-	-	Dulcic & Kraljevic (1996)
Portugal	TL	16.9-25.0	-	-	0.0142	2.93	-	-	Mendes et al. (2004)
Edremit Bay	FL	9.4-18.7	13.4-87.6	474	0.0157	2.98	0.96	-	Çelik & Torcu (2000)
Eastern Black Sea	TL	6.8-18.0	1.40-63.8	421	0.0054	3.22	0.96	-	Demirhan et al. (2007)
North Eastern Mediterranean	TL	8.2-22.0	4.96-106.26	451	0.0032	3.06	0.94	I	Sangun et al. (2007)
İzmir Bay	FL	7.5-20.0	5.57-123.0	479	0.0102	3.17	0.96	-	Özaydın & Taskavak (2006)
Northern Aegean Sea	TL	12.5-22.3	-	76	0.0049	3.27	0.94	A ⁺	Karakulak et al. (2006)
Middle Black Sea	TL	6.6-18.4	2.94-60.1	176	0.0111	2.96	0.98	I	Kalaycı et. al. (2007)
Marmara Sea	TL	10.0-15.7	9.54-46.5	99	0.0049	3.32	0.91	A ⁺	Bök et al. (2011)

Black Sea	TL	5.3-19.0	1.2-73.4	269 3	0.0074	3.12	0.96	A ⁺	Kasapoğlu & Düzgüneş (2013)
Antalya Bay	TL	8.7-21.5	-	156 5	0.0071	3.16	-	A ⁺	Özvarol (2014)
Saros Bay	TL	6.0-24.7	2.0-200	338 6	0.0076 2	3.09	0.96	-	İşmen et al., 2007
İskenderun Bay	TL	6.9-15.7	3.41-51.3	212	0.0072	3.16	0.95	-	Çiçek (2015)
Western Black Sea	TL	6.9-14.5	2.6-31.3	102 1	0.0059	3.21	0.93	A ⁺	Present study

n: sample size, TL: total length, FL: fork length, min: minimum, max: maximum, a: intercept, b: slope of the relationship; r²: coefficient of determination, GT: Growth type; A⁺: Positive allometric; I: Isometric; A⁻: Negative allometric.

This research is new contribution on length-weight relationship and condition factor for *M. barbatus barbatus*. The results of this research could be used as a reference for fisheries and stock management in the area. It also allows the comparison with the results of the research made in other regions.

Acknowledgements

Thanks to Kadriye ZENGİN for the field sampling.

References

- Akyol, O., Tosunoğlu, Z., & Tokaç, A. (2000). Investigation of the growth and reproduction of red mullet (*Mullus barbatus* Linnaeus, 1758) population in the Bay of Izmir (Aegean Sea). *Anadolu University Journal of Science and Technology* 1(1), 121-127.
- Bagenal, T.B. & Tesch, F.W. (1978). Age and growth. In: T. Bagenal (Editor). *Methods for Assessment of Fish Production in Fresh Waters*. IBP Handbook No. 3, 3rd ed. *Blackwell Sci. Publ.*, 101-136.
- Binohlan, C. & Pauly, D. (1998). The length-weight table, In: Froese, R. & Pauly, D. (eds). *Fish base 1998: Concepts, design and data sources*. *ICLARM, Manila*, pp. 121-123.
- Bök, T. D., Göktürk, D., Kahraman, A. E., Alicli, T. Z., M. (2011). Length-weight relationships of 34 fish species from the Sea of Marmara, Turkey. *Journal of Animal and Veterinary Advances*, 10(23), 3037-3042.
- Çelik, Ö., & Torcu, H. (2000). Investigations on the biology of red mullet (*Mullus barbatus* Linnaeus, 1758) in Edremit Bay, Aegean Sea, Turkey. *Turkish Journal of Veterinary and Animal Sciences*, 24(3), 287-296.
- Cherif, M., Zarrad, R., Gharbi, H., Missaoui, H., & Jarboui, O. (2007). Some biological parameters of the red mullet, *Mullus barbatus* L., 1758, from the Gulf of Tunis. *Acta Adriatica*, 48(2), 131-144.

- Çiçek, E. (2015). Age, growth and mortality parameters of *Mullus barbatus* Linnaeus, 1758 (Perciformes: Mullidae) in İskenderun Bay, northeastern Mediterranean. *Iranian Journal of Ichthyology* 2(4), 262-269.
- Demirhan, S. A., & Can, M. F. (2007). Length–weight relationships for seven fish species from the south eastern Black Sea. *Journal of Applied Ichthyology*, 23(3), 282-283.
- Dulčić, J., and Kraljević, M. (1996) Weight-length relationships for 40 fish species in the eastern Adriatic (Croatian waters). *Fisheries Research*, 28(3), 243-251.
- Erguden, D., Turan, C., & Gurlek, M. (2009). Weight–length relationships for 20 Lessepsian fish species caught by bottom trawl on the coast of Iskenderun Bay (NE Mediterranean Sea, Turkey). *Journal of Applied Ichthyology*, 25(1), 133-135.
- Fischer, W., Bauchot M.L., Schneider M., (1987). Fiches FAO d'identification des espèces pour les besoins de la peche (Révision 1). *Méditerranée et Mer Noire, Zone de peche, Vertébrés*, 5(37), 1377-1380.
- Froese, R. (2006). Cube law, condition factor and weight–length relationships: history, meta-analysis and recommendations. *Journal of applied ichthyology*, 22(4), 241-253.
- Gonçalves, J. M. S., Bentes, L., Lino, P. G., Ribeiro, J., Canario, A. V., & Erzini, K. (1997). Weight-length relationships for selected fish species of the small-scale demersal fisheries of the south and south-west coast of Portugal. *Fisheries Research*, 30(3), 253-256.
- İşmen, A., Ozen, O., Altınagac, U., Ozekinci, U., & Ayaz, A. (2007). Weight–length relationships of 63 fish species in Saros Bay, Turkey. *Journal of Applied ichthyology*, 23(6), 707-708.
- Kalaycı, F., Samsun, N., Bilgin, S., & Samsun, O. (2007). Length-weight relationship of 10 fish species caught by bottom trawl and midwater trawl from the Middle Black Sea, Turkey. *Turkish Journal of Fisheries and Aquatic Sciences*, 7(1).
- Karakulak, F. S., Erk, H., & Bilgin, B. (2006). Length–weight relationships for 47 coastal fish species from the northern Aegean Sea, Turkey. *Journal of Applied Ichthyology*, 22(4), 274-278.
- Kasapoğlu, N., & Duzgunes, E. (2013). Length-weight relationships of marine species caught by five gears from the Black Sea. *Mediterranean Marine Science*, 15(1), 95-100.
- Kınacıgil, H. T., İlkyaz, A. T., Akyol, O., Metin, G., Çıra, E., & Ayaz, A. (2001). Growth parameters of Red Mullet (*Mullus barbatus* L., 1758) and seasonal cod-end selectivity of tradition-al bottom trawl nets in Izmir Bay (Aegean Sea). *Acta Adriatica*, 42(1), 113-123.
- King, R. P. (1996). Length weight relationships of Nigerian freshwater fishes. *Naga, the ICLARM Quarterly*, 19(3), 49-53.
- Kurtul, I., & Özaydin, O. (2017). Barbun (*Mullus barbatus* Linnaeus, 1758)'un Gülbahçe Koyu (Ege Denizi)'ndaki yaş, büyüme ve boy-ağırlık ilişkisi. *Turkish Journal of Aquatic Sciences*, 135.
- Le Cren, E. D. (1951). The length-weight relationship and seasonal cycle in gonad weight and condition in the perch (*Perca fluviatilis*). *The Journal of Animal Ecology*, 20(2), 201-219.
- Mendes, B., Fonseca, P., & Campos, A. (2004). Weight–length relationships for 46 fish species of the Portuguese west coast. *Journal of Applied Ichthyology*, 20(5), 355-361.

- Özaydin, O., & Taskavak, E. (2006). Length-weight relationships for 47 fish species from Izmir Bay (eastern Aegean Sea, Turkey). *Acta Adriatica: international journal of Marine Sciences*, 47(2), 211-216.
- Özbilgin, H., Tosunoglu, Z., Bilecenoglu, M., & Tokaç, A. (2004). Population parameters of *Mullus barbatus* in Izmir Bay (Aegean Sea), using length frequency analysis. *Journal of Applied Ichthyology*, 20(3), 231-233.
- Özvarol, Y. (2014). Length-weight relationships of 14 fish species from the Gulf of Antalya (northeastern Mediterranean Sea, Turkey). *Turkish Journal of Zoology*, 38(3), 342-346.
- Papaconstantinou, C., Tsimenidis, N., & Daoulas, C. (1981). Age, growth and reproduction of red mullet (*Mullus barbatus* L., 1758) in the gulfs of Saronikos and Thermaikos. *Thalassographica*, 1(4), 39-66.
- Quero, J. C., Hureau, J. C., Karrer, C., Post, A., & Saldanha, L. (1990). Check-list of the fishes of the eastern tropical Atlantic (CLOFETA) 1, 1–1492. JNICT (Lisbon), SEI.
- Radkhah, A., & Eagderi, S. (2015). Length-weight and length-length relationships and condition factor of six cyprinid fish species of Zarrineh River (Uremia Lake basin, Iran). *Iranian Journal of Ichthyology*, 2(1), 61-64.
- Sangun, L., Akamca, E., & Akar, M. (2007). Weight-length relationships for 39 fish species from the north-eastern Mediterranean coast of Turkey. *Turkish Journal of Fisheries and Aquatic Sciences*, 7(1), 37-40.
- Taskavak, E., & Bilecenoglu, M. (2001). Length–weight relationships for 18 Lessepsian (Red Sea) immigrant fish species from the eastern Mediterranean coast of Turkey. *Journal of the Marine Biological Association of the United Kingdom*, 81(5), 895-896.
- Tesch, F. W. (1971) Age and growth. In: Methods for assessment of fish production in fresh waters. W. E. Ricker (Ed). *Blackwell Scientific Publications*, Oxford, pp. 98–130
- Tıraşın, E. M. (1993). Investigations of the growth parameters of fish populations (in Turkish). *Tr. J. Zoology*, 17, 29-82.
- TUIK, (2017). Turkish Statistical Institute: World Wide Web electronic publication. www.tuik.gov.tr/ (11/2017).
- Whitehead, P.J.P., Bauchot, M. L., Hureau, J.C., Nielsen, J., Tortonese, E., (1986). Fishes of the North-Eastern Atlantic and the Mediterranean- an. UNESCO, Paris, Volume 2, pp. 517-1007.