

ISBN: 978-605-66529-2-9

**IBAD**

*congresses*



**Proceedings**  
**IBAD 2018**

**3<sup>rd</sup>** International Scientific Congress on Humanities  
and Social Sciences

**July 9-11, 2018 Skopje-MACEDONIA**

**Organized by**

IBAD - International Scientific  
Research Association&Journal  
[www.ibadcongresses.org](http://www.ibadcongresses.org)  
[ibadconferences@gmail.com](mailto:ibadconferences@gmail.com)

**PROCEEDINGS OF IBAD-2018 – 3<sup>RD</sup> INTERNATIONAL SCIENTIFIC  
CONGRESS ON HUMANITIES AND SOCIAL SCIENCES**

July 9-11, 2018 - Skopje, MACEDONIA

*(The Proceeding records fully refereed papers presented at the congress)*

**Edited by**

Dr. Hayrullah KAHYA

Yildiz Technical University, TURKEY



**Published by**  
IBAD Publishing

**Address:** Halide Edip Adivar Mah. Meliksah Sk. No 108/2 Sisli, ISTANBUL  
TURKEY

ISBN: 978-605-66529-2-9

**CITATION: 3<sup>RD</sup> INTERNATIONAL SCIENTIFIC CONGRESS ON HUMANITIES AND SOCIAL  
SCIENCES (IBAD-2018), July 9-11, 2018 - Skopje, MACEDONIA**

© 2018 All Rights Reserved

**Disclaimer:**

IBAD makes every effort to ensure the accuracy of all the information (the "Content") contained in this publication. However, IBAD makes no representations or warranties whatsoever as to the accuracy, completeness, or suitability for any purpose of the Content. Any opinions and views expressed in this publication are the opinions and views of the authors, and are not the views of or endorsed by IBAD. The publisher cannot be held responsible for the validity or use of the information therein contained. The accuracy of the Content should not be relied upon and should be independently verified with primary sources of information. IBAD shall not be liable for any losses, actions, claims, proceedings, demands, costs, expenses, damages, and other liabilities whatsoever or howsoever caused arising directly or indirectly in connection with, in relation to or arising out of the use of the Content.

This work is subject to copyright. All rights are reserved, whether the whole or part of the material is concerned. Nothing from this publication may be translated, reproduced, stored in a computerized system or published in any form or in any manner, including, but not limited to electronic, mechanical, reprographic or photographic, without prior written permission from the publisher [www.ibadcongresses.org](http://www.ibadcongresses.org) contact at [ibadconferences@gmail.com](mailto:ibadconferences@gmail.com). The individual contributions in this publication and any liabilities arising from them remain the responsibility of the authors. The publisher is not responsible for possible damages, which could be a result of content derived from this publication.

Bildirilerdeki görüŖlerin hukuki sorumluluęu yazarlarına aittir.

**IBAD-2018  
INTERNATIONAL ORGANIZING COMMITTEE**

**CHAIR**

**Dr. Hayrullah KAHYA**, President of IBAD, Yildiz Technical University, TURKEY

---

**Prof. Dr. Anastasia KOTSOPOULOU**, Athens Metropolitan College, GREECE

**Prof. Dr. Basaran GENCDOGAN**, Manas University, KYRGYZSTAN

**Prof. Dr. Meltem ONAY**, Celal Bayar University, TURKEY

**Prof. Dr. Mohammed DAWABSHEH**, The Arab American University, PALASTINE

**Prof. Dr. Neset TOKU**, Yildiz Technical University, TURKEY

**Prof. Dr. Serhan Alkan ISPIRLI**, Ataturk University, TURKEY

**Assoc. Prof. Dr. Adriatik DERJAJ**, University of Tirana, ALBANIA

**Assoc. Prof. Dr. Fariz AHMADOV**, Azerbaijan State University of Economics, AZERBAIJAN

**Assist. Prof. Dr. Mohamed AKHIRUDDIN IBRAHIM**, Universiti Sains Islam Malaysia (USIM) / Islamic Science University of Malaysia, MALAYSIA

**Mr. Ali ABDOLLAHI**, North Tehran Branch, Islamic Azad University, IRAN

**Mr. Bashar ALALI**, International Islamic University Malaysia, MALAYSIA

**Mr. Meraj AHMAD**, Jawaharlal Nehru University, INDIA

**Mr. Ravshan KHUDAYBERGANOV**, Abu Raihan Biruni Institute of Oriental Studies of the Academy of Science of the Republic of Uzbekistan, UZBEKISTAN

**Mrs. Aleksandra BUJALSKA**, University of Wroclaw, POLAND

**Mrs. Firangiz GULIZADA**, Marara University, AZERBAIJAN

**Mrs. Regad HALIMA**, University of Abedlhamid ibn Badis, ALGERIA

**Secretarial**

**Mr. A. Emre EROGLU**, Staff of IBAD, TURKEY

**INTERNATIONAL SCIENTIFIC ADVISORY BOARD**

**Prof. Dr. Basaran GENCDOGAN**, Manas University, KYRGYZSTAN

**Prof. Dr. Meltem ONAY**, Celal Bayar University, TURKEY

**Prof. Dr. Mohammed DAWABSHEH**, The Arab American University, PALASTINE

**Prof. Dr. Neset TOKU**, Yildiz Technical University, TURKEY

**Assoc.Prof. Dr. Ozcan BAYRAK**, Firat University, TURKEY

**Assoc.Prof. Dr. Ozgur SARI**, TODAIE, TURKEY

**Assoc.Prof. Dr.Safak KAYPAK**, Mustafa Kemal University, TURKEY

**Assoc.Prof. Dr. Yahia M. ALSMADI**, The University of Jordan, JORDAN

**Assist. Prof. Dr.Elena TILOVSKA-KECHEDJI**, University "St. Kliment Ohridski" -Bitola, MACEDONIA

**Assist. Prof. Dr.Riyad SIHAB**, Afyon Kocatepe University, TURKEY

**Assist. Prof. Dr.Sakeena ABD ELGANI ISMAIL**, Bahri University, SUDAN

**Dr. Habeebullah ZAKARIYAH**, International Islamic University Malaysia, MALAYSIA

**Dr. Hayrullah KAHYA**, Yildiz Technical University, TURKEY

**Dr. Nurhodja AKBULAEV**, Azerbaijan State University of Economics, UNEC, AZERBAIJAN

**Dr. Oqtay QULIYEV**, Azerbaijan State University of Economics, UNEC, AZERBAIJAN

**Dr. Sevilay ARSLAN**, Cyprus International University, CYPRUS

**Dr. Siti HAMIDAH RUSTIANA**, Universitas Muhammadiyah Jakarta, INDONESIA

## **PREFACE**

Dear Colleagues,

On behalf of the Local Organizing Committee I am pleased to welcome our distinguished delegates and guests to the IBAD-2018 – 3<sup>rd</sup> International Scientific Congress on Humanities and Social Sciences held during July 9-11, 2018 in Skopje, MACEDONIA.

IBAD-2018 is organized and sponsored by International Scientific Research Association&Journal (IBAD). The congress provides the ideal opportunity to bring together professors, researchers and postgraduate students of different disciplines, discuss new issues, and discover the most recent development and trends in education and social sciences. The main goal of this event is to provide international scientific forum for exchange of new ideas in a number of fields that interact in-depth through discussions with their colleagues from around the world. Both inward research; core areas of education, social sciences and humanities, and outward research; multi-disciplinary, inter-disciplinary, and applications will be covered during these events.

The congress program is extremely rich, featuring high-impact presentations. The program has been structured to favor interactions among attendees coming from many diverse horizons, scientifically, geographically, from academia. This multicultural experience gives us the opportunity to meet new partners and learn from each other in an international and friendly atmosphere. IBAD-2018 more than just a place to present papers; it is a place to meet and welcome new people and colleagues. It is a place to interact and discuss new ideas and new innovations.

In short, it is a place to build not only a community of scholars but a community of friends. This proceeding records the fully refereed papers presented at the congress. The main congress themes and sessions are on new horizons in Education and Social Sciences. The congress has solicited and gathered academic research submissions related to all aspects of the main conference themes.

I would like to thank the organization staff, program chairs, and the members of the program committee for their work. Additionally, I invite you to discover and enjoy the magnificent city of Skopje. Do not miss the opportunity to walk around and visit its impressive architecture, historical buildings of this lovely city. Thank you very much for participating in IBAD-2018 and for contributing to this inspiring international forum. I hope you enjoy your time with us!

With my warmest regards and respect,

**Dr. Hayrullah KAHYA**

Chair of IBAD-2018

On behalf of Organizing Committee

July 9-11, 2018 Skopje-MACEDONIA

## TABLE OF CONTENTS

<b>ENHANCING PRIMARY SCHOOL STUDENTS' KNOWLEDGE AND AWARENESS OF OBESITY RISK: INTEGRATING MULTIMEDIA DESIGN PRINCIPLES IN DESIGNING APPLICATION OF PERSUASIVE MULTIMEDIA</b> Wan Ahmad Jaafar Wan Yahaya, Munira Hashim	1-10
<b>EVALUATING PROBLEM SOLVING SKILLS AND GOAL COMMITMENT AMONG ORIENTEERING ATHLETES</b> Mehmet Özdemir, Gülsüm Baştuğ, Halil Tanir, Emrullah Salim	11-20
<b>AN EVOLUTION ON FISCAL SUSTAINABILITY OF MUNICIPALITIES IN TURKEY</b> Umut AKDUĞAN, Bilge Hakan AGUN	21-28
<b>CAUSALITY RELATIONSHIP BETWEEN MUNICIPAL EXPENDITURES AND ECONOMIC GROWTH</b> Umut AKDUĞAN, Bilge Hakan AGUN	29-36
<b>SUGGESTIONS OF LANGUAGE INSTRUCTORS FOR MESKHETIAN STUDENTS MIGRATING TO TURKEY TO ACQUIRE ACADEMIC LANGUAGE SKILLS</b> Fethi Kayalar, Türkan Güler, Filiz Kayalar	37-45
<b>ARON AJI'S TRANSLATION CHOICES AND STRATEGIES: <i>THE GARDEN OF DEPARTED CATS</i></b> Fatoş Işıl Britten	46-52
<b>ETHICS IN COMMUNICATIONS AND NEW MEDIA JOURNALISM: A REVIEW ON THE PRESENTATION OF JUDICIAL NEWS IN TRNC NEWS SITES</b> Ayhan Dolunay, Çağdaş Ögüç, Fevzi Kasap	53-66
<b>IDENTITY FOR THE DISABILITY AND PRESENTATION OF INTERNET NEWS IN DISABLED NEWS: NORTHERN CYPRUS TURKISH REPUBLIC EXAMPLE</b> Fevzi Kasap, Ayhan Dolunay, Pınar Gürçınar	67-72
<b>THE SOCIAL INFLUENCE OF SOCIAL MEDIA ON YOUNG PEOPLE'S DECISIONS: TRNC-NICOSIA EXAMPLE</b> Cüneyt Kurtulan, Ayhan Dolunay, Fevzi Kasap	73-81
<b>HARBINGERS OF A WEDDING IN THE ENGLISH, RUSSIAN AND MARI SUPERSTITIONS</b> Ekaterina Fliginsikh, Svetlana Yakovleva, Tatyana Soldatkina, Ksenia Vavilova	82-92

**SUPERSTITIONS REGARDING THE PROCESS OF PREPARATION FOR WEDDING IN THE BRITISH, RUSSIAN, AND MARI CULTURE**

93-907

Ekaterina Fliginskikh, Svetlana Yakovleva, Tatyana Soldatkina, Ksenia Vavilova

**US AND RUSSIAN DIPLOMACY IN THE MIDDLE EAST: INDIVIDUAL INTERESTS OR FUTURE COLLABORATION AND WHAT ABOUT THE EU?**

98-105

Elena Tilovska-Kechedji

**ISTANBUL PAST AND PRESENT: A LINGUISTIC LANDSCAPE PERSPECTIVE**

106-116

John Wendel

**AUTHOR INDEX\***

**(\*In Alphabetical Order According to the Author's First Name)**

**-A-**

**Ayhan Dolunay, LL.M., Lecturer, Near East University, Faculty of Communication, North Cyprus, TRNC**

**-B-**

**Bilge Hakan AGUN, Assist. Prof. Dr., Trakya University, TURKEY**

**-C-**

**Cağdas Oguc, MS., Lecturer, Near East University, Faculty of Communication, North Cyprus, TRNC**

**Cüneyt Kurtulan, Dr., Near East University, Faculty of Communication, TRNC**

**-D-**

**-E-**

**Ekaterina Fliginskikh, Prof., Mari State University, RUSSIAN FEDERATION**

**Elena Tilovska-Kechedji, Assistant Professor, PhD., Faculty of Law, University St."Kliment Ohridski" - Bitola, MACEDONIA**

**Emrullah Salim, Gr. Stu., Mugla Sıtkı Kocman University, TURKEY**

**-F-**

**Fatoş Işıl Britten, Dr., Trakya University, TURKEY**

**Fethi Kayalar, Assist. Prof. Dr., Faculty of Education, Erzincan B. Y. University, TURKEY**

**Fevzi Kasap, Assoc. Prof. Dr., Near East University, Faculty of Communication, North Cyprus, TRNC**

**Filiz Kayalar, Assist. Prof. Dr., Faculty of Science and Arts, Erzincan University, TURKEY**

**-G-**

**Gülsüm Baştuğ, Assoc. Prof. Dr., Mugla Sıtkı Kocman University, TURKEY**



**-H-**

**Halil Tanir, Dr. Lec., Adnan Menderes University, TURKEY**

**-I-**

**-J-**

**John Wendel, Prof. Dr., Dokkyo University, JAPAN**

**-K-**

**Ksenia Vavilova, Assist. Prof., Mari State University, RUSSIAN FEDERATION**

**-L-**

**-M-**

**Mehmet Özdemir, Assoc. Prof. Dr., Selcuk University, TURKEY**

**Munira Hashim, Dr., Centre for Instructional Technology and Multimedia, Universiti Sains Malaysia, MALAYSIA**

**-N-**

**-O-**

**-P-**

**Pinar Gurcinar, MS., Near East University, Graduate School of Social Sciences, Media and Communication Studies PhD Program, North Cyprus, TRNC**

**-Q-**

**-R-**

**-S-**

**Svetlana Yakovleva, Assoc. Prof., Mari State University, RUSSIAN FEDERATION**

**-T-**

**Tatyana Soldatkina, Assist. Prof., Mari State University, RUSSIAN FEDERATION**

**Türkan Güler, Res. Assist.,** *Institute of Educational Sciences, Gazi University, TURKEY*

**-U-**

**Umut AKDUĞAN, Assist. Prof. Dr.,** *Trakya University, TURKEY*

**-V-**

**-W-**

**Wan Ahmad Jaafar Wan Yahaya, Associate Professor,** *Centre for Instructional Technology and Multimedia, Universiti Sains Malaysia, MALAYSIA*

**-X-**

**-V-**

**-Z-**

**CITATION:** *Proceedings of IBAD 2018 – 3<sup>rd</sup> International Scientific Research Congress on Humanities and Social Sciences, July 9-11, 2018 - Skopje, Macedonia*

**ISBN:** 978-605-66529-2-9

**DOI:** 10.21733/ibad.447023

**PAGES:** 1-10

## **ENHANCING PRIMARY SCHOOL STUDENTS' KNOWLEDGE AND AWARENESS OF OBESITY RISK: INTEGRATING MULTIMEDIA DESIGN PRINCIPLES IN DESIGNING APPLICATION OF PERSUASIVE MULTIMEDIA**

**Wan Ahmad Jaafar Wan Yahaya<sup>1\*</sup>, Munira Hashim<sup>2</sup>**

<sup>1</sup>Associate Professor, Centre for Instructional Technology and Multimedia, Universiti Sains Malaysia, MALAYSIA, wajwy@usm.my

<sup>2</sup> Dr., Centre for Instructional Technology and Multimedia, Universiti Sains Malaysia, MALAYSIA, nierahashim@gmail.com

\*Corresponding author

### **Abstract**

This paper is highlighting on increasing knowledge and awareness of obesity risk among primary school students in Malaysia by integrating multimedia design principles as a design strategy in designing and developing a persuasive multimedia application (PerMOss). Preliminary investigation shows that school students' knowledge and awareness about obesity risk are still low, and they are not aware of the adverse effects of obese. In such situation, they need to be educated and made aware of by increasing their knowledge and awareness of obesity risk. In such a situation, with the advantages of current persuasive multimedia technologies, learning can be supported by the effective multimedia application. Accordingly, this study develops a learning application by adapting an instructional design model for design and development by Alessi and Trollip. Then, with the help of experts in the field of food technology and multimedia design, alpha and beta testing were conducted to prove that the content, as well as the design, were valid. The result from the pilot testing revealed that the advantages of multimedia technology could facilitate students in better understanding of obesity risk and improve their awareness of the issues.

**Keywords:** Persuasive multimedia, multimedia design principle, knowledge, awareness, obesity risk.

### **1. INTRODUCTION**

Multimedia technology has changed the teaching and learning techniques between teachers and students. Multimedia technology is one of the new technologies in the field of the computer that can make learning media more complete. Multimedia includes media in courseware, making it easier for teachers to deliver teaching materials and students feel involved in the learning process as multimedia technology enables interactivity.

## 2. LITERATURE REVIEW

### 2.1 Multimedia Learning

Many researchers agree that multimedia has many advantages in facilitating learning. Hick (1997) found that interactive multimedia learning takes less time, it is more enjoyable and increase learning. Mayer (2001) describes how people learn from words and pictures and how the information is processed through two basic channels, i.e. verbal and visual through Cognitive Theory of Multimedia Learning (CTML) (Fig. 1). Particularly, Mayer produced CTML to represent the human information processing system. It encompasses three fundamental assumptions for multimedia design: (i) humans possess separate channels for processing visual and audio information, (ii) humans are limited in the amount of information that they can process in each channel at one time and (iii) humans engage in active learning by attending to relevant incoming information, organizing selected information into coherent mental representations, and integrating mental representation other knowledge.

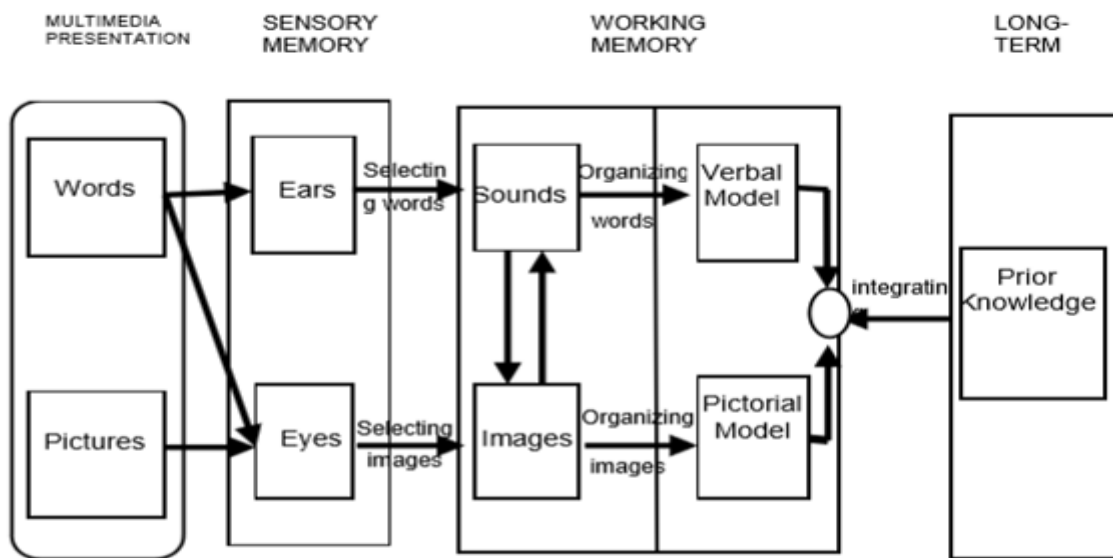


Figure 1. Cognitive theory of multimedia learning (Source: Mayer, 2003).

### 2.2 Multimedia Design Principle

The human cognitive process consists of the selection of relevant information, the preparation of information and the incorporation of new information with existing knowledge. According to Mayer and Moreno (2003), multimedia learning is learning through texts and pictures while multimedia instruction also helps to improve the quality of learning. The design of good multimedia instruction can enhance student understanding and provide meaningful experience during verbal-visual cognitive processing besides alleviating student's cognitive burden (Mayer and Moreno, 2003). Hence, several multimedia principles have been proposed to reduce the learning cognitive burden so that good results can be achieved from the presentation and learning.

#### 2.2.1 Feedback Principle

Multimedia learning environment requires learners to integrate information from different sources and modalities, which can pose a challenge for some learners. Providing feedback on student responses can be an effective method of guiding learners to achieve a deep understanding of the material. According to Mayer (2014), the principle of feedback in multimedia learning refers to the ability of students to learn better through explanatory feedback rather than just corrective feedback. The rationale of the principle of feedback is based on the cognitive theory of multimedia learning. Representative diversity should be designed to support learning; pedagogical functions should be taken into account when designing structures.

## **2.3 Persuasive Multimedia**

Persuasive technology focuses on the combination of computers and the persuasion into an assistive tool. According to Fogg (2003), persuasive technology refers to interactive computing systems, which are designed with the aim to change people's attitudes and behaviours. Persuasive technology focuses on the combination of computers and the persuasion into an assistive tool. Persuasive technology refers to interactive computing systems, which are designed with the aim to change people's attitudes and behaviours (Fogg, 2003).

## **3. PERSUASIVE MULTIMEDIA APPLICATION**

Persuasive Multimedia Application (PerMOss) has been developed with the intention to increase student's knowledge and awareness of obesity risk. The methodology used for designing and developing the application was adapted from Alessi and Trollip (2001) and has been used as the instructional system design. It consists of three main phases which include planning, design, and development. This model was chosen as the methodology in this study because it proposes a set of standards that can be used as guidance in the design and development tasks. It also suggests ways to be creative and introduce techniques for designing, developing and integrating the various components of the multimedia application (Alessi & Trollip, 2001).

### **3.1 Planning**

The planning phase is the first stage, and it is very important in every software development process. To develop a prototype, there are several levels that need to be carefully planned. The planning phase refers to the continuous monitoring of the overall development of the PerMOss prototype.

The first element in the planning phase is to determine the scope of learning content. The scope of the learning content will be learned by the target respondents who are year 5 students. The main objective of this application construction is to increase the knowledge and perception of student's awareness of the risk of obesity and healthy lifestyle hazards.

The scope of the content is processed by the principles of the proposed sequential technology such as the principle of cause and effect, the principle of commonality and the principle of reserves. Also, the scope of the content is structured to suit the features of the feedback principle and follow the design guidelines devoted to children.

Selection and compilation of resource materials is an important step that needs to be done in the PerMOss prototype because, without proper content, the implementation and construction of this application will be stalled and cannot be continued. Material selection also takes into account the opinions of experienced professionals such as counselling teachers, nutrition experts from the School of Industrial Technology, Universiti Sains Malaysia, a language expert and experienced elementary school teachers with more than five years teaching experience.

### **3.2 Design**

The construction and development of the PerMOss prototype require a good design stage. PerMOss prototype is aimed at enhancing knowledge and perception of student's awareness on the risk of obesity and healthy lifestyle hazards. The design phase deals with the activities of assembling the contents and deciding on how it is to be treated from both an instructional and interactive perspective. This phase will enable the proposed instructional product turn into a reality. During the design phase of PerMOss, the ideas were transformed into a first draft of the application and finally, the design document is created. Also, a conceptual model including theories, principles, and guidelines was used to engage people in such a way that learning takes place in an effective and efficient manner.

Some of the principles of the persuasive technology proposed by Fogg (2003) have been applied in this study, the principle of cause and effect, the principle of similarity and principle of suggestion. Here is a description of the application of the principles used:

i. Principle of cause and effect

The design and content of the courseware are developed based on cause and effect. It indirectly exposed the risk of obesity directly to the students. Through this principle, pupils are exposed to the causes of obesity and the consequences of obesity. The use of computers is capable of providing an almost realistic experience with reality life (Fogg, 2003).

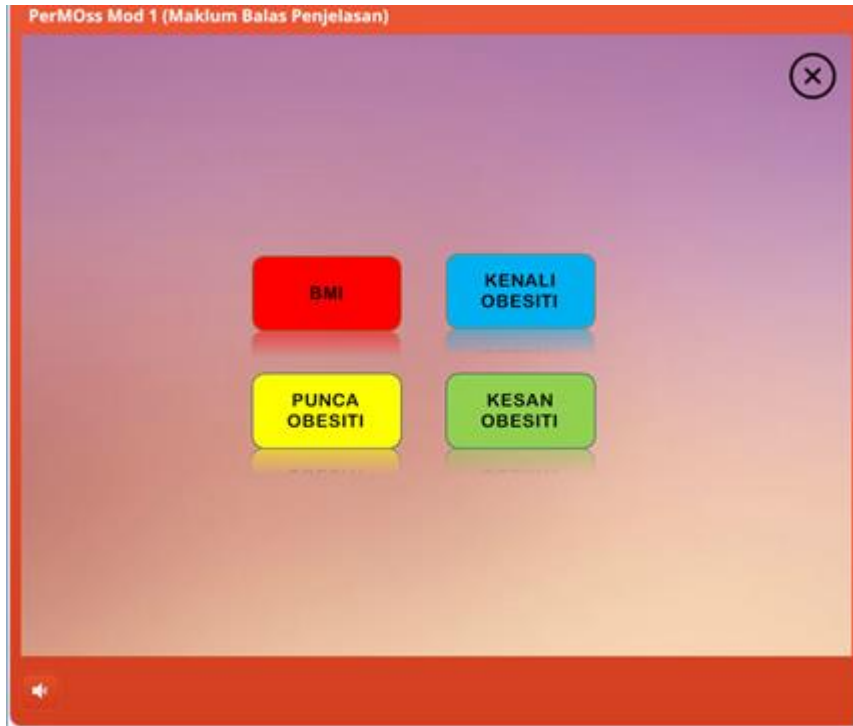


Figure 2. The menu interface is providing causes and effects buttons.



Figure 3. The cause of obesity interface.



Figure 4. Obesity effects interface.

ii. Principle of similarity

According to Fogg (2003), the most effective persuasion power is through similarity. Individuals are more affected and persuaded to make changes when they feel that the current situation is almost the same as what they are experiencing. The principle of equality suggests that the people we think are the same with us regarding personalities, priorities or in other attributes can lead and persuade us more easily than people who are not the same with us (Fogg, 2003).



Figure 5. A girl acts as an agent in the video.



Figure 6. A boy acts as a character in the video.

### iii. Principle of suggestion

The use of the word suggestion is widespread in the field of education, scientific and medicine with various meanings. In the writings of educators and pure scientific psychologists, it has been used to point out a kind of general influence brought about to discuss the mind, a logical or rational notion (Othman & Yahaya, 2012). According to her, the mind can be rational and irrational. Computing technology will have greater propulsion power if it offers suggestions at the right time (Fogg, 2003). The principle of the suggestion is described as an interactive computing product that suggests behaviour at the right time.



Figure 7. Suggestions for a healthy lifestyle.



#### **4. DEVELOPMENT**

The development phase of this prototype refers to the process involved from the concept idea to the actual prototype implementation.

PerMOss contains text elements that will be implemented to deliver messages to the target respondents. Textual materials in this software were generated using software such as Articulate Storyline 2, Adobe Photoshop and Adobe Flash Player. The text is the most widely used and flexible way of presenting information and conveying ideas on the screen. This prototype uses fonts from the Arial family with sizes ranging from 10-100 points. The main reason for using this type of font is based on the fact that it is easier to be read on the screen.

Articulate Storyline 2 software is used as an authoring tool in the development of this software. This software is selected because it has the features in accordance with the needs of the developed software prototype. One of the features available is the-quizzes. By using the available templates, the time of development of the software can be minimized.

Researchers have provided a narrative script for this software. Audio recording is based on this script. The script has been reviewed by content experts and nutrition experts to ensure the validity of the content and to avoid errors in language and terms. Also, a content review by experts was done to ensure the content and way of delivery are appropriate to the respondents.

Teesmer (1993) proposes a formative test method to evaluate the quality of the produced software. Testing is done to ensure that the developed software meets the objectives. The purpose of the formative test is to correct any weaknesses and errors that apply. Formative tests consist of four levels. However, only two levels are implemented at this stage following the expert assessment review during the alpha test stage. The levels are:

i. One-to-one assessment

One-to-one assessment involved three students who were not from the survey respondents group. They followed the software instructions with the supervision of the researchers. Before that, the researchers provided a brief description of the software, and subsequently, the students were given the freedom to use the software. The purpose of this assessment was to ensure that the software was usable without any problems and to get an early reaction to the learning material built.

Evaluations were made in an interview. Each student comments were recorded, and the changes will be made according to the student's needs. The comments given by the students were taken as a complementary to the comments given by the expert during the evaluation phase of the built-in software. As a result of this assessment, students gave positive comments and were able to follow the lessons in the courseware.

ii. Small group assessment

A small group assessment involved six students. Similar to one-to-one assessment, researchers provide brief explanations before students are given the freedom to use the courseware. The primary purpose of this small group assessment is to ensure that the amendments and modifications are appropriate for the use of the respondents of the study. Students were also given a usability rating questionnaire by Che Soh (2012). This instrument uses 5 points Likert Scale. The score ranges from 1-5 with a 5 score represents the 'strongly agree' statement, while 1 represents 'strongly disagree'.

#### **5. INSTRUMENTS**

There are three research instruments involved in this pilot testing.

i. Self-regulated Questionnaire

This instrument was used to determine students' tendency to the same type of student motivation leads to intrinsic motivation or extrinsic motivation.

ii. Pre-test / Post-test

The instrument has three domains: Demographics, Knowledge & Awareness. They were used by the participants in pre-test and post-test where the items in both tests are equivalent. However, the position of the item is

revamped for a set of post-test questions to ensure that students are less able to remember the choice of answers chosen during the pre-test.

iii. IMMS (*Instructional Materials Motivation Scale*)

The main goal of this instrument is to measure the perceived motivation of teaching material.

Since this paper is only reporting the design effect of multimedia learning on school students on their knowledge and awareness obesity risks, therefore, the effect on the type of respondent (intrinsic motivation or extrinsic motivation) by using the self-regulated questionnaire is not discussed. It is similar to the IMMS instrument where the paper is not discussing on measuring the perceived motivation of teaching material which is the PerMOss.

**6. METHOD AND EVALUATION**

Quasi-experiment was conducted in two schools. Each school used a classroom which has 15 participants who were selected randomly. The participants from the first school were using Mode 1 which is exploratory feedback whereas the participants from the second school were using Mode 2 (corrective feedback). Teachers from both schools were briefed on the purpose and procedures of the study so that the teachers had a clear picture of the treatment process and collection of data. In fact, they were also given an opportunity to conduct the use of the courseware so that they have a clear picture, able to provide guidance and help students during the study.

Study treatments were initiated with an introduction to the purpose of the study by briefly providing the information on the correct use of the courseware. Next, students were allowed to use the courseware monitored by the researcher. Monitoring is aimed at helping students who faced any problems while using the software.

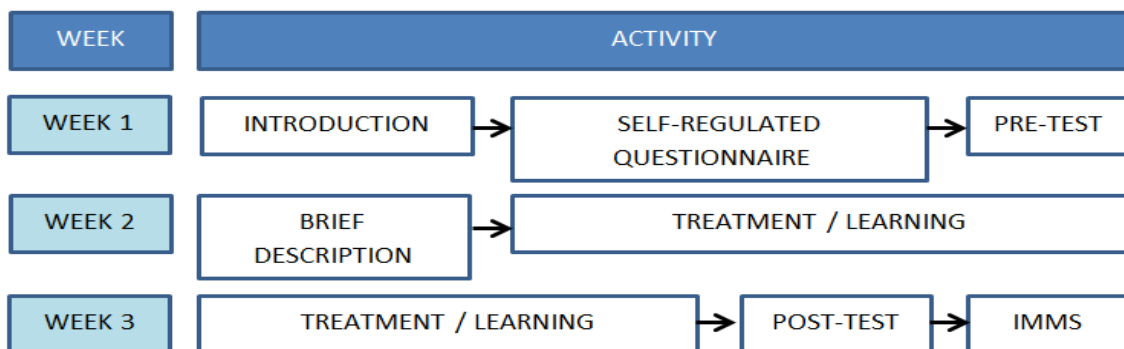


Figure 8. Activity during the weeks.

The treatment phase of this study took three weeks. In the first week, students were given an introductory briefing on the next study; they answered the Self-Regulation Questionnaires followed by the Pre-test. In the second week, students were exposed to the courseware. Students were given the freedom to use the courseware after a brief explanation by the researchers. The third week, students used the same software before given the Post Test and IMMS Test. Finally, students were given words of appreciation and certificates during the reflection session.

**7. RESULT AND DISCUSSION**

The data were analysed using the Statistical Packages for Social Sciences (SPSS version 22) software. Two analyses were performed, i.e. descriptive statistics (frequency, mean, median and standard deviation).

Table 1. Descriptive statistics for knowledge scores by presentation mode

Presentation Mode		Score
Mode 1 (exploratory feedback)	Mean	8.27
	N	15
	standard deviation	0.028
Mode 2 (corrective feedback)	Mean	7.66
	N	15
	standard deviation	0.69
Total	Mean	7.965
	N	30
	standard deviation	0.359

From the beta testing, Table 1 illustrates the descriptive statistics of knowledge scores by presentation modes. It is reported that students who explored persuasive multimedia application using presentation Mode 1 (exploratory feedback) showed slightly higher scores in knowledge compared to the students who explored persuasive multimedia application using presentation Mode 2 (corrective feedback). This shows that presentation Mode 1 has a higher impact on students' knowledge.

Table 2. Descriptive statistics for awareness scores by presentation mode

Presentation Mode		Score
Mode 1 (exploratory feedback)	Mean	2.23
	N	15
	standard deviation	0.237
Mode 2 (corrective feedback)	Mean	2.04
	N	15
	standard deviation	0.124
Total	Mean	2.135
	N	30
	standard deviation	0.181

Table 2 illustrates the descriptive statistics of awareness scores by presentation modes. It is reported that students who explored persuasive multimedia application using presentation Mode 1 showed slightly higher scores of awareness compared to the students who explored persuasive multimedia application using presentation Mode 2. This shows that presentation Mode 1 has a higher impact on students' perceived awareness. However, the main finding is both presentation modes show that the participants have gained knowledge, understanding and increased their awareness of obesity risk.

## 8. CONCLUSION

Realizing the important impact in increasing children knowledge and awareness about obesity risk, this paper discussed the impact of embedding multimedia design principles as a strategy to design and developing the persuasive multimedia application. The findings from the pilot testing show that the advantages of multimedia design principles integrated with persuasive principles can facilitate children to gain knowledge, understanding and increase their awareness about obesity risk.

Hopefully, the design strategy embedded in the persuasive multimedia application will serve as an alternative approach to motivated children to get information about obesity risk and prepare them to be aware and practice a healthy lifestyle.

## **9. ACKNOWLEDGEMENT**

This research is supported by Universiti Sains Malaysia, Centre of Instructional Technology and Multimedia (Grant No 1001/PMEDIA/846094).

## **REFERENCE LIST**

Alessi, S. M. & Trollip, S. R. (2001). *Multimedia for Learning: Methods and Development*. 3rd Ed. USA: A Pearson Education Company.

Che Soh Said. (2012). *Pembangunan dan Penilaian Keberkesanan Koswer Multimedia Interaktif dengan Koswer Realiti Maya dalam Pembelajaran Biosel*. PhD Thesis (not published). Universiti Sains Malaysia.

Fogg, B. J. (2003). *Persuasive Technology: Using Computer to Change What We Think and Do*. USA: Morgan Kaufmann Publisher.

Hick, S. (1997). *Benefit of Interactive Multimedia Courseware*. Carleton University: Trican Multimedia Solutions Inc.

Mayer, R. E. (2014). *The Cambridge Handbook of Multimedia Learning Second Edition*. Cambridge, UK: Cambridge University Press.

Mayer, R. E. (2001). *Multimedia Learning*. USA: Cambridge University Press.

Mayer, R. E., & Moreno, R. (2003). Nine ways to reduce cognitive load in multimedia learning. *Educational Psychologist*, 38, 43–52.

Othman, A., & Yahaya, W. A. J. W. (2012). A Preliminary investigation: Children's awareness of child sexual abuse in Malaysia. *International Journal of Social Science and Humanity*, 2(3), 242–247.

Tessmer, M. (1993). *Planning and conducting formative evaluations: Improving the quality of education and training*. London: Kogan Page

**CITATION:** *Proceedings of IBAD 2018 – 3<sup>rd</sup> International Scientific Research Congress on Humanities and Social Sciences, July 9-11, 2018 - Skopje, Macedonia*

**ISBN:** 978-605-66529-2-9

**DOI:** 10.21733/ibad.446621

**PAGES:** 11-20

## **EVALUATING PROBLEM SOLVING SKILLS AND GOAL COMMITMENT AMONG ORIENTEERING ATHLETES**

**Mehmet Özdemir<sup>1\*</sup>, Gülsüm Baştuğ<sup>2</sup>, Halil Tanir<sup>3</sup>, Emrullah Salim<sup>4</sup>**

<sup>1</sup>Assoc. Prof. Dr., Selcuk University, TURKEY, ozdemirim69@gmail.com

<sup>2</sup>Assoc. Prof. Dr., Mugla Sıtkı Kocman University, TURKEY, gbastug@mu.edu.tr

<sup>3</sup>Dr. Lec., Adnan Menderes University, TURKEY, halil.tanir@adu.edu.tr

<sup>4</sup>Gr. Stu., Mugla Sıtkı Kocman University, TURKEY, ozdemirim69@gmail.com

11

\* Corresponding author

### **Abstract**

Orienteering is a nature sport that is performed by running, skiing, riding bikes or in other forms and is based on physical and mental efforts and in orienteering reaching correct goal quickly is important. This study aims at evaluating problem solving skills and goal commitment among orienteering athletes. 145 orienteering athletes aged between 18 and 27 were recruited for the study. In order to determine problem solving skills of orienteering athletes, "Problem Solving Inventory" that was designed by Heppner and Peterson (1982) skills and Turkish adaptation of which was done by Şahin and Heppner (1993) was used. In order to explore goal commitment of orienteering athletes, "Goal Commitment Scale" that was developed by Hollenbeck, Williams and Klein (1989) and Turkish adaptation of which was done by Şenel and Yıldız (2016) was used in the study. For the analyses of the data; frequency analysis, Kolmogorov-Smirnov Test, Mann Whitney-U Test and Kruskal Wallis-H Test for comparing more than two independent groups were used. As a conclusion, there was no significant difference among groups in terms of sex and age variables in problem solving skills and goal commitment scores ( $p>0.05$ ). Despite no significant difference, it may be argued that problem solving skills of male athletes were better than female athletes according to average scores. Yet, there was a significant difference among groups in terms of sex and age variables in problem solving skills and sports age ( $p<0.05$ ) and problem solving skills of athletes who did orienteering sport for 4-6 years were better. No significant difference existed between goal commitment and sport age. However, depending on average scores it was identified that as sport age increased so did goal commitment scores. A meaningful correlation between problem solving skills and goal commitment was found.

**Keywords:** Orienteering, problem solving skills, goal commitment.

*July 9-11, 2018 Skopje-MACEDONIA*

## **INTRODUCTION**

Orienteering, including finding directions using a map in terrain against time, is done by people because it requires navigating, is an outdoor sport, is based on competition and is accepted as a sportive branch in many countries and world tournaments are held for orienteering. When it is thought that orienteering improves independently thinking skills and problem solving skills under pressure and stress; it is a sport that works mind, is quite healthy and needs mental capability (McCrill, Cory, & Renfrew, 1998) and high level of physical abilities such as high level of endurance, strength and speed in order to overcome difficult barriers in terrain and to get the best point in competition (Ozcan, 2007). Orienteering is a kind of sport that emphasizes physical strength and intelligence, can improve the abilities of field direction of participants and can teach the participants to study and recognize the maps. Orienteering can cultivate and train the spirit of bullhead and brave. Besides it is entertaining and practicable (Tong, 2010). Orienteering is an outdoor sport similar to cross tournaments. Athletes in both sports try to complete activities as fast as possible in the open field. Using map and compass knowledge, orienteering athletes determine a route and complete the track at the shortest time (Symonds, 2008). Orienteering types recognized by IOF are foot orienteering, ski orienteering, mountain bike orienteering and trail orienteering (Deniz et al., 2012). Orienteering is a sportive branch that includes physical activities as well as mental activities. It improves ability to think independently and to overcome difficulties under pressure and stress (Güler, 2009). Solving problem is the process of individual's understanding and solving the gap between his target and the obstacles he faces while progressing to the target (Bingham, 2000). Bingham describes it as a process requiring a series of effort to abolish the difficulties for reaching a specific target. Solving problem helps to become optimistic about overcoming negative life conditions, to have a high self-efficacy, to improve recovery skill in negative conditions (Benard, 2004; Steinhardt and Dolbier, 2008). Problem solving is a cognitive, affective and behavioral process that an individual develops and produces to be able to find the way for coping with problems effectively. Problem solving facilitates health and emotions getting better and self-esteem and self-confidence developing and increases quality of life (D'Zurilla, and Nezu, 1990; D'Zurilla et al., 2007). How effective sports activities, especially constant ones are over education-teaching, individual's social development, the skills of solving problem, overcoming stress and personal adaptation of the student doing sports and the students not doing sports under the same environment and conditions, also the difference between academic success levels highly draw attention (Türkcapar, 2009). Goal is defined as achieving certain proficiency during a certain process while goal commitment is the determination in reaching that accepted goal (Locke et al., 1981; Locke and Latham, 2002). A goal is a target, objective, standard, destination, aim or end towards which people direct their efforts (Carron et al., 2005). According to Locke and Latham (1990), individual task performance is affected by goals because having goals leads individuals to do what is necessary to produce such performance. There are three main direct goal mechanisms: effort, persistence and direction; which are mainly motivational (Locke, 1996). Studies done demonstrate that athletes of all ages set goals to enhance their performances and goal-setting is a significant strategy to increase performance (Horn, 2008). As a result; goals are classified into 3 categories: outcome goals, performance goals and process goals. Outcome goals mainly focus on competition while performance goals basically target at not only surpassing opponents' performance but also achieving a new performance and by going beyond one's previous performance (Burton, Naylor and Holliday, 2001; Weinberg and Gold, 2015). It is thought that orienteering athletes -being engaged with orienteering sport that requires physical and goal commitment under difficult environmental conditions- are supposed to demonstrate physical and goal commitment in order to find solutions to sudden and unexpected problems, to be determined and patient and to achieve the goal set. Investigating goal commitment and problem solving among orienteering athletes is important in improving performance, increasing success motivation and contributing to the relevant studies in this field. In light of background above mentioned; this study aimed at assessing problem solving and goal commitment among Orienteering athletes.

### **Method**

The participants were sorted into age groups and young cyclist group consisted of 36 athletes (age range:18-27 years) while adult orienteering athletes group consisted of 145 athletes. In order to explore orienteering athletes' problem solving, The Problem-Solving Inventory (PSI) –developed by Heppner and Peterson (1982) and was translated into Turkish by Sahin and Petersen (1993)- and Goal -Commitment Scale – designed by Hollenbeck, Williams and Klein (1989) under 9 items, reduced to 5 items by Klein, Wesson, Hollenbeck and Wright (1999) and adapted into Turkish Language by Şenel and Yıldız (2016)- were used. As scores increase, so does psychological resilience.

### The Problem-Solving Inventory (PSI)

The Problem-Solving Inventory (PSI) was developed by Heppner and Peterson (1982) and was translated into Turkish by Sahin and Petersen (1993). Total score ranges between 32 and 198 (Karabulut, & Kuru, 2009). Turkish version of the problem-solving inventory consisted of six factors. These factors are precipitant approach, thinking approach, avoidant approach, assessor approach, self-confident approach, and planned approach. Reliability results (Cronbach's alpha=0.88) of the Turkish version of Problem-Solving Inventory were satisfactory. Confirmatory six-factor analyses have provided good support. The alpha coefficients for the six factors were 0.78, 0.76, 0.74, 0.69, 0.64, and 0.59, respectively (Şahin & Petersen, 1993). The scale includes 35 items. 9<sup>th</sup>, 22<sup>nd</sup> and 29<sup>th</sup> items are excluded in scoring. Scoring is done over 32 items. 1, 2, 3, 4, 11, 13, 14, 15, 17, 21, 25, 26, 30 and 34<sup>th</sup> items are the ones scored inversely. The score range that may be taken from the inventory is between 32 and 192, Cronbach alpha reliability coefficient was found 82. According to the factor analysis results by Sahin and Petersen (1993), the inventory is consisted 6 sub-dimensions as Precipitant Approach, (13, 14, 15, 17, 21, 25, 26, 30 and 32. items), Thinking Approach (18, 20, 31, 33 and 35. items), Reserved Approach (1, 2, 3 and 4.items), evaluative Approach (6, 7 and 8. items), self-confident approach (5, 11, 23, 24, 27, 28 and 34. items) and planned approach (10, 12, 16 and 19. items). The height of total score received from the scale shows that individual perceives himself inadequate about problem-solving skills.

### Goal Commitment Scale

Hollenbeck, Williams, and Klein (1989) developed the Goal Commitment Scale with 9 items. Klein, Wesson, Hollenbeck and Wright (2001) revised the scale to 5 items. Şenel and Yıldız (2016) translated the scale into Turkish and tested the reliability and validity with the participation of students studying in physical education and sport field. Items in Turkish version were revised in line with the expert opinions to assess commitment related to team goals. For example, in Turkish version, the item "It is hard to take this goal seriously" was revised to "It is hard to take a goal of my team seriously" and the revised scale was sent to expert for evaluation of the new scale. Experts advised that the word "team" should be replaced with "club" because participants were going to be competing for both individual and team sports. The scale has 5 items and 5-point likert type (1=strongly disagree - 5= Strongly agree). The items of 1, 2, and 4 are reversed in calculating the average score. The higher score refers to the higher commitment. Internal consistency of the scale was found to be 0.70. (Büyüköztürk, 2011; Nunnally, 1978; Özgüven, 2004).

### Data Analysis

Whether or not data used in the study followed a normal distribution was tested with Kolmogorov-Smirnov Test. Since the data did not follow a normal distribution, Mann Whitney-U Test for comparing two independent groups was used while Kruskal Wallis-H Test was used for comparing more than two independent groups

## Results

**Table 1. Demographic distribution of study group**

Variables	Sub category	N	%
Sex	Female	69	47.6
	Male	76	52.4
	Total	145	100
Age	18-19 age	40	27.6
	20-21 age	75	51.7
	≥22 years	30	20.7

	Total	145	100
Sports age	1-3 years	94	64.8
	4-6 years	42	29
	≥7 years	9	6.2
	Total	145	100

As seen in Table 1, 46.7% of the participant orienteering athletes were female while 52.4% of them male; 27.6% of the participants were aged between 18 and 19 years, 51.7% of them 20 and 21 years and 20.7% of them ≥22 years. 64.8% of orienteering athletes had a sport age of 1-3 years, 29% of them 4-6 years and 6.2% of them ≥7 years.

**Table 2. Assessing problem solving skills-its subdimensions and goal commitment according to sex variable among orienteering athletes**

	Groups	N	$\bar{x}_{sira}$	$\sum sira$	U	z	p
Problem solving skills total score	Female	69	76.01	5245.0	2414.000	-0.824	0.410
	Male	76	70.26	5340.0			
Problem solving skills subdimensions							
Precipitant Approach	Female	69	73.77	5090.0	2569.000	-0.210	0.833
	Male	76	72.30	5495.0			
Thinking Approach	Female	69	73.20	5050.5	2608.500	-0.054	0.957
	Male	76	72.82	5534.5			
Reserved Approach	Female	69	75.22	5190.5	2468.500	-0.613	0.540
	Male	76	70.98	5394.5			
Evaluative Approach	Female	69	73.91	5099.5	2559.500	-0.250	0.0803
	Male	76	72.18	5485.5			
Self-confident approach	Female	69	75.53	5211.5	2447.500	-0.693	0.488
	Male	76	70.70	5373.5			
Planned approach	Female	69	76.01	5245.0	2414.000	-0.829	0.407
	Male	76	70.26	5340.0			
Goal Commitment	Female	69	77.90	5375	2284.000	-1.353	0.176
	Male	76	68.55	5210			



As seen in Table 2, there was no significant difference among groups in terms of sex variable and problem solving skills and its subscales ( $p>0.05$ ). It was identified that total score of problem solving inventory and average scores of its subscales of male athletes was lower as compared to female athletes. Because as problem solving skills scores increase, problem solving skills increase, we may suggest that male athletes' problem solving skills were better than female athletes. No significant difference was found between goal commitment and sex variable ( $p>0.05$ ). Average goal commitment score of female athletes was (77.90) whereas average goal commitment score of male athletes was (68.55). According to these findings, goal commitment of female athletes was found to be higher than male athletes.

**Table 3. Assessing problem solving skills-its subdimensions and goal commitment according to age variable among orienteering athletes**

Subdimensions	Age groups	<i>N</i>	$\bar{x}_{sira}$	$x^2$	<i>sd</i>	<i>p</i>
PSI total score	1 18-19 years	40	70.93			
	2 20-21 years	75	72.94	0.451	2	0.798
	3 ≥22 years	30	75.92			
Precipitant Approach	1 18-19 years	40	73.33			
	2 20-21 years	75	73.89	0.158	2	0.924
	3 ≥22 years	30	70.33			
Thinking Approach	1 18-19 years	40	73.76			
	2 20-21 years	75	71.86	0.127	2	0.938
	3 ≥22 years	30	74.83			
Reserved Approach	1 18-19 years	40	75.08			
	2 20-21 years	75	71.39	0.240	2	0.880
	3 ≥22 years	30	74.27			
Evaluative Approach	1 18-19 years	40	75.14			
	2 20-21 years	75	71.51	0.216	2	0.898
	3 ≥22 years	30	73.88			
Self-confident approach	1 18-19 years	40	63.10			
	2 20-21 years	75	75.10	3.507	2	0.173
	3 ≥22 years	30	80.95			
Planned approach	1 18-19 years	40	70.93			
	2 20-21 years	75	72.94	0.246	2	0.884
	3 ≥22 years	30	75.92			

Goal Commitment	1	18-19 years	40	71.50	0.295	2	0.863
	2	20-21 years	75	72.36			
	3	≥22 years	30	76.60			

As seen Table 3, no meaningful difference was found between problem solving skills and goal commitment according to age variable among age groups ( $p>0.05$ ).

**Table 4. Assessing problem solving skills-its subdimensions and goal commitment according to sports age variable among orienteering athletes**

Subdimensions	Sport age	N	$\bar{x}_{sira}$	$x^2$	sd	p	Significance	
Problem solving skills total score	1	1-3 years	94	74.84	4.688	2	0.096	-
	2	4-6 years	42	64.05				
	3	≥7 years	9	95.56				
Precipitant Approach	1	1-3 years	94	75.69	6.324	2	0.042*	2-3
	2	4-6 years	42	61.83				
	3	≥7 years	9	97.00				
Thinking Approach	1	1-3 years	94	76.30	3.581	2	0.167	-
	2	4-6 years	42	63.18				
	3	≥7 years	9	84.39				
Reserved Approach	1	1-3 years	94	73.76	0.999	2	0.607	-
	2	4-6 years	42	69.02				
	3	≥7 years	9	83.61				
Evaluative Approach	1	1-3 years	94	73.28	2.234	2	0.327	-
	2	4-6 years	42	68.46				
	3	≥7 years	9	91.22				
Self-confident approach	1	1-3 years	94	73.32	1.851	2	0.396	-
	2	4-6 years	42	68.73				
	3	≥7 years	9	89.56				
	1	1-3 years	94	73.64	0.637	2	0.727	-
	2	4-6 years	42	69.77				

Planned approach	3	≥7 years	9	81.39			
	1	1-3 years	94	70.99			
Goal Commitment	2	4-6 years	42	73.19	2.317	2	0.314
	3	≥7 years	9	93.06			

\* was significant at  $p < 0.05$

As seen in Table 4, Precipitant Approach sub-dimension of PSI demonstrated significant difference in terms of sports age among the groups ( $p < 0.05$ ). After the paired comparisons, it was found that the difference was between those with sport age of 4-6 years and those with sport age of ≥7 years. Problem solving skills of athletes who did orienteering sports for 4-6 years were better. It was seen that there was no statistically significant difference among athletes in terms of total scores of PSI sub-dimensions Thinking, Reserved, Evaluative, Self-Confident and Planned Approaches according to sport age ( $p > 0.05$ ). A statistically significant difference did not exist between goal commitment and sport age variable ( $p > 0.05$ ). Goal commitment was 73.19 among those who had a sport age of 4-6 years whereas it was 93.06 among those who did orienteering sports for ≥7 years. As sport age increased so did average goal commitment scores.

**Table 5. Assessing the correlation between problem solving skills and goal commitment**

PSI total score and its subdimensions	Goal Commitment Scale Scores		
	N	r	p
PSI total score	145	-0.201*	0.015
Precipitant approach	145	-0.206*	0.013
Thinking approach	145	-0.164*	0.048
Reserved Approach	145	-0.158	0.058
Evaluative Approach	145	-0.118	0.158
Self-confident approach	145	-0.159	0.056
Planned approach	145	-0.032	0.702

\* was significant at  $p < 0.05$

As seen in Table 5, there was a negative and lower correlation between goal commitment and total score of problem solving skills, Precipitant Approach and Thinking Approach ( $r = -0.201$ ;  $r = -0.206$  and  $p < 0.05$ ; respectively). According to this finding; as athletes' goal commitment scores increased their total score of problem solving skills and Precipitant Approach score decreased. As total score of PSI and total scores of its subdimensions reduce, individuals perceive themselves sufficient and therefore it may be suggested that increase in athletes' goal commitment score caused them to see themselves sufficient in PSI- Precipitant Approach and Thinking Approach. No significant correlation was found between goal commitment scores and scores of PSI subdimensions Reserved ( $r = -0.158$ ), Evaluative ( $r = -0.118$ ), Self confident ( $r = -0.159$ ) and Planned approach ( $r = -0.032$ ) ( $p > 0.05$ ).

### Discussion And Results

In the study orienteering athletes' problem solving skills and goal commitment were examined and according to sex distribution 46.7% of the participant orienteering athletes were female while 52.4% of them

male; according to age distribution 27.6% of the participants were aged between 18 and 19 years, 51.7% of them 20 and 21 years and 20.7% of them  $\geq 22$  years and according to sport age distribution 64.8% of orienteering athletes had a sport age of 1-3 years, 29% of them 4-6 years and 6.2% of them  $\geq 7$  years (Table 1).

According to sex variable, there was no significant difference among the groups in terms of problem solving skills and its subdimensions ( $p > 0.05$ ). Yet, it was seen that average total score of PSI and average scores of its subdimensions were lower among male athletes as compared to female athletes. As scores of problem solving skills decrease, problem solving skills increase and therefore we may suggest that male athletes' problem solving skills were better than female athletes. On the other hand, no significant difference between goal commitment and sex variable was found ( $p > 0.05$ ). Female athletes' average goal commitment was (77.90) while male athletes' average goal commitment was (68.55). According to these findings, we may argue the female athletes' goal commitment was higher than male athletes (Table 2). Xing (2011) found that, orienteering can effectively improve college students' mental health, especially in anxiety, self-abasement, social withdrawal, social attack, impulse, depression and dependence. Orienteering can promote college students' adjustment, especially in interpersonal relationship adjustment, emotion adjustment, satisfaction, campus life adjustment and job choosing adjustment (Xing, 2011). The studies of Tavlı (2007) and Gültekin (2006) supported these findings that problem solving skills did not differ according to sex variable.

Problem solving skills and goal commitment did not differ significantly among the groups according to age variable (Table 3). Yet, there was a significant difference between problem solving skills, Precipitant Approach and sports age ( $p < 0.05$ ). After paired comparisons, it was found that the difference was between those with sport age of 4-6 years and those with sport age of  $\geq 7$  years. Problem solving skills of athletes who did orienteering sports for 4-6 years were better. Problem solving skills of athletes who did orienteering sport for 4-6 years were better. According to sport age, total scores of PSI subdimensions Thinking, Reserved, Evaluative, Self-Confident and Planned Approaches were not significant among athletes ( $p > 0.05$ ). No significant difference was identified between goal commitment and sports age ( $p > 0.05$ ). Average goal commitment was 73.19 among those with a sport age of 4-6 years while it was 93.06 among those who did orienteering sports for  $\geq 7$  years. As sports age increased so did average goal commitment score (Table 4). According to the study results related to orienteering, a significant difference between athletes' marital status, age groups, and experiences in orienteering sports and self-esteem in decision making, decision is making styles. According to the research results, it has been determined that married orienteering athletes prefer both self-esteem in decision making and vigilance decision-making style more often than the single athletes that mostly prefer procrastination decision-making style. Also, it has been found out that as the athletes' age and experiences in sports increase, self-esteem and decision-making styles are affected more positively as well (Eroğlu et al., 2016).

There was a negative and lower correlation between goal commitment and total score of PSI, Precipitant Approach and Thinking Approach ( $r = -0.201$ ;  $r = -0.206$  and  $p < 0.05$ ; relatively). According to this finding, as athletes' goal commitment scores increased their PSI total score and Precipitant Approach score decreased. As total score of problem solving and total scores of its subdimensions reduce, individual perceives himself sufficient and therefore it may be suggested that increase in athletes' goal commitment scores caused them to see themselves sufficient in PSI- Precipitant Approach and Thinking Approach. No significant correlation was found between goal commitment scores and scores of PSI subdimensions Reserved ( $r = -0.158$ ), Evaluative ( $r = -0.118$ ), Self confident ( $r = -0.159$ ) and Planned approaches ( $r = -0.032$ ) ( $p > 0.05$ ) (Table 5). In the study of the problem-solving skills of orienteering athletes, it has been determined that the difference between the total mean scores that the orienteering athletes got from the problem solving inventory and their age, marital status, sports age, the years of practice in orienteering sports, and the status of being national player was significant. It was found that male orienteering athletes performed higher evaluating approach compared to the female athletes, and that as the age levels increase, the problem solving skill is affected more positively. Furthermore, it was determined that the perceptions of the participants who were more experienced, had long sports age in orienteering and did orienteering sports at a national level were more positive in problem solving skills (Eroglu & Eroglu, 2016). In a study in which problems solving skills of orienteering athletes were investigated in relation to intelligence areas; it was identified that orienteering athletes' naturalistic intelligence scores were higher as compared to other intelligence areas. It was concluded that there was a correlation between subjects' naturalistic intelligence scores and problem solving skills and kinesthetic intelligence scores (Özdemir, Güneş and Güneş, 2012).

In sum, the difference among the groups was not significant according to sex and age variables in terms of problem solving skills and goal commitment scores. It may be suggested that despite no meaningful difference,

average problem solving skills scores of male athletes (70.26) were better than female athletes (76.01). A considerable difference existed between problem solving skills and sports age. Those athletes who did orienteering sports for 4-6 years were more successful in problem solving skills. Among the orienteering athletes, there was no significant difference between goal commitment and sports age. But considering average goal commitment scores, it was found that as sports age increased so did goal commitment scores. Besides, a meaningful correlation was found between problem solving skills and goal commitment ( $p < 0.05$ ). It is recommended that this study, done on orienteering athletes, should be applied to other nature sports in which problem solving and goal commitment are required.

#### **ACKNOWLEDGEMENT**

This Paper Was Supported By Selçuk University BAP Under The Scope Of 18701285 Congress Participation Project

#### **REFERENCE LIST**

- Bernard, B. (2004). *Resiliency: What We Have Learned*. San Francisco, CA: WestEd Regional Educational Laboratory.
- Bingham, A. (2000). Gender differences in advanced mathematical problem solving. *Journal of Experimental Child Psychology*, 75, 3.
- Burton, D., Naylor, S., & Holliday, B. (2001). Goal-setting in sport: Investigating the goal effectiveness paradox. In R. Singer, H. A. Hausenblas, & C. M. Janelle (Eds.), *Handbook of research on sport psychology* (2nd ed., pp. 497–528). New York: Wiley.
- Büyüköztürk, Ş. (2011). *Sosyal Bilimler İçin Veri Analizi El Kitabı*. (14. Baskı). Ankara: Pegem Yayınevi.
- Carron, A. V., Hausenblas, H., and Eys, M.A. (2005) *Group dynamics in sport* (3rd ed), Morgantown, WV: Fitness Information Technology Inc.
- Deniz, E., Karaman, G., Bektaş, F., Yoncalık, Ö., Güler, V., Kılınc, A., Ateş, A. (2012). *Örienteering Training for Children*, 2nd Printing, Culture Agency Presentation and Org. Ankara.
- D’Zurilla T.J., & Nezu, M. (1990). Development and preliminary evaluation of the social problem solving: Psychological assessment: *A Journal of Consulting and Clinical Psychology*, 2(2), 156-163.
- D’Zurilla, T.J, Nezu, A.M., & Nezu, C.M. (2007). *Solving Life’s Problems: A 5-step Guide to Enhanced Well-being*. New York, NY: Springer.
- Eroglu, B., Eroglu, A.K. (2016). Research on problem solving skills of orienteering athletes in terms of some variables, ERPA International Congresses on Education (ERPA), Sarajevo, Bosnia & Herceg, Jun 02-04.
- Eroğlu, B., Özkan, Z., Eroğlu, A.K., Bilgin, S. (2016). Research on self-esteem in decision -making and decision-making styles in orienteering athletes, ERPA International Congresses on Education (ERPA), Sarajevo, Bosnia & Herceg, Jun 02-04.
- Guler, V. (2009), *Orienteering and Orienteering Training for Children*, Access:<http://en.calameo.com/read/00286299492e595ec9d19>
- Gültekin A (2006). *Problem solving skills of the psychological consultancy an guidance students*, Atatürk University, Institution of Social Sciences, Master Thesis, Erzurum.
- Heppner, P.P., & Petersen, C.H. (1982). The development and implications of a personal problem-solving inventory. *Journal of Counseling Psychology*, 15(1), 66-75.
- Hollenbeck, J. R., Klein, H. J., Ö’Leary, A. M., & Wright, P. M. (1989). Investigation of the construct validity of a self-report measure of goal commitment. *Journal of Applied Psychology*, 74, 951–956.
- Horn, T. (2008). *Advances In Sport Psychology*. Leeds: Human Kinetics

- Karabulut, E., & Kuru, E. (2009). Review of several variables of characteristics of the students in physical education and sport department of Ahi Evran University and the ability of problem solving. *Education Faculty Journal of Ahi Evran University*, 10(3), 119-127.
- Klein, H. J., Wesson, M. J., Hollenbeck, J. R., & Alge, B.J. (1999). Goal commitment and the goal setting process: Conceptual clarification and empirical synthesis. *Journal of Applied Psychology*, 84(6), 885-896.
- Klein HJ, Wesson MJ, Hollenbeck JR, Wright PM, DeShon RP, 2001. The assessment of goal commitment: A measurement model metaanalysis. *Organizational behavior and human decision processes*, 85(1): 32-55.
- Locke, E. A., Shaw, K. R, Saari, L. M., & Latham, G. P.(1981). Goal setting and task performance: 1968-1980. *Psychological Bulletin*, 90, 125-152.
- Locke, E.A., and Latham, G.P. (1990) *A theory of goal setting and task performance*, New York: Prentice Hall.
- Locke, E.A. (1996) 'Motivation through conscious goal setting', *Applied & Preventive Psychology*, 5, 117-124.
- McNill, C., Cory, J.W., Renfrew, T. (1998). *Teaching Orienteering* (2nd ed) Perthshire; United Kingdom.
- Nunnally J C. (1978). *Psychometric Theory* (2nd Edition). New York: McGraw-Hill.
- Özcan, F. (2007). Evaluation of the effect of orienteering sports upon social-individual behaviors and mathematical-mental intelligence development among primary school. Master Dissertation, Dumlupınar University, Kütahya.
- Özdemir, N., Güreş, A., Güneş, Ş. (2012). Relationship between problem -solving skills with the dominant intelligence of orienteering athletes, *International Journal of Academic Social Sciences*, 3, 2, 222-235.
- Özgüven İ E. (2004). *Psychological Tests*, PDREM Publication, Ankara-Turkey.
- Sahin, N., & Heppner, P.P. (1993). Psychometric properties of the problem solving inventory in a group of Turkish university students. *Cognitive Therapy and Research*, 17(4), 379-396.
- Senel, E., Yıldız, M. (2016). Goal Commitment Scale: Turkish Adaptation, Validity and Reliability in Students Studying in the Field of Physical Education and Sport, *CBU Journal of Physical Education and Sport Sciences*, 11(2), 58-65.
- Steinhardt, M., Dolbier, C. (2008). Evaluation of a resilience intervention to enhance coping strategies and protective factors and decrease symptomatology. *Journal of American College Health*, 56(4), 445-453.
- Symonds, L. (2008), *Sport Spotlight: Orienteering*, PE&Sport Today
- Xing, L.F. (2011). An experimental research on the effects of orienteering on college students' mental health, psychological adjustment and personality, *Dissertations & Theses*, East China Normal University, ProQuest Dissertations Publishing. <https://search.proquest.com/pqdtglobal>
- Tavlı B.S. (2007) Comparative study of the problem solving skills of 6-year-old kindergarten students. Master Thesis. Abant İzzet Baysal University, Institute of Social Sciences, Bolu-Turkey.
- Tong, H.F. (2010) The current situation and analysis of the orienteering in the physical education, *Dissertations & Theses*, Beijing Normal University, ProQuest Dissertations Publishing. <https://search.proquest.com/pqdtglobal>
- Türkcapar, Ü. (2009). Problem-solving skills of Physical education and sports academy students in terms of different variables. *Journal of Ahi Evran University Kırşehir Education faculty*, 10, 1, 129-139
- Weinberg, R.S., Gould, D. (2015). *Foundations of sport and exercise psychology* (6th Ed.). Champaign, IL: Human Kinetics.

**CITATION:** *Proceedings of IBAD 2018 – 3<sup>rd</sup> International Scientific Research Congress on Humanities and Social Sciences, July 9-11, 2018 - Skopje, Macedonia*

**ISBN:** 978-605-66529-2-9

**DOI:** 10.21733/ibad.448210

**PAGES:** 21-28

## **AN EVOLUTION ON FISCAL SUSTAINABILITY OF MUNICIPALITIES IN TURKEY**

**Umut AKDUĞAN<sup>1\*</sup>, Bilge Hakan AGUN<sup>2</sup>**

<sup>1</sup> Assist. Prof. Dr., Trakya University, TURKEY, umutakdugan@trakya.edu.tr

<sup>2</sup> Assist. Prof. Dr., Trakya University, TURKEY, bhakanagun@trakya.edu.tr

21

\*Corresponding author

### **Abstract**

Fiscal sustainability is analyzed by different techniques on the basis of government budget constraint. The method developed for fiscal sustainability by Hamilton and Flavin (1986) is based on determining whether the budget deficit or debt stock of the current term can be met with the budget surpluses in the future terms. Therefore, lifetime budget constraints are regarded as a sign of fiscal sustainability. In this study, the approach relating to sustainability of central government budget deficit is adapted to municipalities, and fiscal sustainability of municipalities in Turkey is examined on the basis of primary budget balance of the integrated municipalities. To analyze the fiscal sustainability of the municipalities, the stationarity of the primary budget balance variable, which expresses the difference between the municipal revenues and expenditures excluding interest payments, has been tested. In this context, quarterly data of the period of 2007-2017 is used, the series is made real with the real GDP index based on the year of 2010, and finally the natural logarithm of the series is used in the model. In the methodological framework of the study, ADF, PP and Ng-Perron Unit Root Tests were used to analyze the stationarity of the primary budget balance series. The results of the analysis indicate that the primary budget balance series of the municipalities is stationary during this period. These findings reveals that the municipalities in Turkey ensure the fiscal sustainability criteria.

**Keywords:** Municipalities, fiscal sustainability, unit root test.

### **1. INTRODUCTION**

In the studies performed within the scope of fiscal sustainability, central government's ability to meet its debt obligations is usually taken into consideration and sustainability of fiscal policies or budget

*July 9-11, 2018 Skopje-MACEDONIA*

deficits is examined. At this point, fiscal sustainability is analyzed with different techniques on the basis of the government's budget constraint. The method developed in relation to fiscal sustainability, which is also called as lifetime budget constraint or borrowing constraint in the literature, is based on determining whether the budget deficit or debt stock in the current period can be met with budget surplus in the future periods. Therefore, lifetime budget constraints are regarded as a sign of fiscal sustainability.

In the first section of this study, fiscal rule practices, which are implemented in Turkey to ensure the fiscal discipline in municipal budgets, will be discussed. In the second section, the theoretical framework of the subject and the empirical studies in the literature will be cited. In the third part of the study, the approach relating to sustainability of central government budget deficit will be adapted to municipalities and sustainability of primary budget balance of the integrated municipalities in Turkey will be examined. In this context, fiscal sustainability of the municipalities in Turkey will be discussed on the basis of the study of Hamilton and Flavin (1986) and in the framework of borrowing constraint approach. For this purpose, the stationarity of the primary budget balance series of the municipalities for the period of 2007-2017 will be tested by various unit root tests. In the fourth section, findings will be handled and the study will be concluded with the fifth section in which a general evaluation of the results will be made.

## **2. FISCAL SUSTAINABILITY: FISCAL RULE IMPLEMENTATION (FISCAL POLICIES BASED ON RULES)**

Public expenditures have increased due to Keynesian policies that began to be implemented worldwide after the great economic crisis of 1929 and tasks imposed on the state for the realization of economic development after the World War II. However, the failure to achieve the desired increase in public revenues has put countries into debt crises. In this context, especially since 1980, some countries have implemented stabilization programs to ensure fiscal sustainability. These stability programs eventually left their place to fiscal rules. In this period, the logic of fiscal rule implementations within the scope of central government is that public revenues do not increase in response to the increase in public expenditures. In addition, local governments' overspending and inability to raise their revenues at the same level resulted in fiscal imbalances. These crises at the level of local government also caused the failure to achieve balance at the macro level. Therefore, fiscal rules at the local level are implemented (i) to improve the political coordination between the administrations, (ii) to limit the borrowing of local governments, (iii) to discipline the expenditures of local governments, (iv) to achieve economic stability (Gündüz and Agun, 2011: 120) and (v) to ensure fiscal discipline through the constitution or legal arrangements.

Municipalities' spending, borrowing and collecting revenue authority helps to ensuring the effectiveness and imposes tight budget constraints as they hinder the realization of fiscal targets at the national level. Thus, actually, increasing speed of fiscal localization (municipalities' authority to spend and collect revenue) and economic development of local governments has become important in providing economic stability at the national level (Gündüz and Agun, 2011: 129).

The reasons for implementing fiscal rules in municipalities are grouped under four headings (Sutherland et al., 2005: 7-12): (1) to help to ensure fiscal stability in long-term, (2) to help to ensure economic stability in short-term, (3) to ensure total effectiveness by balancing the marginal utility of public expenditures with marginal tax burden, and (4) to help to ensure effectiveness in resource allocation by providing public services in accordance with local needs. In this context, fiscal rules implemented in municipalities are complementary to those implemented at the national level (OECD, 2007: 245).

In Turkey, the need for implementing fiscal rules at the local level have emerged as a result of excessive borrowing of municipalities and their divergence from fiscal discipline (Gündüz and Agun, 2011: 136). The external financial liberalization decision which has been taken in 1989 was effective



in divergence of the fiscal discipline. After this decision, the share of external debt increased within the debt amounts of municipalities and the share of municipalities' debt increased within the total amount of external debt of the public sector. Especially since the 1990s, there has been an increase in the amount of Treasury guaranteed external debt of the municipalities. As a result of municipalities' divergence from fiscal discipline, in other words, their resorting to unrestrained borrowing, the debt burden has remained on the Treasury and the requirement of borrowing at the national level has also increased. Since the second half of the 1990s, several legal regulations have been introduced to ensure fiscal discipline in the borrowing of municipalities (Önal, 2008: 197-8). In this context, firstly, some limitations have been introduced in the budget laws. In 1997 Budget Law performance criterion have been introduced, and some limits have been introduced for the external borrowing under the Treasury guaranteed commercial conditions in 1998 Budget Law. By the 1999 Budget Law, an maximum limit has been introduced on the borrowing of municipalities, their affiliates, and municipal economic enterprises which municipalities own more than 50 percent of their capital, and local government associations which have public entity from international commercial banks with the condition of Treasury guarantee (Gündüz and Agun, 2011: 136).

Since 2000s, several legislative regulations have been introduced to ensure fiscal discipline by limiting the borrowing of municipalities. Accordingly, the provisions related to the fiscal rules were enacted with Public Finance and Regulation of Debt Administration Law No. 4749 in 2002, Municipal Law No. 5393 in 2005, and Public Fiscal Management and Control Law No. 5018 in 2006. The first purpose of these legislative regulations is to establish a debt management in order to ensure and protect the fiscal discipline in municipalities and to supervise and control their –especially external- borrowings (Law No. 4749). The second purpose is to ensure the fiscal transparency and accountability of the municipalities (Law No. 5018). The third is to design of municipalities that are not bound to central government in terms of resources, and that loans and borrows with their own revenues. As a result, since 2002, and especially in 2005 it has been seen that the real debt payments of municipalities showed a downward trend (Önal, 2008: 198; Gündüz and Agun, 2011: 137-139).

### **3. THEORETICAL FRAMEWORK AND EMPIRICAL LITERATURE**

The concept of fiscal sustainability is generally related to ability-to-pay and explains the ability of the central government or municipalities to fulfill their debt commitments. The approach for debt sustainability and debt restraint developed by Hamilton and Flavin (1986) on fiscal sustainability seeks an answer to the following question: Can current debt stock or budget deficit be covered by future budget surpluses? Therefore, it is expressed that if the reduced value of future primary budget surplus equals to or exceeds the debt stock or budget deficit, fiscal sustainability condition is provided. Since it is not possible to repay current debts consistently with new debts, in the long-term the repayment of debts depends on the value of the primary budget surplus (Hamilton and Flavin, 1986: 808-811). More precisely, the current debt stock should be met with the present value of expected future primary budget surplus (excluding the interest payments) (Uctum and Wickens, 2000: 197).

The mathematical analysis of fiscal sustainability is basically based on borrowing constraint. Accordingly, when the sum of primary budget balance and seignorage revenues is subtracted from interest payments, net borrowing amount is found. Evaluation on fiscal sustainability can be made by deriving the "lifetime budget constraint" from the single-term borrowing (budget) constraint. It is also stated in the literature that there is a close relationship between the lifetime budget constraint and the sustainability of implemented policies. In other words, it is stated that while the existing debts can be paid, the ability to sustain the implemented policies indefinitely is related to fiscal sustainability (Burnside, 2005: 11).

The "central government budget constraint" used in the theoretical approach to fiscal sustainability is defined as (Prohl and Schneider, 2006: 3):

$$G_t + (1 + r_t) \cdot B_t = R_t + B_{t+1} \quad (1)$$

In Equation (1),  $B_t$  is public debt stock,  $r_t$  is interest rate,  $R_t$  is the government revenue including the seignorage and  $G_t$  is the expenditure excluding interest payments. In the model, there are real values of all these variables. Since Equation (1) is valid for each period, when this equation is resolved forward and the expected values of the variables are taken, it can be reached to the following equation:

$$B_t = E_t \sum_{j=0}^{\infty} \delta^{j+1} s_{t+j} + \lim_{j \rightarrow \infty} E_t \delta^{j+1} B_{t+j+1} \quad (2)$$

In Equation (2) it is defined as  $s_t = R_t - G_t$  and represents the primary budget balance.  $\delta = 1/(1 + r)$ ,  $r$  is the estimated real interest rate, and  $E_t$  is the expected value. At this stage, in order to test the fiscal sustainability, the following assumption must be made in Equation (2):

$$\lim_{j \rightarrow \infty} E_t \delta^{j+1} B_{t+j+1} = 0 \quad (3)$$

If this assumption is correct, it can be stated that the lifetime budget balance or deficit is sustainable. Because, Equation (3) implies that the debt stock does not grow at a higher rate than the interest rate. If this condition is met, the lifetime budget constraint expresses the equality between the current value of the debt stock and the reduced value of the future budget surplus. So, fulfillment of this condition indicates that fiscal policies are sustainable (Prohl and Schneider, 2006: 4).

In the empirical literature on this subject, there are different methods derived from the test of Equation (3). The most important of these is the analysis of the stationarity of the primary budget balance. In their study, Hamilton and Flavin (1986) state that the test of the hypothesis expressed in Equation (3) can be done by testing the stationarity of debt stock and the primary budget balance as a univariate approach. In their study, they used the annual data of the United States for the period of 1960-1984 to test the stationarity of the variables of public debt stock ( $B_t$ ) and the primary budget balance ( $s_t$ ), and indicated that these variables are stationary. They also argue that the stationarity of the primary budget balance series is a sufficient condition for the sustainability of fiscal policies (Prohl and Schneider, 2006: 4-5).

Also in this study, the method used in the work of Hamilton and Flavin (1986) to analyze the fiscal sustainability of central government is adapted for municipalities in Turkey. In this context, stationarity of the primary budget balance of the integrated municipalities will be tested with different unit root tests and the fiscal sustainability of the municipalities in Turkey will be examined.

#### 4. DATA AND METHOD

In the study, the stationarity of the primary budget balance (pd) variable, which is the difference between the municipal revenues and expenditures excluding interest payments, was examined in an attempt to investigate the fiscal sustainability of the municipalities. The quarterly data for the period of 2007Q1-2017Q4 is used for this variable and the time series is taken from T.R. Ministry of Finance Directorate General of Public Accounts website. In addition, the primary budget balance series is made real with the real GDP index based on 2010, which is taken from IMF-IFS (International Financial Statistics), and a seasonal adjustment is performed on this series using the Census X-12 method. The chart of final version of the series used in the analysis is shown below.



**Chart 1. Primary Budget Deficit Series (pd)**

In the methodical framework of the study, Augmented Dickey-Fuller (ADF), Phillips-Perron (PP) and Ng-Perron Unit Root Tests are used to analyze the stationarity of the primary budget balance (pd) series of the integrated municipalities.

In ADF Unit Root Test developed by Dickey and Fuller (1979), it is shown whether the time series variables can be explained by the autoregressive (AR) process or not. In order to understand the kind of process that time series pass through, when a regression model is constructed between the values of the period  $t$  and the value of the period  $t-1$ , this model becomes first-level autoregressive model and can be expressed as (Enders, 2003: 211-221):

$$Y_t = \rho \cdot Y_{t-1} + \varepsilon_t \quad (4)$$

In the model shown above,  $\varepsilon_t$  is a stochastic error term. While  $Y_t$  time series is converging to  $t \rightarrow \infty$ , if  $|\rho| < 1$  then series is stationary, if  $|\rho| = 1$  then series is not stationary and variance of  $Y_t$  is  $t \cdot \sigma^2$ . Generally, this process is called as the random-walk process and the first level differences of this random-walk process are stationary. The following regression model is estimated in the ADF unit root test:

$$\begin{aligned} \Delta Y_t &= \alpha + \beta T + \delta \cdot Y_{t-1} \\ &+ \sum_{i=2}^p \beta_i \Delta Y_{t-j+1} + \varepsilon_t \end{aligned} \quad (5)$$

In Equation (5), the lag length  $p$  is determined by information criteria such as Akaike or Schwarz. By the way model is estimated by least squares method, estimated value and standard error of  $\delta$  is found and thereby  $\tau$  test statistic is calculated. It is decided according to comparing the  $\tau$  test statistic with the critical values in Dickey and Fuller (1979). Accordingly, if the absolute value of the  $\tau$  test ( $|\tau|$ ) is greater than the critical value, the basic hypothesis that states the series has unit root is rejected.

Equation (5) is also used in the PP unit root test. However, in the PP unit root test, attempts are made to eliminate the problem of high-level autocorrelation by adding the various variations of lagged terms to the model. Furthermore, in the PP unit root test, t-statistics is being modified (Awan, Anjum and Rahim, 2015: 386).

There are some negative aspects of unit root tests such as ADF and PP, namely, if the autoregressive roots of the equations for these unit root tests are close to one or less than one, these tests have a relatively low power; if in the implementation of these tests, the moving average roots approaches to -1, it causes to sample volume distortion and this distortion affects selected lag length (Esteve and L-Lopis, 2005: 2330). The Ng-Perron unit root tests have been developed to correct the distortion of the volume of the term (Perron and Ng, 1996: 435-463).

Ng-Perron unit root test includes four different tests, namely  $MZ_\alpha$  which is the modified one of Phillips-Perron  $Z_\alpha$  test,  $MZ_t$  that is the modified version of Phillips-Perron  $Z_t$  test,  $MSB$  that is the modification of Bhargava (1986) statistic and  $MPT$  which is the modification of ERS Point Optimal statistic. Formulations of these tests, also known as M-tests, are shown below (Perron and Ng, 1996: 437):

$$MZ_\alpha = Z_\alpha + (T/2)(\hat{\phi}_1 - 1)^2 \quad (6)$$

$$MSB = \left( T^{-2} \sum_{t=1}^T Y^2_{t-1} / s^2 \right)^{1/2} \quad (7)$$

$$MZ_t = Z_t + (1/2) \left( \sum_{t=1}^T \frac{Y^2_{t-1}}{s^2} \right)^{1/2} (\hat{\phi}_1 - 1)^2 \quad (8)$$

$$MPT = \left[ \bar{c} T^{-2} \sum_{t=1}^T \hat{y}^2_{t-1} - \bar{c} T^{-1} \hat{y}^2_T \right] / s^2_{AR} \quad (9)$$

$$MPT = \left[ \bar{c} T^{-2} \sum_{t=1}^T \hat{y}^2_{t-1} - (1 - \bar{c}) T^{-1} \hat{y}^2_T \right] / s^2_{AR} \quad (10)$$

In the above models,  $\hat{\phi}_1$  represents coefficient for the autoregressive variable used in the unit root test. Basic hypothesis in  $MZ_\alpha$  and  $MZ_t$  tests is that the series has unit root, while basic hypothesis in  $MSB$  and  $MPT$  test is that the series is stationary. It is decided according to comparing the relevant test statistics with the critical values calculated by Ng-Perron (2001). Furthermore, the lag length in the Ng-Perron unit root tests is calculated by the formula of  $T^{1/3}$  with the total number of observations.

## 5. FINDINGS

Results of the Augmented Dickey-Fuller (ADF) Unit Root Test and the Phillips-Perron (PP) Unit Root Test for the stationarity of the primary budget balance ( $pd$ ) series of integrated municipalities are shown in Table 1.

**Table 1. Results of the ADF and PP Unit Root Tests**

ADF Test Statistics		-2,40** (0)	PP Test Statistics		-2,28** (1)
Critical Values	%1	-2,61	Critical Values	%1	-2,61
	%5	-1,94		%5	-1,94
	%10	-1,61		%10	-1,61

**Explanation:** The maximum lag length in the ADF unit root test is taken as 9 and the optimal lag length volumes are determined according to the Akaike Information Criteria (AIC). In the PP unit root test, the optimal lags are automatically determined according to the Newey-West estimator. According to critical values indicated by the package program and indicated by MacKinnon (1996), (\*) is statistically significant at 1% significance level, (\*\*) is statistically significant at 5% significance level and (\*\*\*) is statistically significant at 10% significance level in both tests. The deterministic components (constant and trend) in the model are determined with graphs of the time series.

According to the results of the ADF and PP Unit Root Tests, the *pd* series appears stationary at 5% significance level. Ng-Perron Unit Root Test results of the same series are presented in Table 2.

**Table 2. Results of the Ng-Perron Unit Root Test**

	$MZ_{\alpha}$	$MZ_t$	$MSB$	$MPT$	
Ng-Perron Test Statistics	-12,29**	-2,41**	0,196**	2,22**	
Critical Values	%1	-13,80	-2,58	0,174	1,78
	%5	-8,10	-1,98	0,233	3,17
	%10	-5,70	-1,62	0,275	4,45

**Explanation:** Optimal lag lengths are calculated by  $T^{1/3}$  formulation and in this direction lag length is taken as 4. Critical values are taken from Ng-Perron (2001). (\*\*) indicates that it is statistically significant at 5% significance level

According to the results of the Ng-Perron Unit Root Test, it has been seen that the *pd* series is stationary at 5% significance level. The results of Ng-Perron Unit Root Test are in line with the results of ADF and PP Unit Root Test.

## 6. CONCLUSION

Results of the analysis show that the primary budget balance series for the municipalities is stationary. This finding reveals that municipalities in Turkey ensure fiscal sustainability condition in the period studied. Enforcement of both the numerical and procedural fiscal rule provisions since 2002 has been effective at this end. With these legal arrangements, some restrictions have been introduced for

municipalities' borrowings, real debt payments of municipalities have decreased and this reduction has had a positive effect in ensuring fiscal discipline.

## REFERENCE LIST

- Awan, R. U., Anjum, A. & Rahim, S. (2015). An Econometric Analysis of Determinants of External Debt in Pakistan. *British Journal of Economics, Management & Trade*, 5(4), 382-391.
- Burnside, C. (2005). *Fiscal Sustainability in Theory and Practice*. The World Bank, Washington, D. C.
- Dickey, D.A. & Fuller, W.A. (1979). Distributions Of The Estimators For Autoregressive Time Series With A Unit Root, *Journal of the American Statistical Association* 74, 427-431.
- Enders, W., (2003). *Applied Econometric Time Series*. John Willey&Sons Inc., Second Edition
- Esteve, V. & L-Lopis, J. S. (2005). Estimating The Substitutability Between Private and Public Consumption: The Case of Spain, 1960-2003, *Applied Economics*, 37, 2327-2334
- Gündüz, İ. O. & Agun, B. H. (2011). Yerel Yönetim Düzeyinde Mali Kural Uygulaması ve Türkiye Değerlendirmesi, *TİSK AKADEMİ*, Cilt:6, Sayı: 12, 119-159
- Hamilton, J. & Flavin, M. (1986). On The Limitations of Government Borrowing: A Framework for Empirical Testing, *American Economic Review*, 76, 808-819
- Ng, S. & Perron, P. (2001). Lag Length Selection and the Construction of Unit Root Tests with Good Size and Power, *Econometrica*, 69(6), 1519-1554
- OECD (2007). Fiscal Consolidation: Lessons from Past Experience, *OECD Economic Outlook*, Preliminary Edition, 81, 229-249
- Önal, A. Y. (2008). Türkiye'de Belediyelerin Borçlanma Süreci: 1960-2006, *İ.Ü. Siyasal Bilgiler Fakültesi Dergisi*, No: 39, 187-206
- Perron, P. & Ng, S. (1996). Useful Modifications to Some Unit Root Tests With Dependent Errors and Their Local Asymptotic Properties, *The Review of Economic Studies*, 63(3), 435-463
- Prohl S. & Schneider F. (2006). Sustainability of Public Debt and Budget Deficit: Panel Cointegration Analysis for the European Union Member Countries, Johannes Kepler University of Linz, Working Paper, No. 0610,1-26
- Sutherland, D., Price, R. & Joumard, I. (2005). Fiscal Rules For Sub-central Governments: Design and Impact, *OECD Publishing*, 465, 1-76
- Uctum, M. & Wickens, M. (2000). Debt and Deficit Ceilings, and Sustainability of Fiscal Policies: An Intertemporal Analysis, *Oxford Bulletin of Economics and Statistics*, 62(2), 197-222

**CITATION:** *Proceedings of IBAD 2018 – 3<sup>rd</sup> International Scientific Research Congress on Humanities and Social Sciences, July 9-11, 2018 - Skopje, Macedonia*

**ISBN:** 978-605-66529-2-9

**DOI:** 10.21733/ibad.448222

**PAGES:** 29-36

## **CAUSALITY RELATIONSHIP BETWEEN MUNICIPAL EXPENDITURES AND ECONOMIC GROWTH**

**Umut AKDUĞAN<sup>1\*</sup>, Bilge Hakan AGUN<sup>2</sup>**

<sup>1</sup> Assis. Prof. Dr., Trakya University, TURKEY, umutakdugan@trakya.edu.tr

<sup>2</sup> Assis. Prof. Dr., Trakya University, TURKEY, bhakanagun@trakya.edu.tr

\*Corresponding author

### **Abstract**

Fiscal localization consist of service and income distribution and service distribution requires expenditure. When we look at empirical studies about the subject; the opinion that municipalities should be more effective in expenditure decisions suggests that the service distribution will affect economic growth positively. However, there are also studies that argue against this, or that there is no relationship between service distribution and economic growth. In this study, the causality relationship between economic growth and expenditures of integrated municipalities in Turkey during the period of 2006-2017 has been investigated. In this way, it will be analyzed whether service distribution has an effect on economic growth. The causality relationship has been examined by the Granger Causality Test based on the VAR model and the Granger Causality Test based on the Toda-Yamamoto approach. As the result of the analysis, no causality relationship has been found between the variables in the model. The findings indicate that in Turkey service distribution does not affect economic growth in terms of causality in the period under review.

**Keywords:** Municipal expenditures, fiscal decentralization, economic growth, granger causality.

### **1. INTRODUCTION**

There are different opinions in the literature on the effect of fiscal decentralization, which can be defined as municipalities having some authority for local common activities, on economic efficiency and economic growth. Fiscal decentralization consist of service and income division and service

*July 9-11, 2018 Skopje-MACEDONIA*

division requires expenditure. The view that the municipalities can be more effective in expenditure decisions and that they can take into consideration the local preferences more suggests that the service division will increase the economic efficiency. On the other hand, there are opinions that argue that service division may create some disadvantages due to causes such as lack of full operation of the market mechanism, the failure to comply with the principle of locality, failure to determine the optimal service area, existence of externalities, the inability to take the advantage of the scale economy, the lack of institutional and administrative structures of the municipalities, and coordination problems that municipalities may live with the central government. This leads to social welfare losses and affects economic growth negatively.

In this study, the causality relationship between economic growth and the expenditures of integrated municipalities in Turkey has been investigated. By this way, it will be analyzed whether the fiscal decentralization (service division) has an effect on economic growth.

## **2. FISCAL DECENTRALIZATION: SERVICE DIVISION**

Fiscal decentralization refers to fact that local governments have an independent authority from the central government in order to be able to supply (provide) local common services. A wide variety of definitions have been made on this subject. However, there is no agreed definition (Akman, 2018: 116). In general, fiscal decentralization is the authorization of local governments (municipalities) for local common needs. In other words, it is the transfer of decision making authority to the subordinate units. Thus, with fiscal decentralization, the local government units are provided with the income and expenditure autonomy, and the goods and service demands of the people living in the region or district can be met more effectively (Yüksel, 2013: 193).

There are two branches of fiscal decentralization: Service division and income division. With the division of services between the central government and local governments, it is determined that which public goods and services will be supplied and which expenditure responsibilities will be assumed (Gündüz and Agun, 2009: 230). In other words, the authority to determine the division of expenditure responsibilities and expenditures is left to local governments. Income is needed for each expenditure (Yüksel, 2013: 193). In this context, income division is to determine the self-incomes of the local governments themselves (Gündüz and Agun, 2009: 235) and to have the authority to determine their division of income sources and their incomes. Both responsibilities of expenditure and income are important indicators of the effectiveness and power of fiscal decentralization (Yüksel, 2013: 193).

The factors that make fiscal decentralization popular today arise from different points. The first of these is the spread of democratic participation to the whole society, due to the more internalisation of the democracy in the countries. The second is globalization which has created a market space that now abolish national identity. The third is, according to economists, the analogy of fiscal decentralization that the higher the income, the more desirable is the "superior good". The final is the redivision of income to the poorer regions from the richer regions through the tax system and expenditure programs as income, information flow and income levels between regions increase in the countries. Due to these factors, studies on fiscal decentralization has been intensified in recent years (Tanzi, 2002, 17-8). In this framework, it is thought that with fiscal decentralization, local governments – especially the municipalities- will be able to use the public resources more effectively and efficiently. Namely, fiscal decentralization will increase economic performance by enhancing the effectiveness of public service supply (Oates, 1999: 1123-4). On the other hand, there are opinions that argue that service division may create some disadvantages due to causes such as lack of full operation of the market mechanism, the failure to comply with the principle of locality, failure to determine the optimal service area, existence of externalities, the inability to take the advantage of the scale economy, the lack of institutional and administrative structures of the municipalities, and coordination problems that municipalities may live with the central government (Gündüz and Agun, 2009: 233-35; Neyaptı,



2005: 436-437). This situation may lead to social welfare losses and consequently the economic growth may be adversely affected.

In the literature, empirical studies on the effect of fiscal decentralization on economic growth have yielded different results. For example, Davoodi and Zou (1998), Zhang and Zou (1998), Sağbaş, Kar and Şen (2005), Tosun and Yılmaz (2008) found a negative relationship between fiscal decentralization and economic growth in the periods and countries that have studied; Akai and Sakata (2002), Stansel (2005), Lin and Lui (2000), Jin and Zou (2005), Yüksel (2014) and Neyaptı (2005) found that there is a positive relationship between the variables in question. In addition, İmami (2005) have found that the relationship between fiscal decentralization and economic growth is statistically significant; Xie et al (1999) have found that the coefficients of local expenditure rates which they used as a indicator of fiscal decentralization, were statistically insignificant.

### 3. DATA AND METHODOLOGY

In the investigation of the causality relationship between economic growth and the expenditures of integrated municipalities in Turkey, quarterly data for the period of 2006Q1-2017Q4 of the relevant variables are used. Time series related to municipal expenditures has been taken from TR Ministry of Finance Directorate General of Public Accounts website and time series related to GDP has been taken from Turkish Statistical Institute's (TÜİK) website. The municipal expenditure series has been made real by the real GDP index based on 2010, which is taken from IMF-IFS (International Financial Statistics) and then a seasonal adjustment has been performed using the Census X-12 method. The natural logarithm of this series (Lex) is used in the model. On the other hand, seasonal adjustment has been applied to the GDP series and natural logarithm (Lgdp) of this series has been also used.

In the methodical framework of the study, the stationarity of the series related to municipal expenditures and GDP variables is tested with ADF, PP and Ng-Perron Unit Root Tests. In ADF Unit Root Test developed by Dickey and Fuller (1979), it is shown whether the time series variables can be explained by the autoregressive (AR) process or not. In order to understand the kind of process that time series pass through, when a regression model is constructed between the values of the period t and the value of the period t-1, this model becomes first-level autoregressive model (Enders, 2003, 211-221). The large model used in the ADF unit root test is:

$$\begin{aligned} \Delta Y_t &= \alpha + \beta T + \delta \cdot Y_{t-1} \\ &+ \sum_{i=2}^p \beta_i \Delta Y_{t-j+1} + \varepsilon_t \end{aligned} \quad (1)$$

In this model, p represents the lag lengths and is determined by information criteria such as AIC or SIC. ADF unit root test depends on the estimation of this equation by the least squares method and the determining of estimated value and standard error of  $\delta$  and thereby  $\tau$  test statistic is calculated. In decision phase,  $\tau$  test statistic is compared with the critical values in the tables designated for three different regression equations according to various sample volumes in Dickey and Fuller (1979). Accordingly, if the absolute value of the  $\tau$  test (  $|\tau|$  ) is greater than the critical value, the basic hypothesis that states the time series in question is not stationary is rejected and it appears that series is stationary.

Equation (1) in the ADF unit root test is also used in the PP unit root test. However, in PP unit root test, the high-level autocorrelation problem of ADF unit root test is addressed with adjustments by adding the various variations of lagged terms to the model. At the same time, the main advantage of the PP unit root test is that it changes in the t-statistics (Awan, Anjum and Rahim, 2015: 386).

On the other hand, it has been stated that traditional unit root tests such as ADF, PP and KPSS have some disadvantages. These disadvantages are; if the autoregressive roots of the equations for these

unit root tests are close to one or less than one, these tests have a relatively low power; if in the implementation of these tests, the moving average roots approaches to -1, it causes to sample volume distortion and this distortion affects selected lag length (Esteve and L-Lopis, 2005: 2330). The Ng-Perron unit root tests have been developed to correct the size division distortion that occurs in the volume of error term seen in traditional unit root tests, and are generally more accurate tests. In this direction, in order to compare the results obtained from ADF and PP unit root tests, the stationarity of the series will also be examined by the Ng-Perron unit root test. Ng-Perron unit root test includes four different tests, namely  $MZ_\alpha$  which is the modified one of Phillips-Perron  $Z_\alpha$  test,  $MZ_t$  that is the modified version of Phillips-Perron  $Z_t$  test,  $MSB$  that is the modification of Bhargava (1986) statistic and  $MPT$  which is the modification of ERS Point Optimal statistic (Perron and Ng, 1996: 437).

After determining the stationarity levels of the series belonging to the variables in the model, the Granger Causality Test will be performed based on the VAR model where the stationary forms of the series are included. The Granger causality analysis based on VAR model is used to determine whether there is a relationship between two variables and if any, to determine direction of relationship. The following regression models will be estimated for Granger causality analysis (Granger, 1969, 431):

$$\begin{aligned} Lex_t & \\ &= \alpha_0 + \sum_{i=1}^p \alpha_{1i} Lex_{t-i} + \sum_{i=1}^p \alpha_{2i} Lgdp_{t-i} \\ &+ \varepsilon_{1t} \end{aligned} \tag{2}$$

$$\begin{aligned} Lgdp_t & \\ &= \alpha_0 + \sum_{i=1}^p \alpha_{1i} Lgdp_{t-i} + \sum_{i=1}^p \alpha_{2i} Lex_{t-i} \\ &+ \varepsilon_{1t} \end{aligned} \tag{3}$$

In Equations (2) and (3), the lag length  $p$  is determined by using the information criteria contained in the standard VAR model which is estimated between variables. Accordingly, it is tested whether the coefficients of lagged values of the independent variable in the model are equal to zero as a group at a certain level of significance. In this process, it is decided by looking at the F-statistic of the variables in the model as a group (Granger, 1969, 428-429).

In the study, the Granger Causality Test based on the Toda-Yamamoto approach is also used to compare the results of the Granger Causality Test. Thus, it is aimed that the results of causality relationship between expenditures of municipalities and economic growth are robust. In the Granger Causality Analysis conducted by estimating the VAR model, F test is generally used. But, Toda and Yamamoto (1995) showed that the result of the F test used in Granger causality may not be valid because F-statistics does not have a standard distribution in the analyzes conducted with non-stationary series. In this respect, even if the series are not stationary, the VAR model in which the level values of the series are included can be estimated and the standard Wald test can be applied (Toda and Yamamoto, 1995: 225-250). According to this approach, first of all,  $k$ , which is the appropriate lag length of the VAR model and  $d_{\max}$ , the highest degree of integration of the model variables, are determined. Thus, the VAR model of  $[k+d_{\max}]$ th level is estimated and the Wald test is applied to the first  $k$  piece of the coefficient matrix (Çil Yavuz, 2006:169). The models in which the level values of the series of the  $Lex$  and  $Lgdp$  variables to which the causality test will be applied according to Toda-Yamamoto approach can be shown as follows:

$$\begin{aligned}
 Lex_t &= \alpha_1 + \sum_{i=1}^k \beta_{1i} Lex_{t-i} + \sum_{j=k+1}^{d(\max)} \beta_{2j} Lex_{t-j} + \sum_{i=1}^k \lambda_{1i} Lgdp_{t-i} + \sum_{j=k+1}^{d(\max)} \lambda_{2j} Lgdp_{t-j} + \varphi_{11} DUM_1 + \varphi_{12} DUM_2 \\
 &+ \varphi_{13} DUM_3 + \varepsilon_{1t} \tag{4}
 \end{aligned}$$

$$\begin{aligned}
 Lgdp_t &= \alpha_2 + \sum_{i=1}^k \beta_{2i} Lex_{t-i} + \sum_{j=k+1}^{d(\max)} \beta_{2j} Lex_{t-j} + \sum_{i=1}^k \lambda_{2i} Lgdp_{t-i} + \sum_{j=k+1}^{d(\max)} \lambda_{2j} Lgdp_{t-j} + \varphi_{21} DUM_1 \\
 &+ \varphi_{22} DUM_2 + \varphi_{23} DUM_3 + \varepsilon_{2t} \tag{5}
 \end{aligned}$$

If  $\forall_i \lambda_{1i} \neq 0$  in Equation (4), it is concluded that there is a causality relationship from economic growth to municipal expenditures. If  $\forall_i \beta_{2i} = 0$  in Equation (5), it is concluded that there is a causality relationship from municipal expenditures to economic growth.

#### 4. FINDINGS

Results of the Augmented Dickey-Fuller (ADF) Unit Root Test and Phillips-Perron (PP) Unit Root Test regarding the stationarity of the series of expenditures of integrated municipalities in Turkey (Lex) and GDP (Lgdp) are shown in Table 1.

**Table 1. Results of ADF and PP Unit Root Tests**

Variables	ADF	Critical Values			PP	Critical Values		
		1%	5%	10%		1%	5%	10%
<i>Lex</i>	-6,22* (0)	-4,16	-3,50	-3,18	-6,28* (3)	-4,16	-3,50	-3,18
<i>Lgdp</i>	-3,48*** (7)	-4,20	-3,52	-3,19	-1,87 (2)	-4,16	-3,50	-3,18
$\Delta Lgdp$	-3,12* (1)	-2,61	-1,94	-1,61	-5,54* (3)	-2,61	-1,94	-1,61

**Açıklama:**  $\Delta$  indicates the first difference value, and the values in parentheses indicate the lag lengths. The maximum lag length in the ADF unit root test is taken as 9 and the optimal lag lengths are determined according to Akaike Information Criteria (AIC). In the PP unit root test, the optimal lags are automatically determined according to Newey-West estimator. According to critical values indicated by the package program and indicated by MacKinnon (1996), (\*) is statistically significant at 1% significance level, (\*\*) is statistically significant at 5% significance level and (\*\*\*) is statistically significant at 10% significance level in both tests. The deterministic components (constant and trend) in the model are determined with graphs of the time series.

According to the results of the ADF and PP Unit Root Tests, the *Lex* series appears stationary at 1% significance level. However, it is seen that the level value of the *Lgdp* series is not stationary and becomes stationary after the first difference is conducted. The results of the Ng-Perron Unit Root Test related to the variables in the model are presented in Table 2.

**Table 2. Results of the Ng-Perron Unit Root Test**

		$MZ_{\alpha}$	$MZ_t$	$MSB$	$MPT$
<b>Ng-Perron Test Statistics</b>	<i>Lex</i>	-	-3,14**	0,156**	4,68**
		20,07**			
	<i>Lgdp</i>	-6,04	-1,71	0,282	15,04
<b>Critical Values</b>	<b>1%</b>	-23,80	-3,42	0,143	4,03
	<b>5%</b>	-17,30	-2,91	0,168	5,48
	<b>10%</b>	-14,20	-2,62	0,185	6,67
<b>Ng-Perron Test Statistics</b>	$\Delta Lgdp$	-20,56*	-3,20*	0,155*	1,19*
<b>Critical Values</b>	<b>1%</b>	-13,80	-2,58	0,174	1,78
	<b>5%</b>	-8,10	-1,98	0,233	3,17
	<b>10%</b>	-5,70	-1,62	0,275	4,45

**Açıklama:** Optimal lag lengths are calculated by  $T^{1/3}$  formulation and in this direction lag length is taken as 4. Critical values are taken from Ng-Perron (2001). (\*) indicates that it is statistically significant at 1% significance level, (\*\*) indicates that it is statistically significant at 5% significance level and (\*\*\*) indicates that it is statistically significant at 10% significance level.

It is seen that the results of Ng-Perron Unit Root Test are parallel to the results of ADF and PP Unit Root Tests. According to this, the *Lex* series is stationary at the level of 5% significance level and the *Lgdp* series is stationary at the first-level.

In the continuation of the analysis, VAR model in which stationary forms of the series related to municipal expenditures and GDP variables included, is established and the appropriate lag length of the VAR model is determined with the help of information criteria. The Granger Causality Test based on the VAR model is performed that provided stationarity and stability conditions and the results are presented in Table 3.

**Table 3. Results of the VAR Granger Causality Test**

	F-statistics	Lag	Prob.
$\Delta Lgdp \Rightarrow Lex$	2,36	2	0,31
<i>Lex</i> $\Rightarrow \Delta Lgdp$	1,62	2	0,44

According to the results of the Granger Causality Test based on VAR model, both basic hypothesis that expresses the GDP is not the cause of municipal expenditures and municipal expenditures are not the cause of GDP cannot be rejected. According to this, no causality relationship between municipal expenditures and economic growth can be determined. Results of Granger Causality Test based on Toda-Yamamoto approach are shown in Table 4.

**Table 4. Results of Granger Causality Test based on Toda-Yamamoto Approach**

	$\chi^2$ -statistics	Lag $k=2,$ $d_{max}=1$	Prob.
<i>Lgdp</i> $\Rightarrow Lex$	3,15	3	0,21
<i>Lex</i> $\Rightarrow \Delta Lgdp$	1,41	3	0,49

When the test results in Table 4 are evaluated, it is seen that the findings in the table overlap with the Granger Causality Test based on the VAR model. According to Toda-Yamamoto approach; the basic hypothesis that GDP is not the cause of municipal expenditures based on the estimation results of Equation (4) and other basic hypothesis that municipal expenditures are not the cause of GDP based on the estimation results of Equation (5), cannot be rejected.

Thus, it has been concluded that there is no causality relationship between municipal expenditures and economic growth in Turkey for the period of 2006Q1-2017Q4.

## 5. CONCLUSION

As the result of the analysis, no causality relationship between the variables included in the model, i.e. municipal expenditures and economic growth, is found. Findings indicate that in Turkey service division has no effect on economic growth in terms of causality in the period under review.

## REFERENCE LIST

- Akai, N. & Sakata, M. (2002). Fiscal Decentralization Contributes to Economic Growth: Evidence from State-Level Cross-Section Data for the United States, *Journal of Urban Economics*, 52, 93-108.
- Akman, Ç. (2018). Yaklaşım, İlke ve Unsurları Çerçevesinde Mali Yerelleşmeyi Anlamak, *TESAM Akademi Dergisi*, Yerel Yönetimler Özel Sayısı, s. 113-140
- Awan, R. U., Anjum, A. & Rahim, S. (2015). An Econometric Analysis of Determinants of External Debt in Pakistan. *British Journal of Economics, Management & Trade*, 5(4), 382-391.
- Çil Yavuz, N. (2006). Türkiye’de Turizm Gelirlerinin Ekonomik Büyümeye Etkisinin Testi: Yapısal Kırılma ve Nedensellik Analizi, *Doğuş Üniversitesi Dergisi*, 7(2), 162-171
- Davoodi, H. & Zou, H. (1998). Fiscal Decentralization and Economic Growth: A Corss-Country Study. *Journal of Urban Economics*, 43, 244-257.
- Dickey, D.A. & Fuller, W.A. (1979). Distributions Of The Estimators For Autoregressive Time Series With A Unit Root, *Journal of the American Statistical Association* 74, 427-431.
- Enders, W., (2003). Applied Econometric Time Series. John Willey&Sons Inc., Second Edition
- Esteve, V. & L-Lopis, J. S. (2005). Estimating The Substitutability Between Private and Public Consumption: The Case of Spain, 1960-2003, *Applied Economics*, 37, 2327-2334
- Granger, C. W. J. (1969). Ivestigating Causal Relations by Econometric Models and Cross-spectral Methods, *Econometrica*, 37(3), 428-429.
- Gündüz, İ. O. & Agun, B. H. (2009). Bir Yerel Yönetim Geliri Olarak Yerel İşletme Vergisi: Avrupa Birliği Uygulaması ve Türkiye’de Uygulanabilirliği, *Prof. Dr. Mualla Öncel’e Armağan*, Ankara Üniversitesi Hukuk Fakültesi, Cilt I, Ankara, s. 229-265
- İmi, A. (2005). Decentralization and Economic Growth Revisited: An Empirical Note, *Journal of Urban Economics*, 57, 449-461.
- Jin, J. & Zou, H. (2005). Fiscal Desentralization, Revenue and Expenditure Assignments, and Growth in China, *Journal of Asian Economics*, 16, 1047-1064.
- Lin, J. Y. & Liu, Z. (2000). Fiscal Decentralization and Economic Growth in China, *Economic Development and Cultural Change*, 49 (1), 1-21.
- Neyaptı, B. (2005). Fiscal Decentralization and Socio-Economic Outcomes in Turkey: An Empirical Investigation, *METU Studies in Development*, 32, 433-465.
- Oates, W.E. (1999). An Essay on Fiscal Federalism, *Journal of Economic Literature*, Vol. 37, No. 3, p. 1120-1149
- Perron, P. & Ng, S. (1996). Useful Modifications to Some Unit Root Tests With Dependent Errors and Their Local Asymptotic Properties, *The Review of Economic Studies*, 63(3), 435-463
- Sagbas, I, Sen, H. & Kar, M. (2005), Fiscal Decentralisation, the Size of the Public Sector, and Economic

Growth in Turkey, *Environment and Planning C: Government and Policy*, 23, 3-19.

- Stansel, D. (2005). Local Desentralization and Local Economic Growth: A Cross-Sectional Examination of US Metropolitan Areas, *Journal of Urban Economics*, 57, 55-72.
- Tanzi, V. (2002). Pitfalls on the Road to Fiscal Decentralization, (Eds. Ehtisham Ahmad and Vito Tanzi), *Managing Fiscal Decentralization*, Routledge, London and NewYork, p. 17-30
- Toda, H. Y. & Yamamoto, T. (1995). Statistical Inference In Vector Autoregressions With Possibly Integrated Process, *Journal of Econometrics*, 66, 225-250.
- Tosun, M. S. & Yilmaz, S. (2008). Decentralization, Economic Development, and Growth in Turkish Provinces, *World Bank Policy Research Working Paper*, 4725, 1-26.
- Xie, D., Zou, H. & Davoodi, H. (1999). Fiscal Decentralization and Economic Growth in the United States, *Journal of Urban Economics*, 45, 228-239.
- Yüksel, H. (2013). Türkiye’de Mali Yerelleşmenin Boyutları ve Ölçümü Üzerine Bir Değerlendirme, *Yönetim Ve Ekonomi*, Cilt: 20, Sayı: 2, s 191-208.
- Yüksel, H. (2014). Mali Yerelleşme ve Yerel Ekonomik Büyüme İlişkisi Üzerine Ampirik Bir Çalışma: Türkiye Örneği, *Amme İdaresi Dergisi*, Cilt: 47, Sayı: 4, s. 139-159
- Zhang, T. & Zou, H. (1998). Fiscal Decentralization, Public Spending, and Economic Growth in China, *Journal of Public Economics*, 67, 221-240.

**CITATION:** *Proceedings of IBAD 2018 – 3<sup>rd</sup> International Scientific Research Congress on Humanities and Social Sciences, July 9-11, 2018 - Skopje, Macedonia*

**ISBN:** 978-605-66529-2-9

**DOI:** 10.21733/ibad.448845

**PAGES:** 37-45

## **SUGGESTIONS OF LANGUAGE INSTRUCTORS FOR MESKHETIAN STUDENTS MIGRATING TO TURKEY TO ACQUIRE ACADEMIC LANGUAGE SKILLS**

**Fethi Kayalar<sup>1\*</sup>, Türkan Güler<sup>2</sup>, Filiz Kayalar<sup>3</sup>**

<sup>1</sup>Assist. Prof. Dr., Faculty of Education, Erzincan B. Y. University, TURKEY, [fethikayalar@hotmail.com](mailto:fethikayalar@hotmail.com)

<sup>2</sup> Res. Assist., Institute of Educational Sciences, Gazi University, TURKEY, [turkangulerari@gazi.edu.tr](mailto:turkangulerari@gazi.edu.tr)

<sup>3</sup>Assist. Prof. Dr. Faculty of Science and Arts, Erzincan University, TURKEY,

[filizkayalar2011@gmail.com](mailto:filizkayalar2011@gmail.com)

\*Corresponding author

### **Abstract**

Forced migration from one country to another leads the immigrants to have social, cultural, economic, language and educational problems. Meskhetians (Ahiska Turks) having lived in Ukraine for long were forced to migrate to Turkey and approximately one thousands families were allowed and accommodated in the city of Erzincan in the years between 2015-2017. Meskhetian children at school age have been admitted to Turkish Language courses in order to adapt the education at Primary, Secondary and High schools. The biggest and most important problem that they faced in educational institutions in Turkey is academic Turkish language, though their mother tongue is Turkish. In the study we aimed to determine the problems with acquirement of academic language skill and the suggestions of language instructors. To get the necessary data, we interviewed with five Meskhetian students in secondary school and high school and three language instructors who teach Turkish Language in Secondary Schools and University. We used Qualitative Research Method and Focused Group Interview to obtain necessary views from the participant instructors and students in our study. After analysing the data, we have concluded that the Meskhetian students have difficulty in multiple choice exams due to lack of academic Turkish and academic language skills, though their native language is Turkish. Also we determined that their academic vocabulary capacity in Turkish is insufficient for multiple choice exams, and should be developed and supported through academic language courses.

**Keywords:** Meskhetians, Ahiska Turks, Language Teaching, Academic Language, Education of Immigrants.

*July 9-11, 2018 Skopje-MACEDONIA*

## **1. INTRODUCTION**

Immigration is a growing case and has a growing structure throughout human history. Forced migration from one country to another leads the immigrants to have social, cultural, economic, language and educational problems. One of the most experienced countries in the world in terms of forced migration and population movement, Turkey has been able to absorb the mass migrations over the past century. Migration beginning with the weakening Ottoman Empire, grew further in the fall period of Ottoman Empire and the process was still in effect in the Republic of Turkey (Akpınar, 2016). Since the foundation, Turkey has received continuous migration was hosted by opening its arms to the embattled group. In the aftermath of the "East Ukrainian Crisis" in the late 2013, the factors such as the cultural and linguistic adaptation of the Turkish and Muslim immigrants, their integration into the social, economic and political processes, and the adaptation to the national structure have been decisive factors for Meskhetian (Ahiska) Turks living in the region to migrate to the Üzümlü subprovince of Erzincan.

Immigration incidents have caused large-scale social trauma in terms of immigrants as well as preparing the ground for various problems in the countries of immigration practice (Aktepe et al, 2017). The most fundamental problem of immigration, which has an international character with globalization, is the radical changes in the geographical and cultural life for which immigrants undergo. This problem of spatial change is accompanied by many problems such as alienation and non-conformity to the city, unemployment, cultural integration, housing, planning and management problems, and particularly education of the immigrants and training their children at school ages. Turkish language courses were provided for the Meskhetian Immigrant students before their education in Turkish schools in order that they could adapt Anatolian accent of Turkish. Although their native language is Turkish, they have had certain difficulties in academic language which is necessary for their education, particularly for their achievement in examinations. To solve this problem, some academic language courses have been held in their schools (Güler Arı and Kayalar, 2017).

### **1.1 Academic Language**

Starting from primary school years, writing studies that start with composition practices, especially with the applications in language classes, have given its place to academic writing in high school and higher education, especially in post-graduate education. The biggest and the most important issue that the immigrant and foreign students encounter in target language at school environment is to acquire academic language and to use it effectively in examinations. The students' language skills and abilities play an important role to acquire academic language. The ability of having a large capacity of scientific vocabulary also plays a vital role for the achievement in school examinations. The management of the schools to which immigrant students mostly attend organises and holds academic language courses for them prior to each term.

Language instructors try to assess students' language learning skills and their language abilities to effectively teach academic language, and the language demands of the scientific and academic texts (Grigorenko, 2015). Many language instructors evaluate their students' language skills formally or informally, using language surveys to obtain self-reports about their language usage and proficiency in academic language. The ability of academic language can be evaluated by careful and close observation of the students' written and oral language usage in examinations and classroom activities.

As the immigrant students use non-standard dialects, they have difficulty in stating their statements precisely and understanding the questions in exam papers, particularly in multiple-choice exams. The instructors try to find out language strengths of students in order to teach them what they need in terms of academic language. After the instructors determine the students' capacity of scientific vocabulary, they can plan instruction for content teaching. The text difficulty should be accorded with the level of the students' academic language abilities. The text difficulties or complexities according to the Common Core State Standards include levels of meaning or purpose, structure, language



conventionality and clarity, life experiences, cultural or literary knowledge and content or discipline knowledge (Manville, 2013).

To effectively teach academic language, educators must utilize the information about students' existing language skills and patterns to expand their linguistic skills in ways that allow them access to the language of instruction and to develop the ability to communicate their learning in ways that count. Based on what students already know, educators need to teach students specific rules, norms, conventions, patterns and features that constitute standardized English. This may include speaking practices like tone of voice, volume and appropriate eye gaze, intonations and gestures. Teachers should make expectations explicit for both verbal performances and written language tasks.

In order to teach the academic language effectively, language instructors should get use of information about the language skills and patterns of the students to expand their academic language skills, in the way that enable them to access to language of instruction, and to expand their learning to improve their ability to communicate with excellent methods. Respectful of what students have already known, educators are supposed to teach students certain rules, norms, patterns, and features that form a standardized target language. This may include voice tone, volume, and speech applications such as appropriate eye gaze, tonality, and gestures. Teachers should clearly state expectations for both verbal performance and written language work.

Fluency in language is one of the key strategies for instructing students with regard to academic language. Grigorenko (2015) suggests that many students are introduced to the content specific language of a discipline, the discourses of the classroom or a particular genre of language use, but are never given enough time and practice to be able to independently and confidently use the language for the range of functions demanded in school.

One of the most basic findings of linguistics is the richness that can meet the needs of every language speaker. Turkish is a language that is potentially capable of responding to all kinds of needs of speaking like other languages. Problems such as the inadequacy of the term, the lack of vocabulary examples in some branches, or the difficulty in writing Turkish scientific texts or cultural texts due to the lack of cultural cognition are not caused by the language itself but its use in efficient. As it is on every level, the so-called deficiencies that may emerge in the field of the term, it can be removed by the means of derivation and copying. Therefore, whether Turkish language is a scientific language is not the problem of the language itself but of the speakers of Turkish language.

## **2. LITERATURE REVIEW**

Chapin (2006), Ediger (2000), Turner (1999), and Karadag and Cengelci (2011) argue in their studies that language skills, especially reading, writing and visual reading skills are important skills for Social Studies. The Social Studies courses are based on training activities with language skills. Students are required to understand the content of the subject in the Social Studies courses and develop their understanding skills to reach the knowledge. There is a positive relationship between students' reading ability and success in Social Studies courses.

According to Staab (2001) and Conley (2008), students develop language and communication skills when they write stories, reports and other texts about Social Studies. For this reason, it is important for teachers to take into account their visual and linguistic functioning in terms of a functional language from educational activities. In this context, teachers can work on the development of language skills in the social studies courses in order to increase the success in the social science classes. They can organize activities that require students to use oral and written language.

Tekin (1980) stated in his research that the realization of learning depends on the existence of effective communication, and it is based on the effective use of the language of instruction. It is not

expected that a student who can not understand what he reads or listens to, or who can not tell his or her thoughts or feelings verbally or in writing, is successful in his school.

Tok and Gönülal (2016) argue that academic writing has its own set of rules. In writing studies, students should stay away from the art of speech, express their thoughts as clearly as possible, and follow punctuation and grammar rules. It should be noted that the type of features to be written and the organization of its own constructions should be quoted from published works to support their thought.

Based on the findings of the research by Taşkıran et al (2015), it supports the idea that the increased reality practices allow state learning within the constructivist approach and that the learning takes place in the best possible context. It is believed that enhanced reality application provides enhanced learning experiences through the provision of raw information through technology, allowing learners to construct knowledge more easily.

According to Göçer (2009) and Yalçın and Özek (2006), words that help human beings to express themselves and the outside world lies on the basis of indispensability of the language, which is one of the basic elements with an active role in human life. Words are artificial signs produced by the human mind at will. Human beings can realize the internalization, perception and meaning of the outer world by separating it through these artificial demonstrations. Vocabulary is one of the main elements playing a leading role in the formation and development of all disciplines. The basic language skills that have a close relationship with the vocabulary richness and especially the reading comprehension show a high relationship with the success in different academic fields. This makes academic language skill highly important.

Göktaş (2010) argued in her master thesis that studies having done to determine the success of mathematics suggest that some factors such as academic language capacity, reading comprehension skills can affect the success of mathematics. In the thesis, she tried to determine whether the effect of reading comprehension is efficient on mathematics success or not.

### **3. MATERIALS AND METHOD**

#### **3.1. Problem Statement and Purpose**

In the study on suggestions of language instructors for Meskhetian students migrating to Turkey to acquire academic language skills, we aimed to determine the views of three language instructors teaching Turkish in secondary schools and University, and to suggest language instructors to practice effective strategies to make Meskhetian students achieve an effective academic language. To fulfil the purpose of the study we asked language instructors two open ended questions: "Why do the Meskhetian students fail in examinations, though they can speak Turkish?", "What do you suggest them to be successful in academic language and to achieve in academic language skill?" In order to determine the matter deeply and support the instructors' suggestions, we asked five Meskhetian students why they get low marks in the examinations, and what they expect their instructors to do so that they can be proficient in academic language.

#### **3.2. Methods and Research Design**

We used a qualitative research method to determine and evaluate the students' and language instructors' views on Meskhetian students' failure in academic language. We preferred this kind of methodological approach as qualitative research is attempting to reach knowledge using induction methodology. The most important component of qualitative research is "qualitative data". Qualitative data are all kinds of information obtained by various techniques such as observations and interviews

in the natural environment, for specific purposes, including perceptions and thoughts about the events of the persons (Leech and Onwuegbuzie, 2007). It is not intended that the qualification by this state be made in the quantitative research, as well as in the reduction of the number. With qualitative data, the researcher aims to present a descriptive and realistic picture to the reader about the subject being investigated. For this reason, it is very important that the qualitative data have a detailed and specific depth (Yıldırım and Şimşek, 2003). We carried out this research with the views of language instructors in Secondary Schools and University. For this reason we relied on case study design for the purpose of our enquiry. The case study design in research is chosen as it reduces the use of positivist or post positivist perspectives, accepts postmodern sensibilities, captures the individual's point of view, examines the constraints of everyday life, and secures rich descriptions (Denzin and Lincoln, 2011).

### 3.3. Participants

The participants in our study were three language instructors teaching Turkish Language, mathematics and Science at Secondary School and University. The youngest participant is male, with 3 years of teaching experience, teaching Science in Üzümlü Secondary School, while the eldest is male, with ten years of teaching experience, teaching Mathematics in Üzümlü Anatolian High School. As we intended to look into the matter deeply, and to support the results, we interviewed five Meskhetian students at Secondary School in Üzümlü Subprovince of Erzincan city where the Meskhetian immigrants have been accommodated. We preferred and used easily accessible sample technique in the research, as it increases the speed of collecting data and enables researchers to access the sample easily (Yıldırım and Şimşek, 2003). We obtained the data from three language instructors and five immigrant students who admitted to be involved in the interview for the research. The participants were asked whether they were contented to answer to the questions, and then we applied the tool. The names of the instructors and students are coded with letters and numbers.

### 3.4. Research Instrument

In the study, we used the tool with semi structured interview form to gather data from language instructors. We asked two open ended questions to the instructors and two to the students. The questions were designed in accordance with the main strategies of language teaching and learning skills. The questions of the interview were chosen among ten questions by the final judgement of three experts in the field, who are teaching staff in the Department of Educational Sciences in Erzincan University.

### 3.5. Data analysis

We obtained the data through one by one and face to face interview with the participant instructors and students; the replies to the interview questions were abstracted and made into pure data. The data were then transferred and digitalized into computer in order to form digital data. As the number of participants in our study was low, we did not use content analysis with the percentage and frequency values.

## 4. FINDINGS

We asked two open ended question to the participant instructors to obtain the data, the first one is "Why do the Meskhetian students fail in examinations, though they can speak Turkish?" The instructors replied the first question as follows;

(Instructor 1, Teacher of Mathematics with 10 years of experience) *"... I have been teaching mathematics for ten years and this school is my third workplace. At my first school I had a lot of bilingual*

*students, and I am aware of the importance of language proficiency for academic achievement. The better the students have academic language skill, the more successful they become at examinations. The immigrant students in my class have a good mathematic background but they fail in the exams and quizzes as they are lack of academic vocabulary capacity. If they can understand the question, they are more likely to do well, otherwise I need to explain the question in a simple way using simple vocabulary ....”*

From the statements of the instructor, we can argue that scientific vocabulary in education is very important for the students to understand the texts or questions at examination paper, and to do well and be successful in courses. The fact that the immigrant students are good at mathematics is not enough for them to be successful in the class as they do not have academic language proficiency.

According to Farmer (2007), for the reader to understand what he or she is reading, the unknown words in the text must be understood and conceived of the sense of unity between the words and the paragraphs. Reading is to understand what is written, and to take the message of the author and to be able to dominate the profound structure of the text. A student who fails to understand what he reads can never succeed in school life.

Individuals who have a habit of reading books are patient and focused on work. They are successful in everything they do because they are attracted to their work with high motivation.

In order to determine the reasons why Meskhetian students fail in the examinations and what they expect their teachers to do so that they can be successful at quizzes and examinations, we asked five students at secondary school and the statements of the students are as follows;

(Student 1, at the 6<sup>th</sup> Grade of Secondary School) *“... I am twelve years old. Accompanied with my parents and four siblings, I migrated to Turkey and were accommodated in Üzümlü district. I had to leave the school in Ukraine due to migration to Turkey. Soon after we came here, we were subject to Turkish Language to adapt the accent that is formerly spoken in Turkey. Although I can communicate very well with my native friends and new friends in Turkey, most of my peers have been failure in examinations like me. I can speak well out of school but I have difficulty comprehending the texts and the questions of the exams. I often ask my teachers to explain the questions as I encounter a lot of words that I have never heard and known before. This is not only my problem, but my immigrant peers are of the same ....”*

From the statements of the student, reading comprehension skill is of great importance in the courses such as Language, Mathematics and Science. Scientific and academic vocabulary plays a great role in academic achievements of immigrant students. The reason for their failure in examinations has been found to depend on their inadequate reading practices.

It is often observed that people without goals have a miserable and monotonous life. But those who read books have goals and roots that they set for these goals. They walk with sure steps to each goal and do not give up their purpose.

In the study by Ateş (2008), titled “The relationship between the Reading Comprehension levels of the students at the 6<sup>th</sup> grade of Secondary School and academic achievements and attitudes to Turkish Language Course”, it was found that the students with high level of comprehension in reading are significantly more successful than those with low and medium level of comprehension in reading. Moreover, academic achievement averages of the students with intermediate level of reading were found to be significantly higher than those with low level. In the study titled “A Study on the Determination of the Effect of Reading Comprehension on the Mathematical Success’, Tatar and Soylu (2006) determined a meaningful relationship between students' scores in Turkish Language and Mathematics courses

(Instructor 2, Teacher of Science with 3 years of experience) *“... It is 3 years since I began teaching science at Secondary School. My first experience with the Meskhetian students in my classes was in the*

*last semester. I have done my best to help immigrant students become successful in their courses. I know they are very good at Science Courses, yet they do not have the ability to express themselves in the courses. I refer this situation to their lack of academic language and doing insufficient reading. Because, they can communicate well out of course, whereas they are not so good at understanding the textbooks and using language at examinations...."*

(Student 3, at the 9<sup>th</sup> Grade of High School) *"... I can speak Turkish so well that some native people in our town can not realise that I am immigrant. I do not have any difficulty in oral communication with the teachers and the other staff. But when it comes to courses and examinations, I do not become sure about the exact meaning of scientific words. As I always read textbooks in Russian and Ukrainian Languages during my education before migration to Turkey, I find difficult to understand Turkish scientific and academic language in some section and units of textbooks ...."*

From the statements of the instructors and the students, we can conclude that reading is very important for the immigrant students to learn target language and achieve in exams and courses.

Reading habits do not only enhance the comprehension capacity of a person in general, but also one's thinking power, mental processing ability. Understanding, comprehending and analysing are all important function of the mind. As physical development of our body depends on food, so does our mind depends on knowledge. The mind is fed with knowledge. One of the most important ways of acquiring information is through reading. Reading means increasing mental capacity. The teachers should provide their immigrant students with suitable readings for their science courses. In this way the vocabulary capacities of the immigrant students will enhance to the desired level. On the other hand, some textbooks are not so easy for the immigrant students to understand, as the scientific language is uneven in the level of difficulty.

Those who acquire reading habits are successful in their decisions and time management. They enjoy a planned and programmed life. True collective lifestyles add joy to their lives and their looking around are always positive, which brings success in their educational life

According to Yıldız (2015), in order to solve the disproportionate distribution of language skills in the textbooks, it is necessary to seek solutions with additional teaching materials that the teachers will prepare by considering the language needs and levels of the target language.

(Instructor 3, academic staff in the university with 6 years of experience) *"... I am teaching Turkish language at various departments of Faculty of Science and Arts. Only two of my students are immigrants and they came from Ukraine. Turkish is their native language, but they got their Elementary Education in Ukraine. They read all the course books in Russian and Ukrainian Languages. They have a hard time understanding my course. I encourage them to do the readings as much as possible. I have observed some improvements in their readings and using vocabulary. Last year they were much worse than their present situation...."*

Success in examination, above all, requires the question to be understood and comprehended correctly and quickly. Speed and accuracy of understanding a question will be different between the student with an advanced mental capacity and the one with less advanced mental capacity. Therefore, the reading habits are the first and foremost effect on the success of the exam. Moreover, it should not be forgotten that this understanding process is valid not only for Turkish and Social Science courses, but also for mathematics and science-based courses. In our country in recent years, etc. almost all of the students who have succeeded at the top levels in their exams for university or Anatolian High School clearly state that they owe it to their reading habits as well as their regular and disciplined work.

## **5. RESULT AND SUGGESTIONS**

The Meskethian students having migrated from Ukraine to Üzümlü Subprovince of Erzincan, Turkey during the last two years have certain difficulties in examinations particularly in multiple choice exams, inasmuch as they are not good at academic language and scientific readings. It is argued that these immigrant students had their trainings in Russian and Ukrainian Languages before migration to Turkey. their scientific backgrounds are fairly well but scientific languages are not sufficient for education in Turkish schools.

The instructors, mentors, teachers and education coaches should encourage immigrant students to do the readings regularly and should make it as a habit in their free time. Many researchers (Biggs, 1999; Bowden and Morton, 2000; Bain, 2004; Erickson et al, 2006; Millis, 2008) argue that individuals who have a habit of reading books are patient and focused on work. They are successful in everything they do because they are attracted to their work with high motivation. It can often be observed that people without goals have a miserable and monotonous life. But those who read books have goals and roots that they set for these goals. They walk with sure steps to each goal and do not give up their target. Those who acquire reading habits are successful in their decisions and time management. They enjoy a planned and programmed life. True collective lifestyles add joy to their lives and their looking around are always positive. Regular readers always tend to learn new things. That is why they are not easily persuaded against tabular, superstitious beliefs and some generally accepted things. They always need to improve themselves. They easily empathize. Good readers are creative, and know that everything they learn will benefit them. As a result of this, speaking skills and literary skills are at a high level. Reading books regularly enhance the capacity of vocabulary which is required for reading comprehension and deeply understanding the texts, thus bringing success at examinations.

We have the conclusion that the instructors should provide some reading opportunities for the immigrant students so that they can enhance their vocabulary capacity. The instructors should develop educational materials suitable for the students to learn scientific vocabulary and to keep them in their mind easily. The instructors should repeatedly explain the meaning of the exam questions in a way that the immigrant students can understand precisely and correctly. In this way the immigrant students can learn the language of exam, thus developing their academic language. As every scientific field has its own scientific language, the immigrant students should be taught the differences between the meanings of difficult words regarding their usage in different ways so that the immigrant students can understand the deep meaning of the questions in examinations.

## **REFERENCE LIST**

- Akpınar, E. (2016). From Donetsk to Erzincan: recent migration of Ahıska (Meskhetian) exiles. TÜCAUM International Geography Symposium, 13-14 Ekim 2016 /13-14 October 2016, Ankara
- Aktepe, E., Tekdere, M. & Gürbüz, A. Ş. (2017). An Evaluation on the Ahıska Turks Placed in Erzincan Province of Turkey in the Context of Social Harmony and Integration. The Journal Of Migration Studies, Volume: 3, No: 2, July-December 2017, pp. 138-169
- Ateş, M. (2008). İlköğretim İkinci Kademe Öğrencilerinin Okuduğunu Anlama Düzeyleri ile Türkçe Dersine Karşı Tutumları ve Akademik Başarıları Arasındaki İlişki. Yayınlanmamış Doktora Tezi, Selçuk Üniversitesi, Sosyal Bilimler Enstitüsü, Konya.
- Bain, K. (2004). What the Best College Teachers Do. Cambridge, MA: Harvard University Press.
- Biggs, John (1999). What the Student Does: teaching for enhanced learning. Higher Education Research & Development. Vol. 18. No. 1.
- Bowden, J & Marton, F. (2000). The University of Learning. London: Kogan Page.

- Chapin, J. R. (2006). *Elementary Social Studies A Practical Guide*. (6th Ed.). Boston: Pearson Education.
- Conley, M. W. (2008). *Content Area Literacy Learners In Context*. Boston: Pearson Education.
- Denzin, N. K. & Lincoln, Y. S. (2011). Introduction: The discipline and practice of qualitative research. In Norman K. Denzin & Yvonna S. Lincoln (Eds.), *The Sage handbook of qualitative research* (4th ed., pp.1-20). Thousand Oaks, CA: Sage
- Ediger, M. (2000). "Teaching Reading in The Social Studies" *College Student Journal*, 34-1, (56-59).
- Erickson, B. L., Peters, C. B. & Strommer, D. W. (2006). *Teaching First-Year College Students*. San Francisco, CA: Jossey-Bass
- Grigorenko, M. (2015). *A Brief Introduction to Academic Language*. Education Faculty Publications. 73. [http://digitalcommons.cedarville.edu/education\\_publications/73](http://digitalcommons.cedarville.edu/education_publications/73)
- Göçer, A. (2009). Türkçe Eğitiminde Öğrencilerin Söz Varlığını Geliştirme Etkinlikleri ve Sözlük Kullanımı. *Turkish Studies International Periodical For the Languages, Literature and History of Turkish or Turkic* Volume 4/4 Summer 2009
- Göktaş, Ö. (2010). Okuduğunu Anlama Becerisinin İlköğretim İkinci Kademe Matematik Dersindeki Akademik Başarıya Etkisi. Yayınlanmış Yüksek Lisans Tezi, İnönü Üniversitesi, Eğitim Bilimleri Enstitüsü, 2010.
- Güler Arı, T & Kayalar, F. (2017). The Difficulties of Meskhetian Students Living in Turkey in Writing Expression. *Erzincan Üniversitesi Uluslararası Ahıska Türkleri Sempozyumu 11-13 Mayıs 2017, Bildiriler Cilt 2*
- Karadağ, R. & Çengelli, T. (2011). Sosyal Bilgiler Dersinde Dil Becerilerinin Geliştirilmesine İlişkin Öğretmen Görüşleri, *Uluslararası Avrasya Sosyal Bilimler Dergisi*, Cilt:2, Sayı:3
- Leech, N. L. & Onwuegbuzie, A. J. (2007). An Array of Qualitative Data Analysis Tools: A Call For Data Analysis Triangulation. *School Psychology Quarterly*, 22, 557-584
- Manville, M. (2013). *Common Core State Standards for Grades 4–5: Language Arts Instructional Strategies and Activities*. Rowman & Littlefield Education, 2013, United Kingdom.
- Millis, B.J. (2008). Using Classroom Assessment Techniques (CATs) to Promote Student Learning. *Oklahoma Higher Education Teaching and Learning Conference*, April 9-11.
- Staab, C. F. (2001). "Using the Social Studies Curriculum to Elicit Specific Language Functions" *Education*. 105-2, (219-224).
- Taşkıran, A., Koral, E. & Bozkurt, A. (2016). Artırılmış Gerçeklik Uygulamasının Yabancı Dil Öğretiminde Kullanılması. *Akademik Bilişim 2015*, (s. 462-467) 4-6 Şubat 2015, Anadolu Üniversitesi, Eskişehir.
- Tatar, E. & Soylu, Y. (2006). Okuma-Anlamadaki Başarının Matematik Başarısına Etkisinin Belirlenmesi Üzerine Bir Çalışma. *Kastamonu Eğitim Dergisi*. Ekim 2006, Cilt:14, No:2, 503-508.
- Tekin, H. (1980). Okuduğunu Anlama Gücü ve Yazılı Anlatım Becerisini Geliştirme Yönünden Okullarımızdaki Türkçe Öğretimi, Ankara: Mars Matbaası.
- Tok, M. & Gönülal, N. (2016). A Need Assessment Study for the Academic Writing Process. *International Journal of Turkish Education and Training*, IJTET, Cilt 1, Sayı 1, Mart 2016
- Turner, T. N. (1999). *Essentials of elementary social studies*. Second Edition. Boston: Allyn and Bacon.
- Yalçın, S. K. & Özek, F. (2006). Söz Varlığının Temel Dil Becerilerinin ve Akademik Disiplinlerin Kazanımına Olan Etkileri, *Millî Eğitim*. (2006), 171, 130-139.
- Yıldırım, A. & Şimşek, H. (2003). *Sosyal Bilimlerde Nitel Araştırma Yöntemleri*. Ankara: Seçkin Yayınları .

**CITATION:** *Proceedings of IBAD 2018 – 3<sup>rd</sup> International Scientific Research Congress on Humanities and Social Sciences, July 9-11, 2018 - Skopje, Macedonia*

**ISBN:** 978-605-66529-2-9

**DOI:** 10.21733/ibad.449083

**PAGES:** 46-52

## ARON AJI'S TRANSLATION CHOICES AND STRATEGIES: *THE GARDEN OF DEPARTED CATS*

Fatoş Işıl Britten

Dr., Trakya University, TURKEY, [isilcihan1@yahoo.com](mailto:isilcihan1@yahoo.com)

46

### Abstract

Bilge Karasu was a prominent author in twentieth century Turkish literature. His writing style was experimental, with an emphasis on developing the Turkish language through the use of neologisms and less-known Anatolian vocabulary. In addition, his texts were open to interpretation and required the reader to be an active agent in the construction of their meaning. His magnum opus *Göçmüş Kediler Bahçesi* (1980) is a quintessential Karasu text which is highly challenging to the reader. However, it was successfully translated by Aron Aji as *The Garden of Departed Cats* (2003) and received the 2004 National Translation Award from the American Literary Translation Association (ALTA). This study aims to examine the target and the source texts in order to discover what choices and strategies Aji made during the translation process.

**Keywords:** Aron Aji, Bilge Karasu, literary translation, translation strategies

### 1. INTRODUCTION

*Göçmüş Kediler Bahçesi* was written by Bilge Karasu, one of the most eminent authors of contemporary Turkish literature. Aron Aji translated one of his well-known work, *Göçmüş Kediler Bahçesi* into English entitled *The Garden of Departed Cats* and received national

*July 9-11, 2018 Skopje-MACEDONIA*



translation award by ALTA (American Literary Translators Association) in 2004. When we examine the translation product it is clear that the translator maintained the content and structure in general, but preferred to simplify the cultivated and complex language by means of omitting adjectives, dividing long sentences and freeing the target text from local sayings, obsolete words and neologisms. Thus, he adopts a more target-oriented approach and his translation strategy is closer to domestication strategy introduced by Lawrence Venuti where the translator translates a text by putting the target culture to the fore. Namely, the text is conformed to the needs of the culture that the text is translated into. The aim of this study is to analyse the structure, the language of both source and target texts. In other words, the Turkish text and the English translation.

### **1.1. The Source-text Author Bilge Karasu and *Göçmüş Kediler Bahçesi***

Karasu wrote about the problems of the individual and his/her dilemmas in daily life. The main themes of his works are death, fear, love, friendship, loneliness and passion. Many literary critics such as, Hasan Cemaleddin Gürpınar stated that Karasu was a “master of language” (1997: 72). He was meticulous while choosing the words that he used in his works and sensitive towards pure Turkish. His language was cultivated and refined. He also put great emphasis on the style of his works. Karasu created a symbolic language abound with connotations. He preferred to use a complicated, distorted syntax.

Karasu’s third work *Göçmüş Kediler Bahçesi* was first published by Milliyet Publishing in 1979. It consists of thirteen short stories that have common themes. The short story, “Göçmüş Kediler Bahçesi”, which shares its title with the title of the story book is divided into some sections and located between the other short stories of the book. Karasu defines his stories as fairy tales since that genre gives the author more freedom. Therefore; he can blur the realm of reality and fantasy. Allowing him a larger ground of imagery, tales suit “Karasu’s works (that are) always metaphorical [...] a tendency belongs to a Turkish tradition” (Paker 2004: 9).

One of the most dominant themes that leave its mark on the stories is “love”. Karasu mainly deals with “the ethics of love” in these stories (Özgülven 2003: 10) (translation mine). The love in question is not a soft and compassionate one; it is rather destructive, stinging and embedded with passion. That love does “not make the lovers walk on the air” (Arslantunalı 2000: 50) (translation mine). On the contrary; it “harasses the couples who are in search of balance” (ibid). A love is at the issue that includes “biting”, “eating” and “devouring”. In “Avından El Alan” (The Prey), the relationship between the fisherman and the fish or in “Bir Ortaçağ Masalı (A Medieval Monk), the relationship between the monk and its hairy creature are all exemplary cases for that kind of love.

Most of these love relationships ultimately experience death. For instance; the fish swallows the fisherman’s arm and unites with its lover and causes him to die in the end. The narrator of “The Garden of Departed Cats” spurts wrongly because of his passion towards one of the players of the opposite team and finally dies. All these cases accommodate violence and passion. Actually, love and passion are hand in hand in all stories and turn into the same thing. The relationship of master and his apprentice is resembled to the relationship of mother and son and it is so powerful and passionate that the desire of the apprentice proving his skills to his master causes him to die.

As mentioned above, love and passion cause the characters to die. None of the protagonists of the stories can escape from death. Nevertheless; their wish might be to reach that sacred end. In the stories like "Dehlize Giden Adam" (The Man Walking in the Tunnel), "Bir Başka Tepe" (Another Peak), "Geceden Geceye Arabayı Kaçıran Adam" (The Man Who Misses His Ride, Night After Night), "Usta Beni Öldürsen E!" (Kill Me, Master!) in which the passion is expressed by means of climbing to a peak, reaching the sea or loving someone, the protagonists live for one thing and die for it.

The most remarkable symbol which represents death is the sea in *The Garden of Departed Cats*. In the stories such as "İncitme Beni" (Hurt Me Not), "Bizim Denizimiz" (Our Sea), "Avından El Alan" (The Prey), the sea is the life-giver like a mother's womb, it is long-awaited, yet it destructs, suffocates and annihilates the characters.

## 2. COMPARATIVE TEXTUAL ANALYSIS

### 2.1 Aron Aji's Translation Choices in terms of Themes and Narrative Technique

Aji is a passionate reader of Karasu. He even states that the ultimate implied reader in his mind for his translations is Karasu himself. In his essay, "Dilde Özgürlük: Bilge Karasu'nun Eserlerinde Yenilikçi Atılımlar" (2013: 15-24) he underlines his admiration for Karasu as a writer. Aji translates the work by adopting a more source oriented approach in terms of themes and content. He does not prefer to be flexible and play with content in an artistic way. Aji's translation maintains all the themes discussed above.

Telescopic stories in *Göçmüş Kediler Bahçesi* attract attention regarding the narrative technique of the source-text. Sometimes a story is told in another story and such stories have common themes and nourish each other. For instance; In "Avından El Alan" (The Prey), both the story of fisherman-the fish and the Bey-the leopard are told. Both themes are the same. However; they are not narrated respectively but in a telescopic way, sometimes one line of a story is followed by the other. Karasu adopts this technique from time to time which makes the reading process even harder for the reader.

Bey, karacanın ardından uçuyordu mahmuzlayıp durduğu  
*Tekboynuz, kızıoğlan kızlara düşkün. Koşar, koşar, onların*  
atın sırtında. At kanatlarını germiş, gölgesini karacanın üzerine  
*kucağına atar kendini, yatar: Herkesin bildiği bir şey bu. Tek-*  
değirdi değdirecek. Karaca birden taş gibi durdu kaldı.  
[...] (2008:25)

The Bey rode his horse like a flash of light, chasing the  
*The unicorn is fond of virgins. The fabled creature runs and*  
deer. The horse spread its wings, its shadow almost touch-  
*throws himself into her embrace, laying its head on her lap:*

ing the deer. The prey stopped suddenly, as if turned to  
*Everybody knows this. And the only way to capture a unicorn*  
stone. [...] (2003: 18)

As seen above, Aji prefers to preserve the telescopic story technique and italise the unicorn story just as the source text. Thus, the target text adopts a source-oriented approach in terms of themes and narrative technique. Significant omissions or additions to the target text were not applied to the text, dramatic differences in the narrative technique or the main themes do not exist between the two texts.

## 2.2. Aron Aji's Translation Choices in terms of Language

“What kind of language does Bilge Karasu have?” asks Nurdan Gürbilek (1997: 193) (translation mine). It is a “cultivated” language which is “desired to be perfect” (ibid). Thus; the writer worked on it meticulously like a sculpture and aimed to produce a language which “keeps itself away from the reader” (1997: 194). To construct such a language Karasu adopted distinctive syntactical and lexical features.

### 2.2.1 Syntax<sup>1</sup>

Syntax is an indispensable part of Karasu's style. His long and complex sentence structures and inversions are striking. That sort of syntax does not present the reader a fluent and easily understandable text. The reader should decode the long and loaded wording. In addition to this, inversions contribute to the literary flavour of the text:

- i. Bir çocuk var, kumla boyunca koşan (2008: 20).
- ii. Kendini salında görüyor ansızın balıkçı (2008: 27).
- iii. Aşağıda, şimdi, ölümün kayası yavaş yavaş aralanmaktadır kendisine doğru süzülüp gelen balıkçıyı karşılamak için (2008: 28).

The excerpts above are taken from “Avından El Alan” (The Prey). The common feature of these sentences is that they are inverted. For sure, inversions literalize the narration and Turkish is highly convenient for such usage. Hence; Karasu often benefits from inverted sentences.

1. A boy is running the length of a sandy shore (2003: 12)
2. Suddenly he sees himself in his boat (2003: 20)
3. Below, the rock slowly opens to receive the fisherman who arrives in surrender (2003: 21).

---

<sup>1</sup> The examples in this section are taken from the stories, “Avından El Alan” (The Prey) and “Göçmüş Kediler Bahçesi” (The Garden of Departed Cats).

When the target and source sentences compared and contrasted it is seen that the target text does not embody inversions. It is a fact that inverted sentences are not frequently used in English, however; if the purpose is to reflect the features of Karasu's literature in the target cultures, it will be wise to increase the number of inversions.

To illustrate long and complex sentence structures, the example below can be examined:

Bense, koparma defterimden karalama defterime aktarılacak sekiz tümcenin yazılı olduğu kağıtları defterden koparıp cebime atmış, kalan tek kağıda, laf olsun diye "Göçmüşler Bahçesinde Bir Yazlık Sevi" sözcüklerinin alt alta sıralamış, kağıdı masanın üzerine bıraksam sofracı, anlamadığı bir dildeki bu yazıyı önce sökmeğe uğraşır, sonra "Bayım, bayım! diye seslenerek arımdan koşturur mu merakına kapılmış, sonunda kağıtla birlikte defterin koçanını, kapaklarını tortop edip tablaya bırakmışım (2008: 10).

The sentence above is taken from the story, "Göçmüş Kediler Bahçesi" (The Garden of Departed Cats). This paragraph long quotation is actually a single sentence which consists of subordinate clauses. Its translation is below:

I tore off the notebook pages that had the eight sentences I would later transfer to my draft book. I put those pages in my pocket and on the remaining page, I jotted down, just for the sake of jotting, the words, "In The Garden of the Departed, A Summer Romance," and I thought of leaving the page on the table, wondering whether the waiter would notice it and try to decode this scribbling in a strange language, whether he would run after me, calling me. Instead, I crumpled the page and pitched in the ashtray (2003: 3).

The paragraph above includes three sentences. The translator, most probably, divided the sentence in order to provide readability. He preferred not to translate some phrases like "alt alta" (one under the other) "Bayım, bayım!" (Sir, Sir!). Thus, he shortened the sentences (translation mine).

A similar example follows:

Gitgide soğuyan yüzey suları damar damar, oluk oluk akaklar bularak balık corumlarının çekildiği kuytulara sızacak (2008: 17).

The icy currents will flow into underwater shelters where school of fish retreat (2003: 9).

The source sentence taken from "Avından El Alan" (The Prey) is followed by its translation. When they are compared it is seen that the target sentence is shorter. Reduplications like "damar damar", "oluk oluk" were not translated.

The following example from "Göçmüş Kediler Bahçesi" (The Garden of Departed Cats):

Kendilerine göre güney, bu kente göre gene de pek kuzeyde kalan o zengin derebeyinin topraklarını iyice kuşattıklarında, dört yönden salgına girişip ürünleri yağmaladılar, çekildiler (2008: 121).

They laid siege to the territories of the wealthy overlord. When the time was right, they attacked from four directions, pillaged the land, and retreated (2003: 133).

The target sentence excludes “Kendilerine göre güney, bu kente göre gene de pek kuzeyde kalan” and “iyice”. Consequently; Aji aims a simpler syntax.

The analysis suggests that the translator prefers a syntax that will not exhaust the reader. A simpler, understandable, fluent translation is the objective for the English audience. Thus, unlike his attitude towards the content and the structure, Aji prefers a target oriented approach while translating the syntax and aims less number of descriptions which makes the English text less elevated and poetic.

### 2.2.2 Lexicon

Undoubtedly, one of the elements that make Bilge Karasu’s style distinctive is his lexicon. As Nurdan Gürbilek states Karasu often prefers a forgotten vocabulary or that is not in daily usage (1998: 10). In contrast to many other Turkish authors, Karasu gets benefit from a larger vocabulary. He adopts pure Turkish movement, and also enriches his narrative by adding local sayings of Anatolia to his vocabulary. In addition; he creates neologisms which are often compound words that make sense easily.

His lexical choices relating to pure Turkish are “İleç,” (p 16) “özek,” (p 29) “dirim,” (p 31), “alışkı,” (p 32) “uzam,” (p 34) “saklangan,” (p. 41) “binit,” (p 47) “çevren,” (p 48) “yontu,” (p 123) “sürem,” (p 132) “erinç,” (p 138), “susku,” (p 143) “utku” (p 149).

In the target text, they are translated as (respectively) “Curse,” (p. 8) “center,” (p. 25) “life,” (p. 25) “habit,” (p. 27) “bazaar,” (p. 29) “elusive,” (p. 37) “steed,” (p. 44) “horizon,” (p. 46) “drift,” (p. 138) “ecosystem,” (p. 147) “satisfaction,” (p. 153) “silence,” (p. 158) “victory” (p. 164). The lexical choices in the target product are Standard English. However; using pure Turkish words is an inseparable part of Karasu’s style.

The local sayings and outdated words: “koyak,” (p. 9) “soğukluk,” (p. 10) “zeyreklik,” (p. 16) “akak,” (p. 17) “corum,” (p. 17) “torlak,” (p. 18) “balkımak,” (p. 18) “muştulamak,” (p. 19) “kumla” (p. 20) “gezmen,” (p. 29) “değirmi,” (p. 29) “kavkı,” (p. 31) “kıpraşmak,” (p. 32) “ırganmak,” (p. 35) “ımızganmak,” (p. 37) “cırnak,” (p. 47) “kurtulmalık,” (p. 55) “elgin,” (p. 59) “keme,” (p. 60) “incitmebeni,” (p. 75) “sıvaşmak,” (p. 101) “yıvışık,” (p. 101) “çimmek,” (p. 126).

Respectively, Aji translated those words as “valley,” (p. 1) “food,” (p. 2) “obvious,” (p. 8) “shelter,” (p. 9) “school of fish,” (p. 9) “naive,” (p. 10) (not translated directly), “portent,” (p. 11) “shore,” (p. 12) “tourist,” (p. 23) (not translated directly), “shell,” (p. 25) “stir,” (p. 27) “sway,” (p. 30) “drowsy,” (p. 32) “claw,” (p. 44) “ransom,” (p. 54) “displaced,” (p. 59) “rat,” (p. 60) “cancer,” (p. 78) “moist,” (p. 108) “slippery,” (p. 108) “bath,” (p. 134). Thus; local sayings and outdated words turn into standard English in Aji’s translation.

Finally, some of the neologisms Karasu used in *Göçmüş Kediler Bahçesi* are “ölümdirim,” (p. 78) “kardeşkovan,” (p. 112) “oğultutmaz,” (p. 112). Aji translated these neologisms as “Life-and-death,” (p. 81) “jealous brother,” (p. 122) “father who rejects his sons,” (p. 122). The translator often concentrates on conveying the semantic meaning of neologisms. Instead of creating neologisms in English, he prefers to translate the source text with explanatory words. Consequently; regarding lexicon, Aji uses standard English and has a tendency to prefer the lexicon that simplifies the narrative.

## CONCLUSION

Aji adopted a source-oriented approach in translating the content but in terms of language he adopts an opposite approach. This may partly stem from the differences between Turkish and English languages. However, it is also a fact that many American publishers prefer simpler, more understandable language where the reader as consumer can read easily. Lawrence Venuti discusses these subjects in his work entitled *Invisibility of the translator* and other scholars such as Gayatri C. Spivak also makes references to this subject where the source text end up losing its peculiarities. Apparently, Aji could not run away with this reality either and had to shorten sentences, omitted many descriptions and used standard English as much as possible which seems like he translated the text in a more domesticated, target oriented way. Yet, there is no right or wrong way of translation but there are preferences and the realities of the publishing industry and thanks to Aji's translation World literature gained an interesting, meticulous literary piece from Turkish literature.

## REFERENCE LIST

- Aron, A. (2013). "Dilde Özgürlük: Bilge Karasu'nun Eserlerinde Yenilikçi Atılımlar". *Bilge Karasu'yu Okumak*. Istanbul: Metis Yayınları, 15-24.
- Arslantunalı, M. (2000). "Sınırlarla İşlenmiş İncecik bir Oya". *Virgöl*, July, 3, 50-51.
- Gürbilek, N. (1997). "Yazı ve Arınma". *Bilge Karasu Aramızda*. Istanbul: Metis Yayınları, 182-204.
- Gürbilek, N. (1998). "Ne Kedisiz ne Korkusuz". *Virgöl*, June,1, 9-13.
- Gürpınar H. C. (1997). "Dehlize Giden Adam: Bilge Karasu". *Bilge Karasu Aramızda*. Istanbul: Metis Yayınları, 71-74.
- Karasu, B. (2003). *The Garden of Departed Cats* (A. Aji, trans.). New York: New Directions.
- Karasu, B. (2008). *Göçmüş Kediler Bahçesi*. Istanbul: Metis Yayınları.
- Özgüven, F. (2003). "Hazine: Bilge Karasu'dan Mektuplar". *Virgöl*, February, 7, 10-11.
- Paker, S. (2004). "Reading Turkish Novelists and Poets in English Translation: 2000-2004". *Translation Review*. 68, 6-14.

**CITATION:** *Proceedings of IBAD 2018 – 3<sup>rd</sup> International Scientific Research Congress on Humanities and Social Sciences, July 9-11, 2018 - Skopje, Macedonia*

**ISBN:** 978-605-66529-2-9

**DOI:** 10.21733/ibad.449276

**PAGES:** 53-66

## **ETHICS IN COMMUNICATIONS AND NEW MEDIA JOURNALISM: A REVIEW ON THE PRESENTATION OF JUDICIAL NEWS IN TRNC NEWS SITES**

**Ayhan Dolunay<sup>1\*</sup>, Çağdas Oğuc<sup>2</sup>, Fevzi Kasap<sup>3</sup>**

<sup>1</sup>LL.M., Lecturer, Near East University, Faculty of Communication, North Cyprus,  
ayhan.dolunay@neu.edu.tr

<sup>2</sup>MS., Lecturer, Near East University, Faculty of Communication, North Cyprus, cagdas.oguc@neu.edu.tr

<sup>3</sup>Assoc. Prof. Dr., Near East University, Faculty of Communication, North Cyprus,  
[fevzi.kasap@neu.edu.tr](mailto:fevzi.kasap@neu.edu.tr)

\* Corresponding Author

53

### **Abstract**

The new media concept refers to the tools and equipments which are accepted as new in the related period in the light of technological developments. For example, in the era of the invention of TV's, TV was regarded as a new media technology. While constantly evolving technology brings together internet and new media sites; social media, which became popular after the years of 2000's, made a great contribution to the dissemination of content produced in the new media. This study aims to address the mainstream new media websites, which have a prominent position in the contribution of speed, principles of communication and legal regulations. In this context, this work will focus on TRNC, especially, the suspects which usually exposed as convicted, without prejudice to their crimes, and the use of their names, surnames and photographs contrary to their human rights. An evaluation have been made from the press survey conducted on the Ada Haber, Detay Kıbrıs, Havadis, Yeni Bakış ve Diyalog internet websites operating in the TRNC through the court news published in November-December 2017 period; At the same time, concrete solutions to the problems identified in the interviews conducted with members of the press working on the new media will be included.

**Keywords:** New Media, Internet News Sites, Ethical Violation, Legal Infringement, Judicial News, TRNC.

*July 9-11, 2018 Skopje-MACEDONIA*

## **GENERAL INFORMATION**

### **Internet Newspapers**

Unlike traditional newspapers, internet newspapers have no beginning or an end. In other words, random access to internet newspapers is being provided. This causes the desired data to be achieved anytime it is necessary. Finally, internet websites have become a place where any information needed can be found. Internet publishing is independent from time to time. With the help of a computer and necessary equipments, it is possible to broadcast at anytime from anywhere. Online publications and archives are open for access at any time. Thanks to the interaction provided, new media members of the news site can shape their publications in the direction of the wishes and wishes of the reader.

New media - internet news sites have five basic features (Manovich, 2001: 21):

(i) digital representation, (ii) modularity, (iii) automation, (iv) variability, (v) code conversion.

With these features, new media, journalist and citizen concepts are intertwined; has made it possible for every citizen to have the chance to become a journalist. The new media is an epistemic break or a break. As the new media creating a negotiation field such as information and news for the individual; it is also have an advantage of instant access to information everywhere. The diversity of the information which the new media creates on the basis for spreading more rapidly and interactively; the possibility of disinformation, the adverse effects of the professions, etc., might become disadvantages on the following days (Gitelman, 2006: 6).

Along with new media technologies, the classical literacy concept has turned into new media literacy. Despite efforts to increase the importance of new media literacy among researchers, educators and politicians who are trying to understand the new media, the uncertainty about the new media literacy has not been completely removed (Lin vd., 2013: 160-168). Websites that make Internet journalism have the chance to reach far more readers through publications they have made independently of time and place. Beyond traditional newspapers which have a chance to reach to a certain audience within the country; with the development of internet, journalism has had a chance of reaching to global population. Hence, every internet newspaper can now be accepted as an internationally published newspaper. The most important enhancement of Internet publishing is, as McLuhan has mentioned before; the world have transformed into a global village which every people has the chance to learn everything happening anywhere in the world. The rapid flow of information that is impossible to follow in the world, which is the fastest way to reach the reader, is the most important proof that internet journalism will become a form of journalism in the future.

The most important advantage of internet journalism is that it is not only limited to texts and photographs but also it is enriched with videos and sounds and presented to the reader. Throughout history, there has always been a distance between the journalist and the reader. However, as internet publishing becomes more and more active, this distance has begun to disappear. Today, internet newspapers share things not only written by the staff working in the newspaper but also the comments and opinions of the readers is shared with the public as well. Therefore, the readers have had the opportunity to share and discuss their views about a story more widely on the internet rather than rather than criticizing it at the coffee shops or at home

### **Ethics of Communications**

Badiou (2004: 41) says, in fact, there is no such thing as ethics; suggests that there is only one thing which can have ethics (politics, knowledge, art). Pieper, on the other hand, suggest that ethics is not a



theoretical work; but it can be done scientifically in practice. (Uzun, 2007: 26). Ethics in communications refers to the ones who work in newspapers and employees who carry out professions related to communication. In this context, communication ethics can be used in news agencies, newspapers, radio and television establishments, or in the virtual environment (via the internet), and in conjunction with the individuals engaged in the journalism profession; it covers the professional ethics of the creators of non-news content, advertisers of products and public relations experts (Uzun, 2007: 27).

Within the context of communication, media members; They are expected to carry out their professions in accordance with the general principles, given the following headings:

(i) Public Benefit, (ii) Impartiality and Objectivity, (iii) Personality Rights and Private Life Respect (Material and Spiritual), (iv) Integrity and Integrity, (v) News and Commentary Separation, (vi) (vii) Exceeding Criticism Limits - Defamation, Defamation, Evasive Avoidance, (viii) Rejection of Personal Interests, (ix) Terrorism, Violence and Attack Against Pornography.

Like the ethics in other fields, the formation of professional ethics principles and values in communication ethics is reflected in the practice and comes to the fore with self-regulation. With self-regulation, being an open and subjective concept for interpretation; traditional means of self-regulation, media workers, a set of rules that they voluntarily create, and methods of reflecting these rules into practice (Uzun, 2007: 27-28).

Among the methods of self-regulation, professional organizations come together to form professional organizations and general principles are determined and supervision is carried out; supervision by the state; supervision by the ombudsman and consideration of reader letters.

On the other hand, another method which is controversial as to whether it is self-regulated, but which is acceptable in certain national contexts, is also the subject of law. In this context, the principles of communication ethics are normed by the legislator.

Of course, if the laws, the differences in the political, cultural and legal traditions of the countries vary in their origin, country to country, and for that reason, the legislative self-regulation of the legislator, that is to say the communication regulations, (Uzun, 2007: 28-29).

## **EXAMPLE: INTERNET NEWS SITES IN TRNC**

### **Generally**

In this study, because the number of new media news sites operating in the TRNC could not be determined "scientifically"<sup>1</sup>, the "random sample" of qualitative research methods was chosen and the following 5 news sites were selected<sup>2</sup>: The aim of the study is to create statistical information about the new media news sites of TRNC (the number of published news - nominal, political, and other - related to the occurrence of ethical / legal infringement in related news, (November, December 2017). The identification of relevant sites, as noted, is based on the differences of the new media from the

---

<sup>1</sup> In this subject, together with the lack of scientific data; it has not been possible to determine the relevant number since there is no obligation to record in a formal and / or informal way new media news sites, such as printed newspapers from the mainstream media group.

<sup>2</sup> In this subject, together with the lack of scientific data; it has not been possible to determine the relevant number since there is no obligation to record in a formal and / or informal way new media news sites, such as printed newspapers from the mainstream media group.

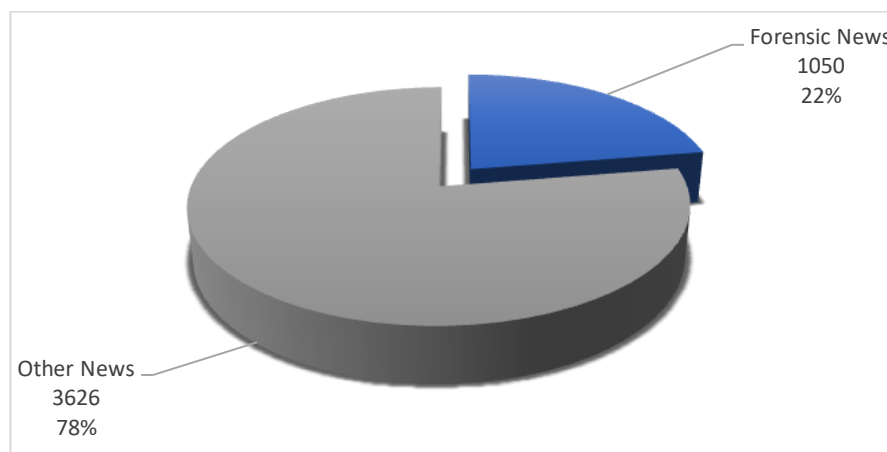
mainstream media; Due to the fact that the internet news sites operating in the TRNC are not required to register as TRNC media or printed newspapers and the exact number cannot be determined within the framework of not carrying out such a scientific study before; as was the case with the printed newspapers, due to their lack of a long history and political lineage, they were carried out with random sampling in qualitative research. The detection of related news sites, as stated, has been determined incidentally, a number of considerations have been taken into account.

Each of the related internet news sites;

1. Does the website have an executive team shown on website?
2. How long has it been broadcasting?
3. What is the political approach of a web site?
4. Does it broadcast only through new media? Or are they also carrying out printed publications at the same time?
5. Is there any stories (original) created by the correspondent? Or does the website gets stories and news releases / newsletters from other websites?

In the qualitative research, analyzes carried out within the framework of the random sample of the news site (qualitative survey sample, appropriate sampling / easy availability sample -convenience sampling-) with limited consideration of the above issues; as well as quantitative research methods; in this context, the study is of the nature of both research methods (mainly limited quantitative research results in the context of qualitative research). Within the scope of the survey, news-judicial and political news items of related sites were identified; The number of news items containing the highest number of ethical violations detected within the framework of the figures excluded from 5 sites were considered as variables; in forensic news; it was determined that the reports containing the most ethical violations were "theft" "drug" and "accident". According to this, the analysis of the news containing the ethical violation detected within the court news was carried out by content analysis method. In addition, judicial news ratios, ratios of judicial news subgroups mentioned above, and ratios of news containing ethical violations in related news, have been provided with graphs.

### General Numeral Analysis



Graphic 1: Total; News - Forensic News Ratio

A total of 4676 (100%) news were reported on the relevant 5 news sites in 2-month period. Those news are generally found under "Cyprus"<sup>3</sup>, "Turkey" and "World" categories; some sites have "forensic news", "political news", "magazine news", "educational news" etc. As the example of TRNC is focused in this work, in 4676 news, mainly TRNC news was taken into account; within the framework of the methods of sorting by categories that can be distinguished in the above graphic on the sites;

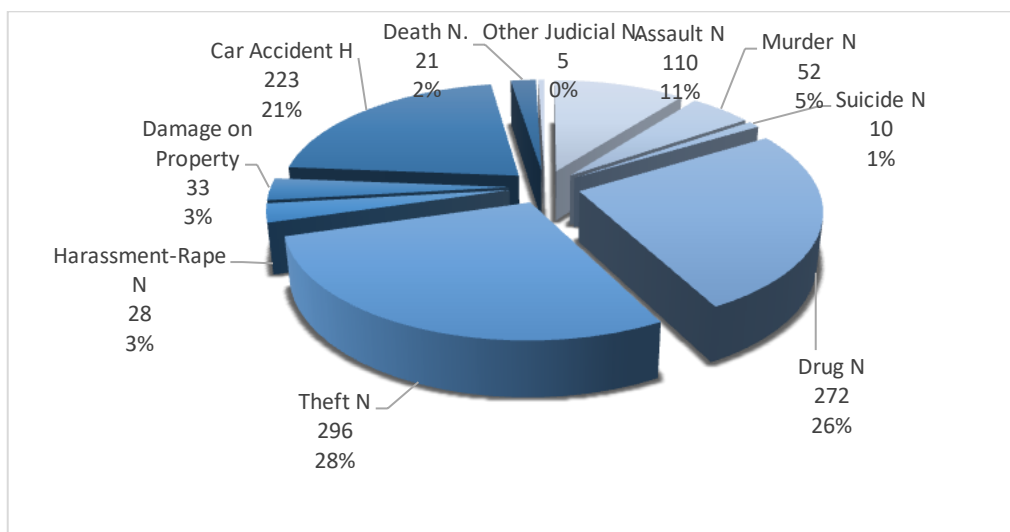
- TRNC-focused forensic news: 1050 (22%),

- Other news (TRNC oriented other news and / or Turkey and world news in category: 3626 Total (78%) were identified as<sup>4</sup>.

In this context, 1050 news (22%) consisting of TRNC-oriented forensic news in the published 4676 news items were examined.

*Forensic News*

*Judicial Article Types*



Graphic 3: Distribution According to Types of Judicial News I

The types of judicial stories detected in the media (new media) research are as follows; the headings of relevant forensic news genres and / or genres were added to the study<sup>5</sup>:

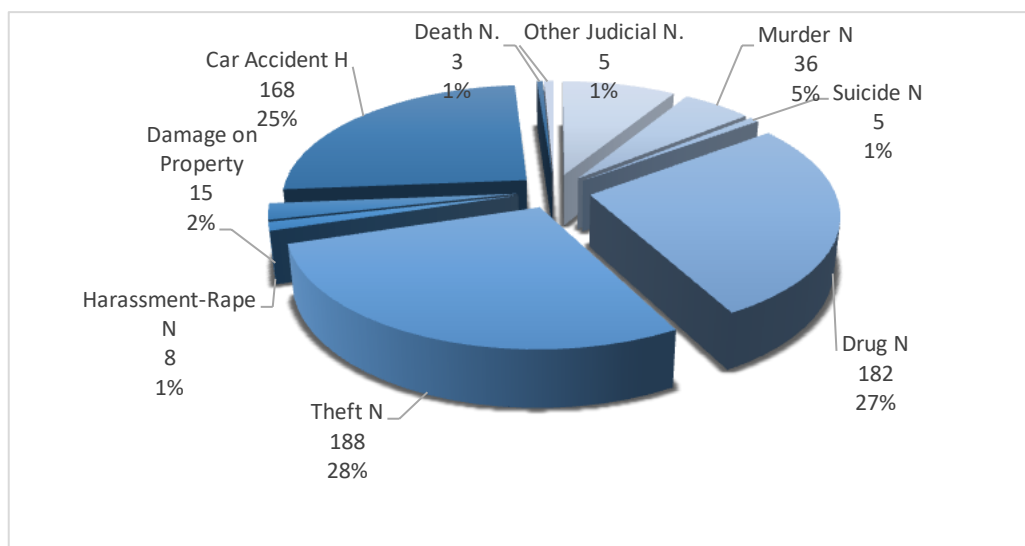
<sup>3</sup> Although the "Cyprus" category may lead to a perception that it represents the whole Cyprus geographically, in this case; is a category where only TRNC news is included. There are some exceptions as well.

<sup>4</sup> In the study, graphically, the data will be included / given below; to make it easier for reading / examination opportunities; the following figures / ratios are also included in the text, following the relevant graphical data, in order to allow additional explanations to be given where necessary / below.

<sup>5</sup> It is not according to the number of judicial news, numerically, at least or at most in the number of pieces; by alphabetical order, aimed at being read / examined more easily by readers.

1. Total Murder Stories: 52 articles (%5),
2. Total Battered Articles: 110 articles (%11),
3. Total Other Judicial Articles: 5 articles (%0),
4. Total Suicide Articles: 10 articles (%1),
5. Total Car Accident Articles: **223 articles (%21),**
6. Total Damage on Property Articles: 33 articles (%3),
7. Total Death Articles: 21 articles (%2),
8. Total Theft Articles: **296 articles (%28),**
9. Total Rape-Harrasment Articles: 28 articles (%3),
10. Total Drug Articles: **272 Articles (%26).**

Proportion of Articles Containing Ethical Violations in Judicial News



Graphic 6: Distribution According to Judicial Articles Which Have Ethical Violations I

Ethical violation has been identified in 670 of the above mentioned 1050 judicial reports. The numerical / proportional distribution of detected news containing ethical violation by type is as follows<sup>6</sup>:

1. Total Number of Articles Containing Ethical Violation of Murder: 36 (5%),
2. Total Number of Articles Containing Ethical Violation of Assault Articles: 59 (%9),
3. Total Number of Articles Containing Ethical Violation of Other Judicial Articles: 5 (%1),
4. Total Number of Articles Containing Ethical Violation of Suicide Articles: 5 (%1),
5. Total Number of Articles Containing Ethical Violation of Car Accident Articles: **168 (%25),**
6. Total Number of Articles Containing Ethical Violation of Damage on Property Articles: 15 (%2),

<sup>6</sup> Within the types of Judicial news, it is not based on the fact that the news containing ethical violation numerically corresponds to the minimum or maximum number of hits; by alphabetical order, aimed at being read / examined more easily by readers.

7. Total Number of Articles Containing Ethical Violation of Death Articles: 3 adet (%1),
8. Total Number of Articles Containing Ethical Violation of Theft Articles: **188 (%28)**,
9. Total Number of Articles Containing Ethical Violation of Harrasment and Rape Articles: 8 adet (%1),
10. Total Number of Articles Containing Ethical Violation of Drug Articles: **182 (%27)**.

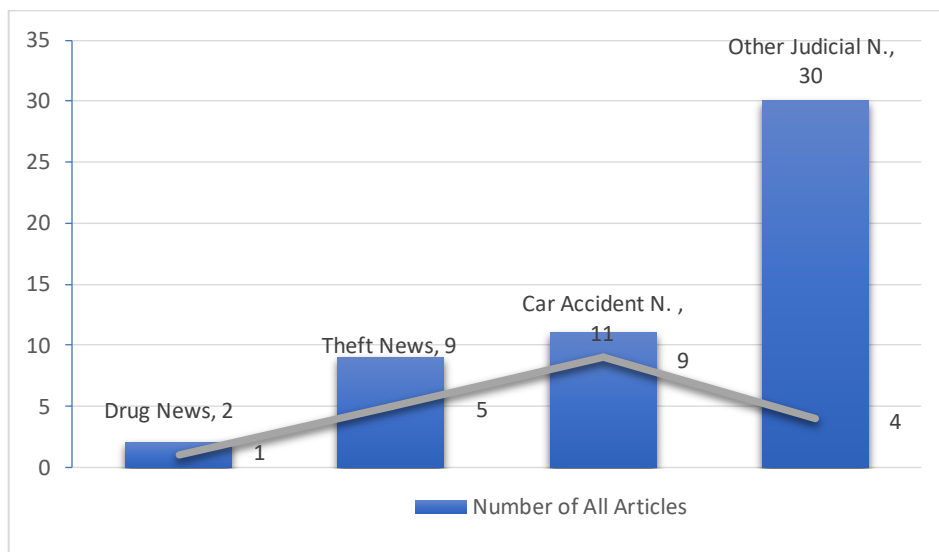
### CONTENT ANALYSIS

As mentioned above; the subject which matter includes ethical violations (forensic news); have been identified in 3 sub-categories with the highest violation rates; the quota has been determined within the sample; it should be reiterated that the relevant categories are: "Theft news", "drug news", "accident news". Within this scope, forensic news including 3 subcategories (theft news, drug news, accident news); are 10% of the news containing ethical violation were analyzed and content analysis was carried out. According to their type, the number of articles containing ethical violations subject to the analysis is as follows:

- Judicial Articles: 54 ~ **60** Articles<sup>7</sup> (12 articles per news website):
- Theft Articles: 18.8=19 ~ **20** Articles (4 articles per news website),
- Drug Articles: 18.2=18 ~ **20** Articles (4 articles per news website),
- Car Accident Articles: 16.8=17 ~ **20** Articles (4 articles per news website),

Total: 60 Articles<sup>8</sup> (12 articles per news website).

### Ada Haber



News: "Owner of the Driver School has been arrested!" ("Şoför Okulu Sahibi Tutuklandı!", 2017).

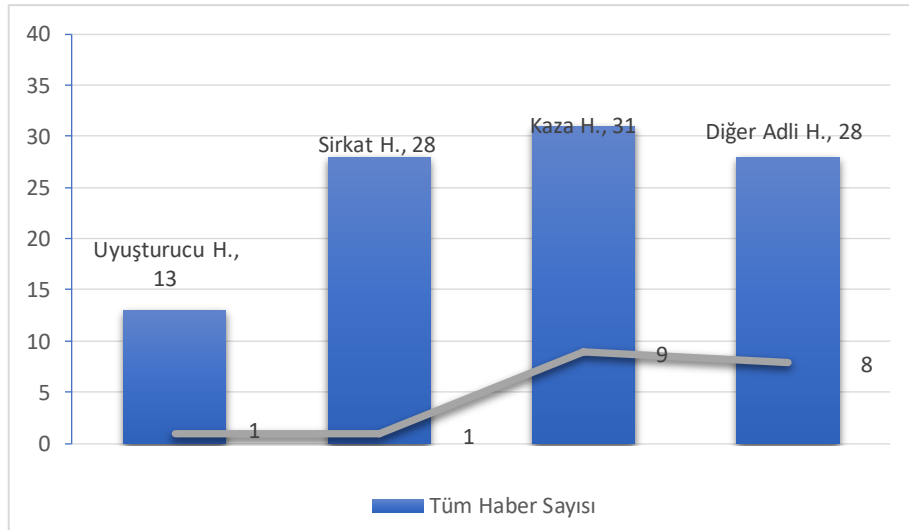
Analysis: In the news, it was stated that the owner of a driver's school was arrested because of providing a driver's licence with fraud documents. However, *even though the trial has not yet begun*,

<sup>7</sup>This figure reflects the total number of articles to be analyzed regarding forensic news (Theft, Drug and Accident news) containing ethical violations. However, since the study was a paper version and had limited space, one news item from the internet website have been analyzed. In the article version of the study, analyzes will be carried out in light of the figures given above.

<sup>8</sup>This figure reflects the total number of articles to be analyzed regarding judicial and political communications, including ethical violations.

ethical violation has become a matter of contradiction to the right to innocence and non-tainting, as the name and surname of the subject, abbreviated, instead of given only by initials.

### Detay Kıbrıs

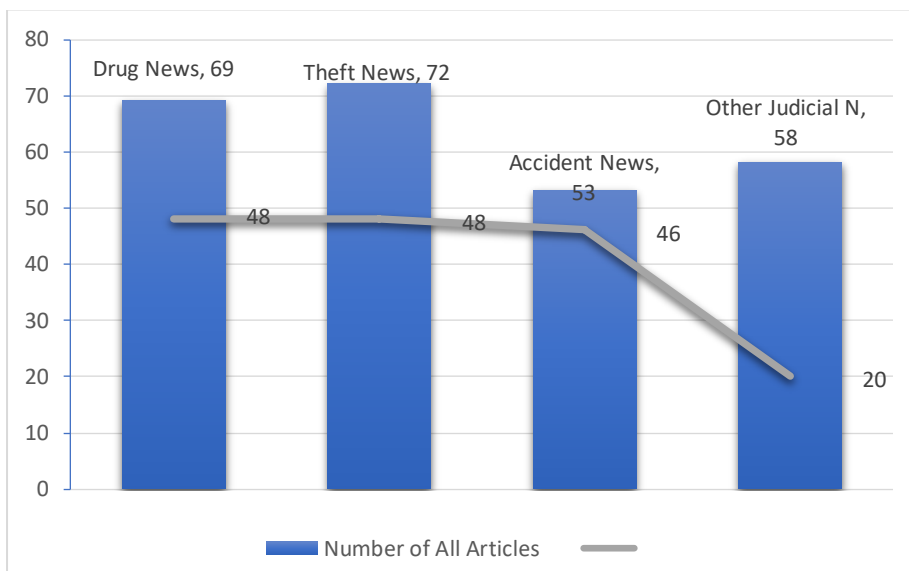


News 1: What kind of issue is that? The police, accused of fraud, had been tried for defrauding another person in 2013

Analysis: The story is about a person who have been gone for a trial which he accused of fraud.

On the article, it is clearly stated that no provision has been made by the court in relation to the allegation that the accused has indicted, the press did not respect the presumption of innocence by publishing the defendant's explicit name and photograph.

### Diyalog



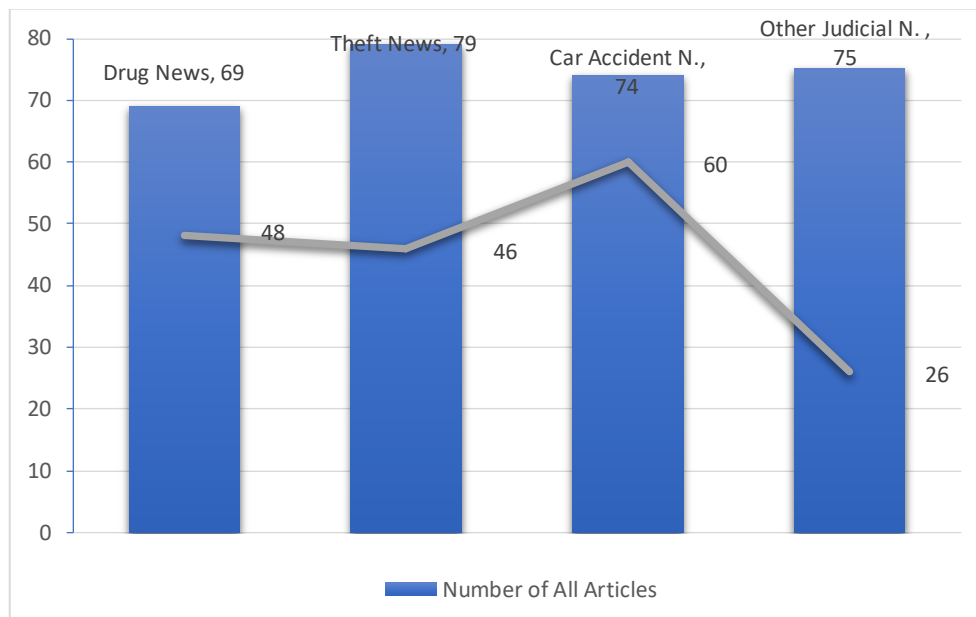
News: "Shocking Raid" ("Şok baskın", 2017).

Analysis: News tells a story about cocaine trafficking and DEA performing an operation to a house in Topçuköy. According to the story, DEA have found 300 grams of marijuana and some of which is

thought to be some cocaine. Story also gives information about the arrest of four people related to this issue.

Professional Journalism Principles clearly states that the media must be respectful of the presumption of innocence. It was stated in the story that the suspects are accused with the crime yet the court did not made any decision about the case. Therefore, there have been an ethical violation regarding to the issue that, the case is still going on but the papers shown suspects as criminals.

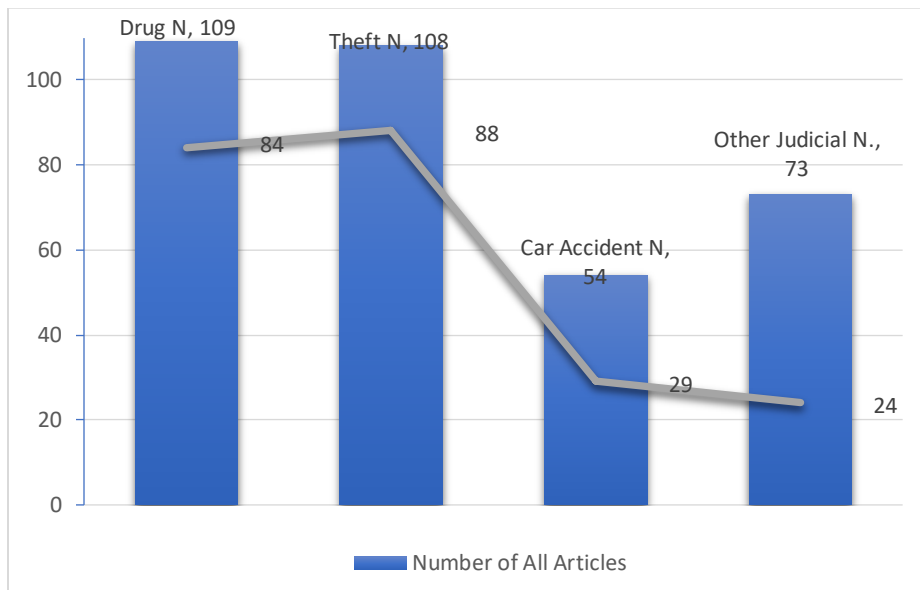
### Havadis



Story: “Drug at the students house” (“Öğrenci evinde uyuşturucu”, 2017).

Analysis: The story tells that, police force have made an operation to a Student resident in Nicosia, which they have been informed that there was a drug in the house. Story openly use the suspects names and surnames, who are still in custody and who have been in jurisdiction, are not abbreviated and their photographs are not compromised has led to ethical violations.

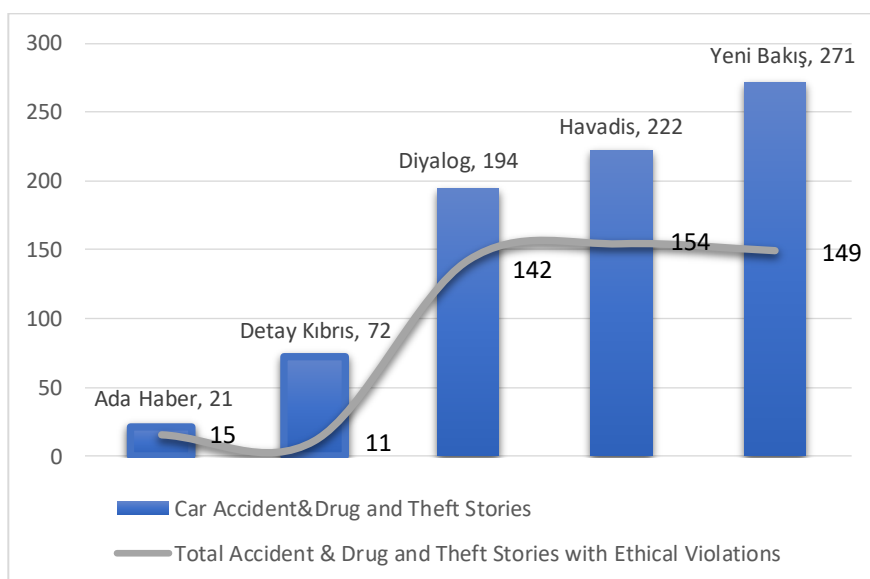
**Yeni Bakış**



News: "Terrible car accident" ("Feci kaza", 2017).

Analysis, Story shows information about a car accident near Pamuklu on the Karpaz Road. The contents of the stories do not give information about the plates of vehicles involved in the accident and to the names and surnames of the casualties, as it opposed to other similar news on the relevant territory, possibly due to the lack of access to relevant information, the photographs of the injured persons who were used as visual images, at the scene of the crime, on the first interventions of the healthcare crew could be affected by the violation of the privacy of the private lives of the persons concerned even though their names and surnames are not specified. This story has led to an ethical violation.

**General Comparison**





Graphic 26: Total Accident-Drug-Theft Stories/ Number of Car Accident Stores/ Number of Ethical Violations.

In the analysis of 5 internet news sites operated in the TRNC between November and December 2017, the most frequent publications in the forensic news and the most frequent ethical violations were identified as theft, drugs and accident news; In the context of the relevant categories, the ranking on the sites in terms of ethical violation rates are as follows:

Diyalog; 194 Stories/142 Stories containing ethical violations  $\cong$  %73

Ada Haber; 21 Stories/15 Stories containing ethical violations  $\cong$  %71

Havadis; 222 Stories/154 Stories containing ethical violations  $\cong$  %69

Yeni Bakış; 271 Stories/149 Stories containing ethical violations  $\cong$  %54

Detay Kıbrıs; 72 Stories/11 Stories containing ethical violations  $\cong$  %15

In this context, in the category of judicial stories, the Diyalog internet news site was identified as the site with the most ethical violations; Ada Haber and Havadis internet news sites followed the Diyalog news site with close proportions, The Yeni Bakış internet news site has been identified as an internet news site with the lowest ethical violations followed by approximately 10% fewer ethical violations than the previous sites. We have to mention first, it should be pointed out that there is a point of error about quantitative data. That is, in the sample, the ethical violation rate of the Havadis internet news site with the highest ethical violation in the forensic news category is 69% and the related rate of the new internet news site, Yeni Bakış is 54%. On the other hand, the number of news articles that contain ethical violations on the Havadis website 154; on Yeni Bakış it is 149. This is in direct proportion to the number of publications of internet news sites. Because, as the number of articles increases, the number of stories that contain ethical violations that are proportional to this number appears to be lower as a percentage.

## CONCLUSION

Conclusions and / or suggestions reached in the context of the study; will be counted in the following three items:

- **Raising Awareness and Vocational Educational Activities**

In particular, there are a number of discrepancies in the basic values of the basic press rights and freedoms and limitations mentioned above in publications made through new media, which are exemplified in other countries as well.

One of the most important violations in the TRNC is the stories about judicial events that are still in trial. In those related events, as the person has not yet been sentenced, and presumption of innocence is the principal case of journalism, name and surname of the suspect, his/her photograph being published is a major contrariety we faced in our analysis. Again and again, some of the new media news site members, even the most restrictive approaches, and copyright infringements are also problematic. This and many other ethical violations in the new media journalism are based on two issues:

- Lack of Education and Eğitim Eksikliği/Lack of Professional Consciousness,
- Expectation of high clicks on website

In this framework, the first title, lack of education / vocational consciousness, may only be relevant in the context of increasing educational-awareness activities.

Firstly, it is necessary to mention that in order to be able to work as a member of the press<sup>9</sup>, people should be graduated from the Faculty of Communication of the universities. However, in this field it is important to graduate from related undergraduate programs of universities, which is a basic condition for fulfilling the task, just like the profession of a lawyer or the profession of a doctor. Otherwise, insufficiently educated individuals are seen as "cheap labor"; and accordingly, legal and ethical principles will not be able to be prevented in the sector.

If educational deficiencies are addressed on the basis of inadequacy of professional consciousness, the problem is also related to the lack of knowledge and / or ignorance of professional principles of members of the press. Overcoming this situation, again, is to increase the awareness raising activities; It is necessary for universities to participate in these trainings and provide educational benefits before and after graduation, supplementary trainings, symposiums, conferences and panellars, support of education and important to all.

- **Improvement of Legal Regulations/Making it operative**
  - Revision of Press Act

It will be appropriate to emphasize once again the necessity of revising the TRNC Press Act. Because the limits of the ethical and moral boundaries are not drawn in the media. However, like the new media, there is now an important platform that is an alternative to the mainstream media. And the subject matter of the new platform, from the mainstream media, is quite different in terms of speed and accessibility. And the subject matter of the new platform, from the mainstream media, is quite different in terms of speed and accessibility.

In the study, how it has been revealed that ethical violations reaching to the advanced point can be discussed with the publications realized through new media news sites. Of course, there is a need for a psychological examination in addition to legal and ethical examination of the consequences of these issues. Because the honor and dignity of the individuals, which are contrary to the ethical and legal principles, and which are damaged in front of the society, may cause many psychological problems to arise. In this context, both the mainstream media and the media should be included in the media in order to regulate and broaden the rights and freedoms of new media members in a comprehensive manner.

- Making the Act of Information Operative

Again, the necessity of publishing through the media and new media within the framework of ethical and moral values stated above; should be regulated under the rules of law as well as Acts of Information.

The emergence and change of the internet, following its stages, as mentioned, is based on the high importance in the period called "digital age" it became apparent that the activities carried out in this environment should be regulated by the legal profession, functionally studying irregular human behavior.

In the framework of technological developments, the information law, which is the collection, processing, preservation and protection of the information that human beings use in technical, economic and social fields via electronic and similar machines, and the settlement of the disputes arising therefrom, is used in various countries, legal data (positive law). In the TRNC, the related offenses remain unpunished, as there is no currently enacted Act of information. This is one of the most important reasons for ethical violations.

On the other hand, in the Republican Assembly of the TRNC, despite the decision to draft a Act of Informaion in the related commission and the decision of the General Assembly to discuss the draft law, there has been no development yet. In this context, there will be no criminal offense or

---

<sup>9</sup> In this proposal; in the current structure, without a bachelor's degree, from years of working as a member of the press and with high consciousness, individuals who comply with personal rights, other legal principles, and very natural communication principles have been worthy.

punishment. According to the basic criminal law principle, those who contradict the ethical and moral values stated in the publication, prepared and published on the new media can not be punished.

In the case of a long-lasting need for information law, all sharing on the new media, and therefore the publications of members of the press, will be subject to denial, thus avoiding ethical and non-ethical publications and / or deterring the publication of such publications; if they are done, they will be punished.

- **Equipping the Media Ethics Board or Equivalent to Build with a Power of Sanction**

The necessity of using important journalistic principles and press rights and freedoms in this framework, which the Media Ethics Committee, which is mentioned in detail in the study, includes under the professionalism of journalism; As mentioned above, the media ethics committee is not fully effective in making ethical violations, although it has high importance, because it does not have material sanctions.

The Board does not have any power of sanctions on the complaints or decisions made by the Court. In other words, the board cannot remove the issue of infringement from a media organization that has committed an ethical violation or to a new media organization / site; imposing material sanctions such as ensuring compensation for violations; more often, it applies spiritual sanctions such as condemnation and warning.

The main duty of punishment, of course, is the courts, but the behavior and publications of members of the press, contrary to the limitation of press rights and freedoms, must also be restricted by the press law in advance; On the other hand, regarding the sharing of these news on the internet, it is necessary to punish these actions by entering into the Act of Information.

Moreover, when the decisions made by the foundation are examined, it is seen that a significant proportion of the mainstream media is related to ethical violations over the new media. The fact that violations of ethics in internet journalism activities are at a high level is the reason why these violations are going to go unpunished.

In particular, there are a number of discrepancies in the basic values of the basic press rights and freedoms and limitations mentioned above in publications made through new media, which are exemplified in other countries as well.

However, in the study, as we are not dealing with the Supreme Broadcasting Board established by the TRNC State, which regulates broadcasting of radio and television stations, is capable of enforcing power of sanctions in its decisions, including having principles similar to the principles of the ethics committee, and may make decisions such as monetary penalty (compensation), broadcasting suspension. Thus, media organizations feel obligated to comply with ethical standards.

Equal authority and equality of ethics (or any other body to be created by the state, based on legal grounds, and to conduct an ethics breach inspection in the media and in the new media) should also be recognized as a legal contradiction at the same time, it will be possible to make decisions that can be supported by material sanctions for the compensation of the damages.

## REFERENCE LIST

- Badiou, A. (2004). *Etik, Kötülük Kavrayışı Üzerine Bir Deneme* (Trans. Tuncay Birkan). İstanbul: Metis.
- Bu nasıl iş? Dolandırıcılıkla suçlanan polis, 2013'te de başka bir şahsı dolandırmaktan yargılanmıştı (2017, December 24). Retrieved from: <http://www.detaykibris.com/bu-nasil-is-dolandiricilikla-suclanan-polis-2013te-de-baska-bir-sahsi-dolandirmaktan-157855h.htm>
- Feci kaza (2017, December 1). Retrieved from: <http://www.yenibakisgazetesi.com/feci-kaza/26346/>
- Gitelman, L. (2006). *Always Already New Media, History, and the Data of Culture*, The MIT Press.
- Lin, B. T; Y. J. Li; F. Deng & L. Lee, (2013). "Understanding New Media Literacy: An Explorative Theoretical Framework", *Educational Technology & Society*, 16 (4): 160-170

Manovich, L. (2001). *The Language of New Media*, MIT Press

Öğrenci evinde uyuşturucu (2017, November 23). Retrieved from: <https://www.havadiskibris.com/ogrenci-evinde-uyusturucu-3/>

Şoför Okulu Sahibi Tutuklandı! (2017, December 7). Retrieved from: <https://www.kibrisadahaber.com/sofor-okulu-sahibi-tutuklandi-130450h.htm>

Şok baskın (2017, December 22). Retrieved from: <http://www.diyaloggazetesi.com/kibris/sok-baskin-h58269.html>

Uzun, R. (2007). *İletişim Etiği Sorunlar ve Sorumluluklar*, Ankara: Gazi Üniversitesi İletişim Fakültesi Kütüphanesi 40. Yıl Yayınları.

**CITATION:** *Proceedings of IBAD 2018 – 3<sup>rd</sup> International Scientific Research Congress on Humanities and Social Sciences, July 9-11, 2018 - Skopje, Macedonia*

**ISBN:** 978-605-66529-2-9

**DOI:** 10.21733/ibad.449283

**PAGES:** 67-72

## **IDENTITY FOR THE DISABILITY AND PRESENTATION OF INTERNET NEWS IN DISABLED NEWS: NORTHERN CYPRUS TURKISH REPUBLIC EXAMPLE**

**Fevzi Kasap<sup>1</sup>, Ayhan Dolunay<sup>2\*</sup>, Pinar Gurcinar<sup>3</sup>**

67

<sup>1</sup> Assoc. Prof. Near East University, Faculty of Communication, TRNC. fevzi.kasap@neu.edu.tr

<sup>2</sup> LL.M. Near East University, Faculty of Communication, TRNC. ayhan.dolunay@neu.edu.tr

<sup>3</sup> MS., Near East University, Graduate School of Social Sciences, Media and Communication Studies PhD. Program. PinarGurci@garanti.com.tr

\* Corresponding author

### **Abstract**

An important title among the social causes of violence: "Mass Media", the interest in mass media with developing technology; brings with it the effect of our life. With mass media, behavior patterns, values and ways of thinking of the society are gained to individuals and help to internalize the learned. The power of these tools is due to the ability to communicate the same message to a very different individual, multiple and different messages. In study, in order; what types of violence are and types of violence against them; media, barriers and violence relations, Cyprus, Havadis and Agenda between September 2016 and September 2017 will be covered how violence against Cyprus news stories are created.

**Keywords:** New Media, Mass Media, Disability, Internet News, TRNC.

*July 9-11, 2018 Skopje-MACEDONIA*

## **General Information**

### **The Importance of Research**

Considering the theoretical information on the effect that the violence news may have on the following mass according to the content and presentation, the objections can be understood more clearly.

- Social-Cognitive Learning Theory,
- Desensitization Theory,
- Social Comparison Theory.

When all this information is taken into consideration;

- violent news from the local press,
- presentations of news,
- and the impact of these reports on society seems to be an important issue that needs to be assessed versatile.

### **Purpose of Research**

Purpose of the research; Evaluation of violence against persons with disabilities in local internet news sites in the Turkish Republic of Northern Cyprus in terms of quality and quantity.

In the study, three types of narration about how violence against persons with disabilities were presented at the time of publication were separated

- Short Story News,
- Event News
- Spot News.

Also, according to the way the newspapers transmit the event;

- Responsible reporting,
- Sensational reporting.

In the study, reports of violence against the disabled, reflected in the press, will

### **Definition of violence**

To prevent a person from developing comfortably or completing this development, he or she may be required to take some form of natural processes, without undue constraints on habits, with a condition accepted outside of a human being, with spiritual or physical repression of behavior, the whole set of actions.

Violence is not just about physical or property; but also actions that affect the mental-psychological state of the individual.

In the research, especially the type of taking place in this kind of violence and media has been included.

## **TYPES OF VIOLENCE AGAINST DISABILITIES**

- Physical Violence

All kinds of pain and harmful movements involving rigidity and brute force towards the disabled body.

- Economic Violence

Economic violence can be either in the form of barring the use of the property of the disabled person or in the form of forced charging.

- Sexual Violence

Any unwanted sexual behavior or vocabulary towards the body of persons with disabilities can be considered sexual violence.

- Verbal Violence

The type of violence that results in emotional trauma, such as disability, destructive criticism, shouting, mocking, blaming, insulting words for obstruction.

- Psychological Violence

The type of violence applied to the feelings and thoughts of disabled people.

Individuals with disabilities are faced with the types of violence mentioned above in every field of life and in every environment. In this case, the main problem of the media is to investigate the position of the written media in particular.

The language and the forms of representation used by the individual with disabilities in the media and the degradation and stereotypes of the disabled individual in the society contribute to the reproduction of the stereotypes.

Written press, disabled people, with exceptions, usually; It is not in the "decision-making, opinion-giving" position, but, unfortunately, the "victim, who is suffering, poor, needing constantly, It is enough to represent and reinforce it with the images like.

## **VIOLENCE AGAINST PERSONS WITH DISABILITIES IN THE MEDIA**

Internet newspapers, as an important branch of the media; high circulation (circulation) expectation. In this respect, they are giving news that attract people.

The media reports violent acts in the society, creating tension and negativity, being an unusual event, and possibly creating an emotional impact on the individual.

The greater the impact of crime on society, the more likely the media is to report the crime. From this point of view, the written press frequently gives news about violence against disabled people as a type of news that attracts readers attention

In this regard, when we consider media reports of violence to be more intense and violent for the sake of more follow-up, it can negatively affect viewers / readers

## **Research Method**

This study examines how internet news sites transmit violent news of violence to readers with quantitative and qualitative analysis methods. Our work examines the violence news for disabled people via Cyprus, Havadis and Agenda Cyprus internet news sites. The

extent of violence against people with disabilities was examined through news from internet news sites between September 2016 and September 2017.

Cyprus, Yenidüzen and Havadis in the review of the newspapers,

- What type of violence they are exposed to,
- How violent news is transmitted,
- How it is represented.

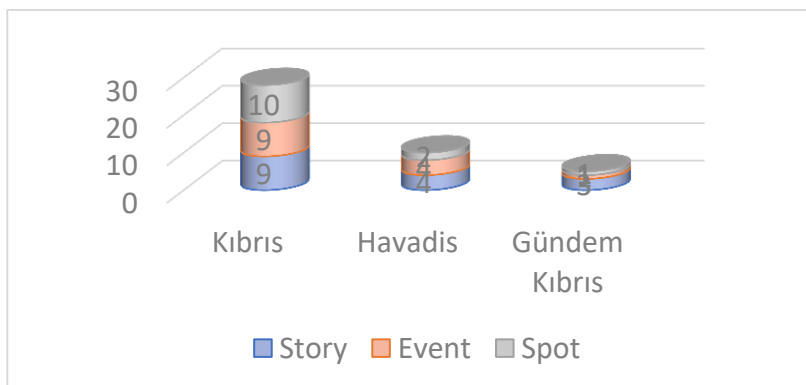
Related news / news;

- Formal and numerical properties,
- Numerical distributions of the information about the victims,
- Numerical distributions of information on actors applying violence have been determined.

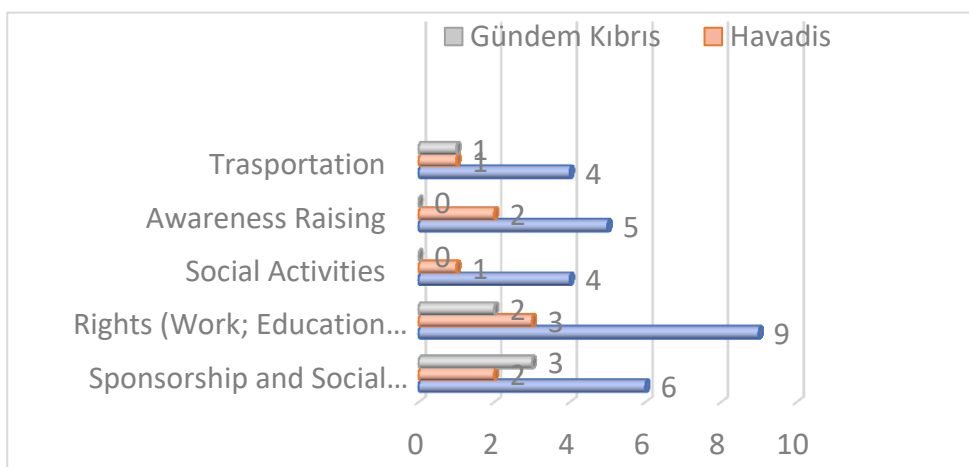
In addition, the social impact of the language that the press used to report on violence against people with disabilities was also discussed.

**Results: Reflections of Violence Against Disabilities to the Press in the Turkish Republic of Northern Cyprus**

*Distribution by News Types*



*Distribution of Violence by Tape*





## Headlines

It also appears in the stylized news headlines that related internet news sites use in the form of reporting violent acts against people with disabilities. This situation, which is aimed at increasing readership, also brings with it the fact that newspapers present the content of the violence content in an emotional and interesting way.

In the titles that newspapers use to present news of violence against people with disabilities, we can give the following examples of "sensational" style:

"There are 6 Parents with Disabilities" (Kıbrıs, 4 December 2016)

"Not Living" (Kıbrıs, 1 January 2017),

"Since 2006, there are no disabled employment" (Havadis, 11 May 2017).

"We live in imprisonment with impunity" (Kıbrıs, 17 May 2017),

"Annesinn Abortion Waits for a Handicapped Child" (Gündem Kıbrıs, 26 September 2017).

## CONCLUSIONS AND RECOMMENDATIONS

People with disabilities are among the most important victims of violence, an important social problem. All over the world, acts of violence against people with disabilities are widespread. Violence against disability is not always physical. Sometimes it can show itself in verbal qualities such as humiliation, disdain and mockery, while the right to life, transportation, education, etc. it is possible that we are not talking about the existence of violence when they are restricted in matters.

The modern individual, who is trying to follow developments outside the periphery through mass media, is inadvertently affected by the language and style in the news presented through these means. Our work has examined how violence against disabled people is reported in Cypriot, Havadis and Agenda Cyprus internet news sites between September 2016 and September 2017. As a result of our study, we have determined that the news about this subject is reported in a sloppy, casual style in the related newspapers and time periods.

Although mass media can not be described as the main source of violence in the society, they can play a role that justifies living events, increases their effectiveness and creates a second grievance on the victims. It is necessary for the written press to act with a responsible journalistic mentality and pay attention to the language used in these reports in order to prevent the role of violence against the disabled and its legitimizing role. It should avoid a style that affirms violence in the awareness of the readers of every segment of the society that the written press has done.

There is also a need for projects to make readers aware of the adverse effects of the media. In this context, reading the media and understanding the nature of the media should be given in a widespread and effective way, rather than passively reading content presented in the media, to be selective, to gain the ability to look at it critically, and to be aware that many things presented in the media have a fictional character.

## **REFERENCE LIST**

- Alpago, C. (2006). "Kadına Yönelik Şiddet ve Kadın Sığınma Evleri Olgusu", Basılmamış Yüksek Lisans Tezi, İstanbul: İstanbul Teknik Üniversitesi Fen Bilimleri Enstitüsü.
- Cengiz, E. (2012). Medyanın Efendisi Şiddet. İstanbul: Doruk Yayıncılık.
- Engelli Kadın Derneği, Türkiye’de Engelli Kadına Yönelik Şiddet Raporu, İstanbul: Sabancı Vakfı Yayınları, 2013-2014.
- Gökkulu, G. and Hosta, N. (2013). Basında Kadına Yönelik Şiddet Haberlerinin Analizi: Hürriyet, Sabah ve Posta Gazeteleri Örneği, International Journal of Social Science, 6(2).
- Gökulu, Gç, (2012). Perceived Risk of Victimization and Fear of Crime: Fear of Crime Among University Students in Ankara, Lambert Academic..
- Halıcı, C., (2007). Gazete Haberlerinde Kadına Yönelik Şiddet: Posta ve Takvim Gazetelerinde Kadına Yönelik Şiddet Haberleri Üzerine Bir Araştırma, Yayınlanmamış Doktora Tezi Eskişehir: Anadolu Üniversitesi Sosyal Bilimler Enstitüsü.
- Mora, N. (2008). Üçüncü Sayfada Türk Toplumunu. Uluslararası İnsan Bilimleri Dergisi. <http://www.insanbilimleri.com>
- Mishaud, Y. (2012). Şiddet. İstanbul: İletişim.
- RTUK (2005). Televizyon Programlarındaki Şiddet İçeriğinin Müstehcenliğin ve Mahremiyet İhlallerinin Ruh Sağlığı Üzerindeki Olumsuz Etkileri.
- Sanders, B. (1999). Öküzün A’sı Elektronik Çağda Yazılı Kültürün Çöküşü ve Şiddetin Yükselişi, Çev. Şehnaz Tahir, İstanbul: Ayrıntı Yayınları.
- Van, Dijk (1985) Structure of the News in the Press, Discourse and Communication: New Approaches to the Analysis of Mass Media Discourse and Communication, Berlin.
- Yılmaz, M., Balcı Çelik, S., Şanlı, E., & Gençoğlu, C. (2011). Samsun Yazılı Basınında Yer Alan Bilişsel Çarpıtmalar: Tarama Çalışması,Samsun Sempozyumu. Samsun: (Sunulmuş Bildiri).
- Williams, R. (2003). Televizyon, Teknoloji ve Kültürel Biçim. Ankara: Dost Yayınları.

**CITATION:** *Proceedings of IBAD 2018 – 3<sup>rd</sup> International Scientific Research Congress on Humanities and Social Sciences, July 9-11, 2018 - Skopje, Macedonia*

**ISBN:** 978-605-66529-2-9

**DOI:** 10.21733/ibad.449286

**PAGES:** 73-81

## **THE SOCIAL INFLUENCE OF SOCIAL MEDIA ON YOUNG PEOPLE'S DECISIONS: TRNC-NICOSIA EXAMPLE**

**Cüneyt Kurtulan<sup>1\*</sup>, Ayhan Dolunay<sup>2</sup>, Fevzi Kasap<sup>3</sup>**

<sup>1</sup> Dr., Near East University, Faculty of Communication, TRNC. [cuneyt.kurtulan@neu.edu.tr](mailto:cuneyt.kurtulan@neu.edu.tr)

<sup>2</sup> LL.M. Near East University, Faculty of Communication, TRNC. [ayhan.dolunay@neu.edu.tr](mailto:ayhan.dolunay@neu.edu.tr)

<sup>3</sup> Assoc. Prof. Near East University, Faculty of Communication, TRNC. [fevzi.kasap@neu.edu.tr](mailto:fevzi.kasap@neu.edu.tr)

\* Corresponding author

### **Abstract**

The youngsters, who are the most important stones of the social structure, are a very important group in terms of political participation. Especially voters who have just completed their 18th birthday and will vote for the first time makes political parties and candidates' agenda busy. Because the mass that we can call the vote or not yet ossified is mostly composed of young people. This becomes even more important because population density is at a level that will determine the outcome of the election in the societies formed by young people. Political campaigners at this point are working on decision making mechanisms of young people, trying to direct them to vote and to influence their final decisions. Social media tools such as Twitter and Facebook are among the tools that political actors use to reach young voters during the election process. In this study, it is aimed to show how important and preliminary the activities conducted on the internet and the social media tools on young people 's voting decisions and the tendency of young people to vote. In line with this aim, a questionnaire was applied to six different provinces of the Turkish Republic of Northern Cyprus, through a face-to-face interview, from the universe of young people between the ages of 18 and 29, determined from the number of official voters, In addition, face-to-face in-depth interviews were conducted with the interview group, which was also formed as a random sample.

**Keywords:** Political Communication, Voting, Youth, Social Media

*July 9-11, 2018 Skopje-MACEDONIA*

## **INTRODUCTION**

The political communication that arises from the relation of politics and communication, which forms the lifeblood of political life has become a form of communication that political parties and actors frequently use today. Communication technologies, which are one of the most important factors that enable these two fields to function under one roof, ensure that messages with political content are transmitted more easily and quickly. According to Kalender (2007), "the most basic choice of political parties is to win and to be in power. Political parties use various communication means and techniques to achieve this goal. " These communications, tools and techniques have made two different disciplines complementary to one another, such as politics and communication that make political life meaningful and facilitated. Political communication arising from this union is an effort to persuade voters to create an image in a positive way and to be persuaded by voters' consent. In the formation of this consent and in the shaping of the voting decision, great tasks are taking place for internet and social media tools, which are an important mass media tool and especially today the young people are chasing after them. Political campaigns and communication campaigns conducted by political parties or candidates during elections have been an important factor influencing political decisions and voter behavior (Cucu, 2012: 38). With the election campaigns carried out, it is aimed to provide information to the electorate, to make movements, to make decisions and to have political participation. Forms of political participation may be at an initial level, such as voting, following an agenda, as well as being a member of political parties, actively participating in political events. Among the elements that increase political participation and perhaps cause the change of election fate are internet-social media tools which act as a medium of mass communication. The Internet-social media tools are helping young people in political parties and candidates need political vigilance and political participation, especially in the long run. Internet-social media tools are actively used in political life because of their ability to instantly reach out to a wide audience and to meet different opinions at a common point (Gökçe, 2010: 223). The internet-social media tools that are developed due to communication technologies play an important role in informing young people and actively participating in politics. For this reason, the issue of youth in terms of political information, decision making and political participation should be emphasized. While the political participation levels and political behaviours of young people ensure that important data are obtained when the political process is managed, young people who have an important place in this process are informed both politically and via social media and have the opportunity to participate in political process in various forms. For this reason, internet-social media tools are becoming important tools in shaping young people's political decisions by having a guiding and informative role.

## **GENERAL CONCEPTS**

### **Political Communication Concept**

Every political party or candidate has certain goals on the way to power. The notion of political communication, which brings together the political parties or candidates' efforts to establish government on the axis of policy and communication and has an important role in reaching these goals, is of great importance for the political actors to be informed about the political decisions to be taken by the voters in reaching them (Gackowski, 2013, .45).

According to McNair (2011, p.3), political communication is defined as "all forms of communication carried out by politicians and other political actors in order to reach specific goals". Political communication has emerged entirely in accordance with needs. The concept has come to the question with the use of political content by political parties or candidates (Tokgöz, 2013, p.35)

The strong communication with voters will speed up the process of persuasion and will ensure that the efforts shown return to political parties or candidates as votes. In establishing this communication, the elements that constitute social media are crucial for candidates (Rapture, 2017, p. 184).

Political communication focuses on three main issues; these are the provincial government. The second is composed of voters who constitute the lifeblood of the election, and the third is the mediator, which produces political content and allows the content to be shared with the public (Lilleker, 2006, p.1).

Political communication is a communication activity that provides circulation of political messages, political parties or candidates, electorate masses and political campaigns. It is up to media organizations to be active in the process of party or candidates and to be able to hear voters' voice freely. These tools are the actors of political communication through their power and influence. The traditional media, which is one of the most important means of ensuring political communication from past to present, has now left its place to the internet and social media tools, namely the new media, with the development of new communication technologies. In short, political communication is the host of all sorts of communication that is politics. Political parties or candidates have the opportunity to appeal to the right field by screening the pulse of public opinion through political communication (Wolton, 1991: 51)

### **Youth Concept**

Youth is the beginning of a new life in which human beings live the most active times they have formed in their lives and shape their identity and personality (Akin, 2014: 10). The concept of youth includes three topics, biological, psychological and sociological. While the individual is completing his / her development and experiencing change, these three processes also take place (Burcu et al., 2014: 56).

Youth is often thought of as a sheltered passage or stopover from childhood to adulthood (Spatscheck, 2014: 108). Youth is also greatly influenced by the economic, social and political factors in which the individual lives.

The concept of youth may vary according to each group. Socio-economic developments of societies, cultural structures, traditions and customs, educational levels and similar factors determine the upper and lower limits of the level of youth in a society. While the lower limit of youth age is generally accepted as the age at which compulsory education ends, the upper limit also varies according to the nature and nature of various studies (Çelik, 2013: 31).

There is no youth definition or age range, which is passed on to the concept of youth and accepted by the majority. Some studies are young, 12-24 age group, others 15-24 or 15-30 age group. The United Nations Educational, Scientific and Cultural Organization (UNESCO) defines individuals, as young people, who are between the ages of 15-24 (Gür, et al., 2012: 4).

"Young people have different daily life practices in terms of age, gender, economic, social, family and cultural situation, education level, place of residence, social class and other reasons" (Yentürk, 2014: 13). It should be taken into consideration that the young people with different demographic characteristics, which have different lifestyles, are under the same concept roof, but that their needs and demands may differ.

### **Social Media**

With the development of new communication technologies, internet based applications that we can call social media have come into use and are being used frequently. These Internet-based technological applications are increasingly interacting with the users every day. This interaction is realized through the sharing of photos, videos, texts and similar contents in the medium we call social

media (Komito and Bates, 2009: 233). Social media is a fast and effective form of communication that removes the limits of time and space.

In social media, there are many different social networks and collective groups. With these environments, people introduce their own institutions, communicate their messages to other people, establish friendships and socialize. Social media offers many opportunities and ideas as the newest type of online media, which is the fastest and most shared. Social media has also been used frequently by political parties or candidates in recent times. It has become an important means of communicating, especially when politically motivated campaigns are transferring voters and politicians are making their voices heard by voters.

The frequent use of social media by young individuals has mobilized political parties or candidates who want to convince these individuals and win votes. Political actors who aim to design their political messages through social media and reach young masses have become active social media users especially during the election period.

### **THE ROLE ON SOCIAL MEDIA BEING BEHAVIOR**

The social media's publicity creation and impressive power are indisputable facts in recent years. It is one of the important means of communication that gathers large quantities on a single topic, contributes to the formation of different opinions, and most importantly interacts. This feature of the social media has enabled the political party or candidates to move towards this field and to carry out their political activities through this field. Social media has an important place in the formation of political decisions as well as in many subjects. Political content issues such as photos, videos or texts shared on Facebook, Instagram, Twitter and similar social platforms enable individuals to orient themselves to the political process, to be interested in this process and to be aware of the issues. Social media, therefore, has great importance in persuading undecided voters in society and making a decision. Especially in election periods, these networks, which are equipped with political messages by political parties or candidates, help voters to make decisions and be persuaded, as well as help each persuaded voter to return to the political party or candidates as a vote.

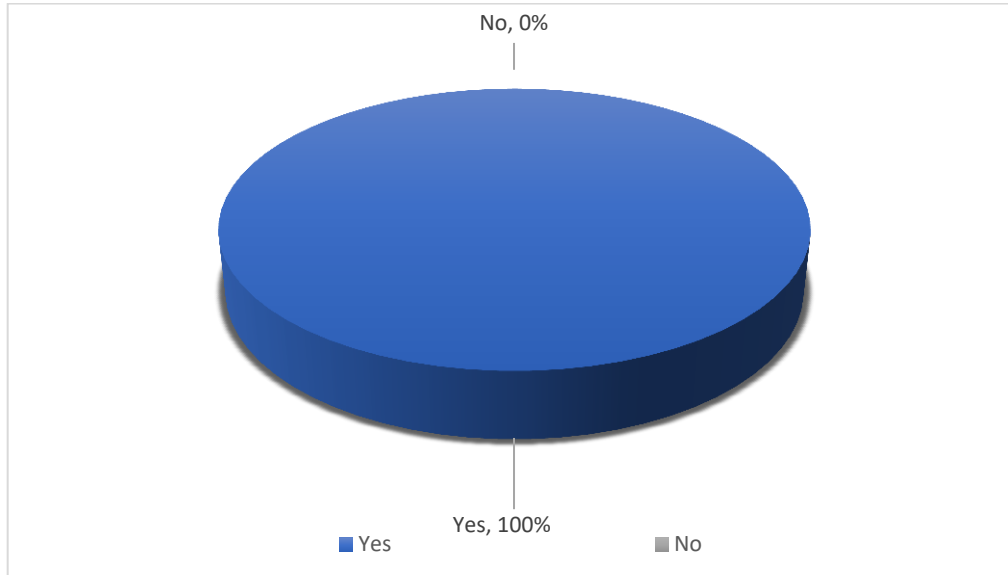
Especially in recent years, with the development of new communication technologies, social networks; political communication, election campaigns and organizational processes and reached an indispensable level (Çakır and Tufan, 2016: 10). Young people, known as active users of social media, are also closely followed by political parties or candidates during election periods. Political campaigns carried out via social media are of great importance when these masses, which we call floating scout votes, are beginning to form new political decisions. Today, social media has become one of the most powerful weapons in the world, especially in the United States (USA), where actively campaigning of political content is actively conducted throughout the world.

### **ROUTER EFFECT ON SOCIAL MEDIA'S JUSTIFICATION REQUIREMENTS: TRNC-NICOSIA EXAMINATION**

#### **Research Method and Evaluation of Data**

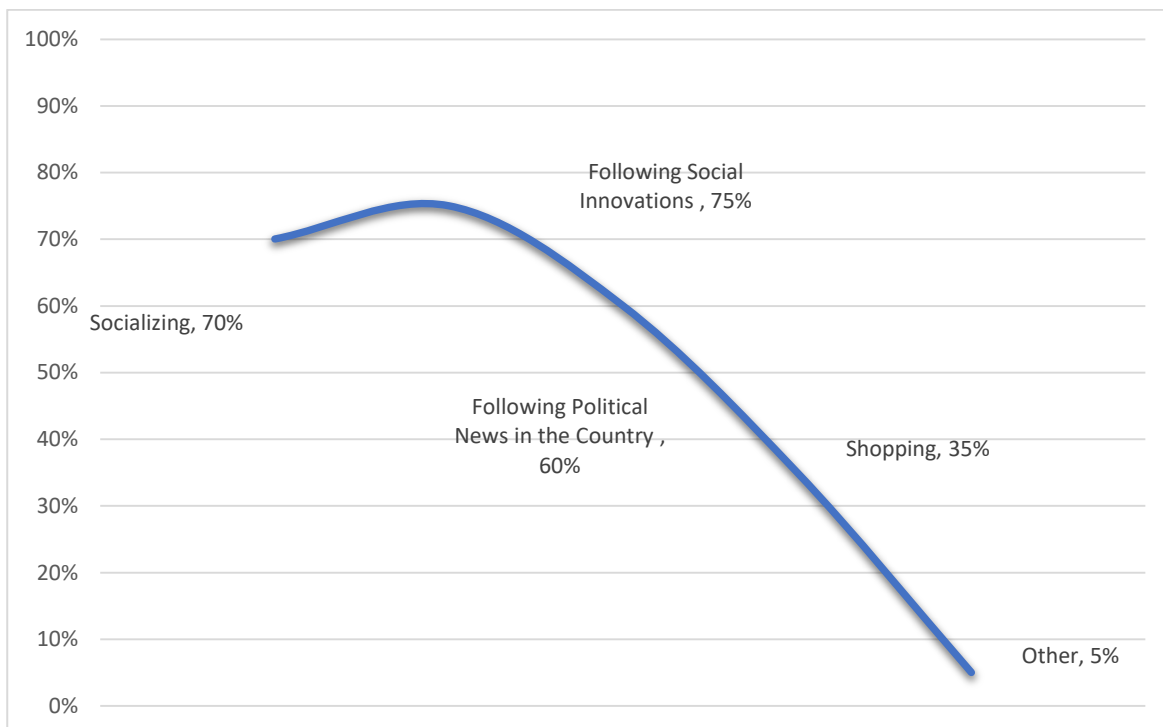
In this research, interview technique was utilized, which is one of the qualitative research methods. In the light of official data obtained under the Law on Information from the TRNC Higher Election Board, 18-25 voters who live in the city of Nicosia with the highest voter turnout the most significant part of the research. The corresponding number is 6174. On the other hand, the group the interviews were applied was determined by objective sampling and snowball technique consisting 20 people. After reviewing the results, numerical values were obtained by giving percentages to the answers.

Table 1 gives the social media usage rates of the respondents. It was determined that the respondents said yes with 100% to the interview questions. This shows us that the young voters in the 18 to 25 age group living in the Nicosia province of the TRNC are strictly social media users.



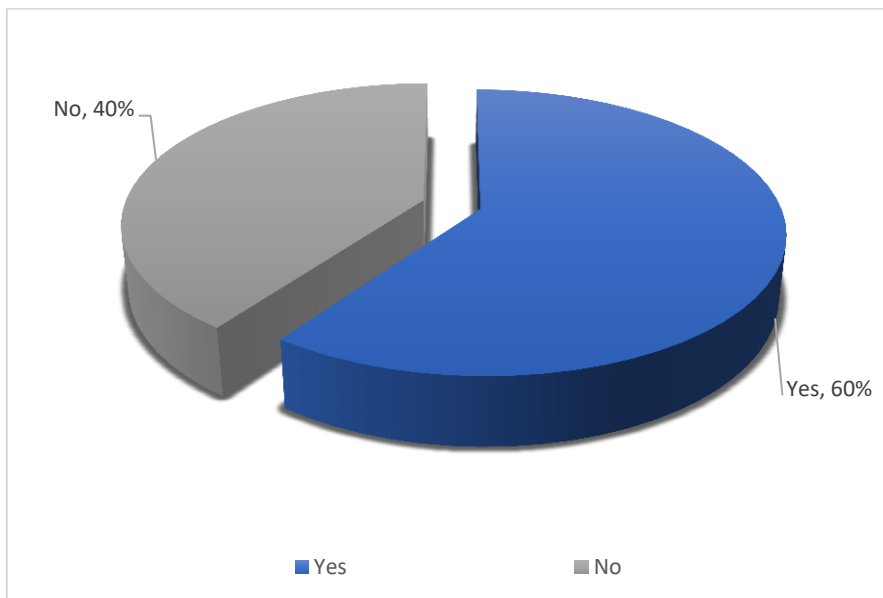
**Table 1: Social Media Utilization Rate**

Table 2 examines the social media usage of young voters. As a result of the analysis, voters between the ages of 18 and 25 living in the Nicosia province were found to use the social media with the goal of following social innovations by 75%. It has also been determined that 70% use social media, 60% follow political news in the country and 35% use social media for shopping.



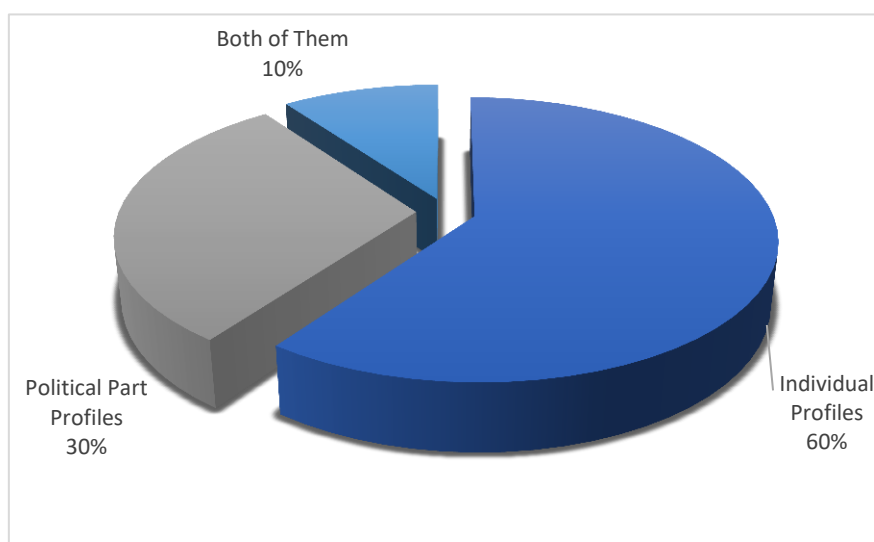
**Table 2: Social Media Usage Objectives**

- a. Table 3 also examines whether or not voters will follow political profile and / or pager. As a result of the review, it has been revealed that young voters follow political profiles or pages through social media accounts by 60%. 40% of the voters did not follow the election at all.
- b. Whether following or not.



**Table 3: Political Profile and / or Page Tracking Ratio**

In Table 4, voters' individual profile with political content and follow-up of party profiles were given. It was seen that 60% of the respondents followed individual profiles, 30% followed the political party profile and 10% both. This demonstrates that voters act in line with their needs and expectations and can support candidates of different political parties or independent candidates.

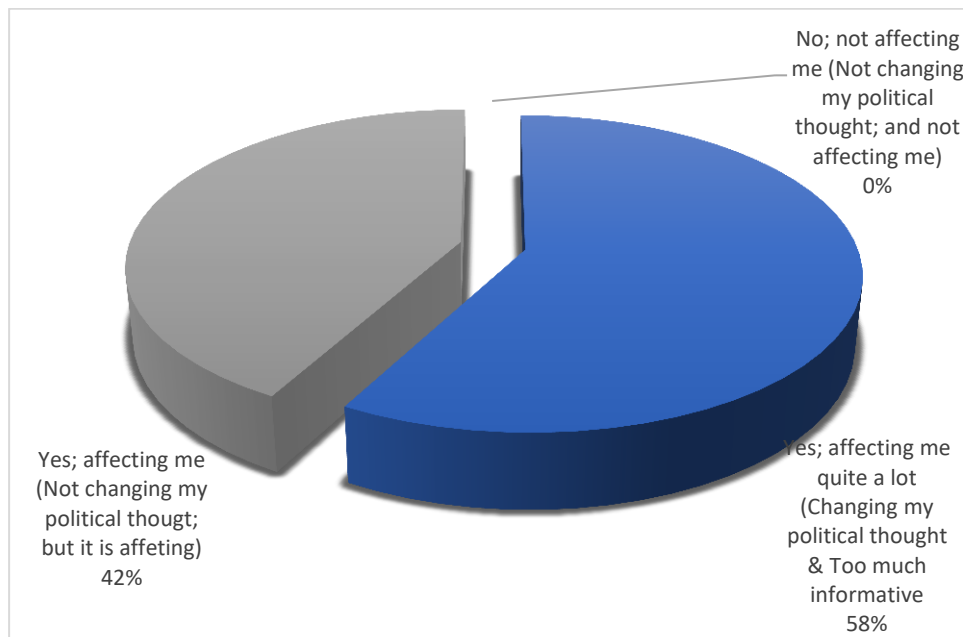


**Table 4: Individual Profile with Political Context, Political Party Profile or Both Follow-up Ratio**

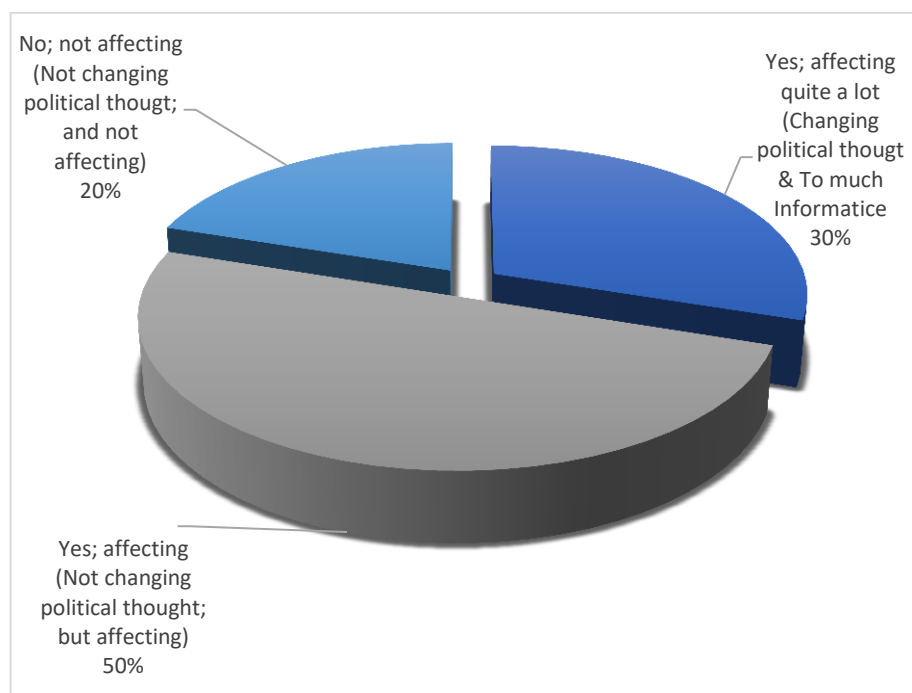


Tables 5 and 6 examine the formation, change and development of voters' political approaches through individual profiles and political page profiles. Voters feel that the formation, change and development of political approaches are highly influential with 58% of individual profiles. When it was examined in terms of political page profiles, it was determined that 50% of the voters said yes. As a result, it can be said that the political campaigns that the politicians will run through their own social media accounts will have more influence on the voters.

**Within 60% of respondents who answered "yes" to the previous question;**

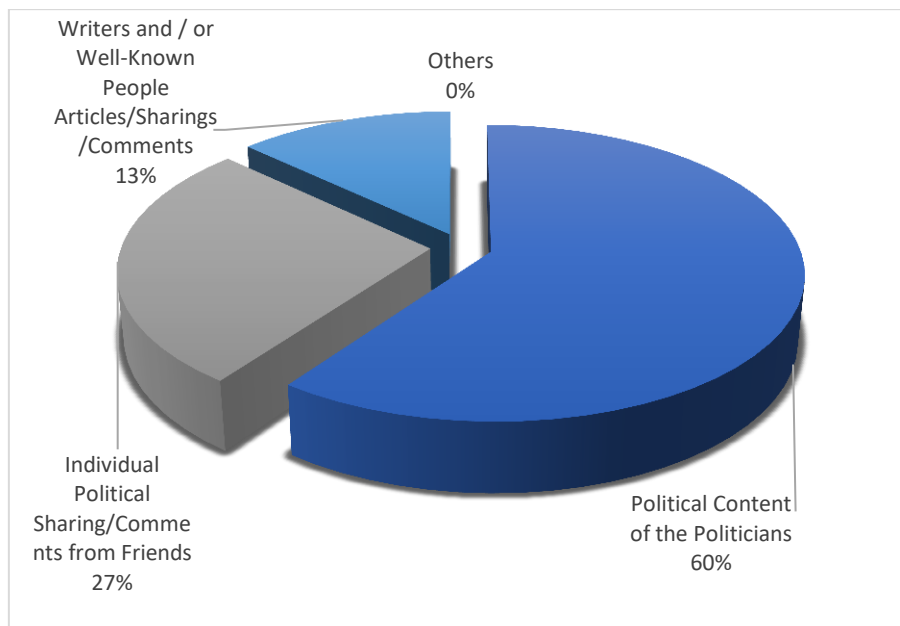


**Table 5: Effect of Political Approaches on the Formation, Change and Development of Political Individual Profiles**



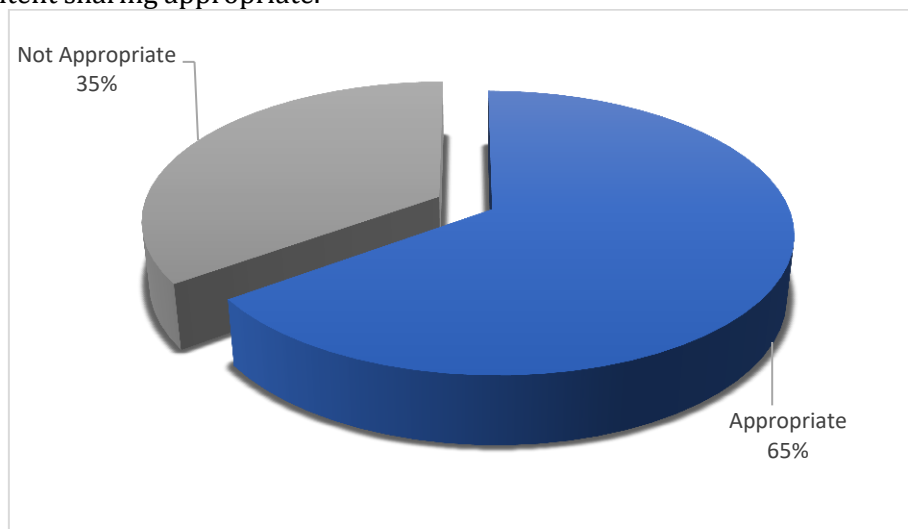
**Table 6: Effect of Political Party Profiles on Formation, Change and Development of Political Approaches**

Table 7 also examines the ratios of which content influences young people's voting orientation in social media. When the data are assessed, it is found that voters in the 18-25 age group are influenced by the political content of the politicians with 60%. This suggests that the individual political sharing of political actors is influential on young people who are in the process of making their political decisions.



**Table 7: Proportions Related to Which Social Media Voting Trends**

In Table 8, the opinions of voters regarding the approach of political parties or candidates in the sharing have been evaluated. Analysis showed that 65% of the young voters who reside in Nicosia found political content sharing appropriate.



**Table 8: Perceptions of Political Party and / or Candidate Sharing Approaches in Place (Speeches - Discussions About Rakipis - Naming Title, etc.)**

## Conclusion

It has been determined that voters between the ages of 18 and 25 living in the Nicosia province of the TRNC closely follow the social media. It is among the findings that young people use social media to follow innovations in the social environment.

It has also been observed that young people follow political profiles through social media. The analyzes revealed that social media is the determining factor in the formation, change and development of political ideas of young voters. It has been determined that a large majority of young people are influenced by political content produced by politics, while voters between the ages of 18 and 25 find it appropriate to use the style and similarities used in political content sharing.

In short, it would be beneficial for social media to announce political campaigns for election of political parties or candidates who want to persuade the young voters between the ages of 18 and 25 to gain people's votes and be in power.

## REFERENCE LIST

- Akın, M., H. (2014). Gençlik Toplumsallaşmasında Akran ve Arkadaşlık Grupları. *Gençlik Araştırmaları Dergisi*, 2 (04), 8-21.
- Burcu, E., Taş, L. ve Sırma, Ç., S. (2014). İstatistik Bölge Birimleri Sınıflamasına (İBBS Düzey 1) Bağlı Olarak Türkiye’de Gençlerin Sosyo- Demografik Profili. *Gençlik Araştırmaları Dergisi*, 2 (03), 56-77.
- Çelik, K. (2013). “Genç Olmak Zor İş”: Türkiye’de Genç Olmayı Etkileyen Bazı Unsurlar. *Gençlik Araştırmaları Dergisi*, 1 (1), 26-45.
- Çakır, H., Tufan, S. (2016) “Siyasal İletişim Sürecinde Sosyal Medya: Türkiye’de Siyasi Liderlerin Instagram Kullanım Pratikleri Üzerine Bir İnceleme”, *Erciyes Üniversitesi Sosyal Bilimler Enstitüsü Dergisi*, XLI(2), 7-28
- Gackowski, T. (2013). Political Image as the Substance of the Political Communication in the Era of Post-Politics. *Online Journal of Communication and Media Technologies*,3(4), 43-60.
- Gür, B., Dalmiş, İ., Kırmızıdağ, N., Çelik, Z., Boz, N. (2012). Türkiye’nin Gençlik Profili. Ankara: Pelin Ofset.
- Komito, L., Bates, J. (2009). Virtually Local: Social Media and Community Among Polish Nationals in Dublin. *Aslib Proceedings: New Information Perspectives*, 61(3), 232-244.
- Kurtulan, C. (2017). “Educational Status and Opinions of Voters Regarding the Social Environment and New Media Tools” *EURASIA Journal of Mathematics, Science and Technology Education*, 184.
- Mcnaair, B. (2011). An Introduction To Political Communication. London: Routledge Publication.
- Spatscheck, C. (2014). Toplum ve Gençlik Kültürleri-Gençlik Çalışması İçin Yorumlar ve Sonuçlar. (Derleyenler Yörük Kurtaran ve Laden Yurtta güler). *Gençlik Çalışmaları Tarihi içinde*, 99-113. İstanbul: İstanbul Bilgi Üniversitesi Yayınları.
- Tokgöz, O. (2013). “Siyasal İletişimin Tarihçesi”, I. Uluslararası Siyasal İletişim Demokrasi ve Yeni Süreçler Sempozyumu içinde, Diyarbakır.
- Lilleker, D. G. (2006). Key Concepts in Political Communication. London: Sage Publications.
- Wolton, D. (1991). "Medya, Siyasal İletişimin Zayıf Halkası", *Birikim Dergisi*, 30, 51-58.

**CITATION:** *Proceedings of IBAD 2018 – 3<sup>rd</sup> International Scientific Research Congress on Humanities and Social Sciences, July 9-11, 2018 - Skopje, Macedonia*

**ISBN:** 978-605-66529-2-9

**DOI:** 10.21733/ibad.451241

**PAGES:** 82-92

## **HARBINGERS OF A WEDDING IN THE ENGLISH, RUSSIAN AND MARI SUPERSTITIONS**

**Ekaterina Fliginskikh<sup>1\*</sup>, Svetlana Yakovleva<sup>2</sup>, Tatyana Soldatkina<sup>3</sup>, Ksenia Vavilova<sup>4</sup>**

<sup>1</sup>Prof., Mari State University, RUSSIAN FEDERATION, katenasmile@mail.ru

<sup>2</sup>Assoc. Prof., Mari State University, RUSSIAN FEDERATION, zavkaf1@gmail.com

<sup>3</sup>Assist. Prof., Mari State University, RUSSIAN FEDERATION, fia.solta@gmail.com

<sup>4</sup>Assist. Prof., Mari State University, RUSSIAN FEDERATION, vuk\_2004@mail.ru

\*Corresponding author

82

### **Abstract**

The paper analyzes the English, Russian and Mari Superstitions connected with the foretelling about wedding. A wedding is a social affair touching the interests of different groups. It changes the compositions of the families. Parents of a newly married couple get new status. The social status of a newly married couple raises and changes a lot both inside and outside the family. The newly married get a number of new duties and responsibilities. Superstitions are prognostic paroemiae in the form of sentences. They cover all spheres of human life, including wedding. The wedding process could be divided into several periods of time: the period before engagement, the preparation for wedding, the day of wedding, and the after-wedding period. The paper considers the first time period before engagement. All superstitions of the English, Russian and Mari languages were divided into three big groups containing semantic fields. The group 'Signs for Lovers' includes two semantic fields: 'Good Signs' and 'Bad Signs'. These signs foretell the lovebirds their future together. The group 'Foretelling about the Wedding' consists of two semantic fields as well: 'There Will Be Wedding' and 'There Will Be No Wedding'. The superstitions of these fields predict the possibility or impossibility of a wedding on the basis of different factors. The group 'Instructions to Attract Wedding' gives instructions to unmarried girls and to the brides who can help their friends to get married. All semantic fields contain several lexical semantic groups. Superstitions containing the Harbingers of a Wedding may play different functions. Among the superstitions under analysis there are prognostic, preventive and advising superstitions.

**Keywords:** Superstitions, wedding, foretelling, the English language, the Russian language, the Mari language

## 1. INTRODUCTION

A wedding is a social affair touching the interests of different groups. It changes the compositions of the families. Parents of a newly married couple get new status. The social status of a newly married couple raises and changes a lot both inside and outside the family. The newly married get a number of new duties and responsibilities.

Superstitions are prognostic paroemiae in the form of sentences (Fliginskikh, 2014). They cover all spheres of human life, including wedding. The wedding process could be divided into several periods of time: the period before engagement, the preparation for wedding, the day of wedding, and the after-wedding period. The paper considers the first time period before engagement. This period is important as it gives chances for the future happy marriage.

## 2. MATERIALS AND METHODS

The presented paper analyses 52 English, 44 Russian, and 3 Mari superstitions. The limited number of examples, especially in the Mari language, is explained by the limited field of research. To compare with other wedding periods or other rites of passage, the period before engagement is not very popular with superstitions in the Mari language. To select the material for the analysis the authors carried out continuous sampling from the following monolingual and multilingual dictionaries and books describing customs and traditions of the folks.

For the English superstitions: *Black Cats and April Fools* by H. Oliver (2006), *Strange and Fascinating Superstitions* by Cl. De Lys (2005), *The Encyclopedia of Superstitions* by R. Webster (2009), *Multilanguage Dictionary of Superstitions and Omens* by D. Puccio (2013), *Superstitions: 1,013 of the World's Wackiest Myths, Fables & Old Wives Tales* by D.J. Murrell (2008), *Oxford Dictionary of Superstitions* by I. Opie, M. Tatem (2005), *Omens and Superstitions* by S.M. Brisher (2002).

For the Russian superstitions: *Everyday life of a Noble Class of Pushkin Epoch. Omens and Superstitions* by E.V. Lavrentyeva (2006), *Superstitions or Prejudices* by Yu.V. Shcheglova (2007), *Multilanguage Dictionary of Superstitions and Omens* by D. Puccio (2013), *Black Cat with an Empty Bucket. Folk Omens and Superstitions* by E.G. Lebedeva (2007), *Ritual Function of Clothing in the Russian Wedding Ceremony of the Middle Volga Region* by N.V. Zorin (1990).

For the Mari superstitions: *Ethnography of the Mari People* by G.A. Sepeev (2001), *Mari Mythology: Ethnographic Reference Book* by L.S. Toydybekova (2007).

The paper is aimed at preparing the classification of superstitions connecting harbingers of a wedding according to the lexical units included which form lexical-semantic groups. The analysis of such superstitions could help to find examples universal for three languages under study and to distinguish the unique ones.

## 3. DISCUSSION AND RESULTS

All superstitions of the English, Russian and Mari languages were divided into three big groups containing semantic fields. The semantic fields contain several lexical semantic groups. All three groups contain harbingers foretelling possibility, impossibility of a wedding in particular conditions, or even giving pieces of advice how to attract wedding.

### 3.1 Group 1 'Signs for Lovers'

The group 'Signs for Lovers' includes two semantic fields: 'Good Signs' and 'Bad Signs'. These signs foretell the lovebirds their future together. Most of the superstitions of this group are not directly connected with the wedding itself, but may serve as predicting signs for the future. The group includes only English and Russian superstitions.

### 3.1.1 Semantic Field 'Good Signs'

The field includes seven lexical semantic groups. There are 13 English and 14 Russian superstitions among them. The superstitions of the field predict future love, date, kisses, etc.

#### Lexical Semantic Group 'Human Body'

This group includes superstitions containing the names of the parts of the human body: *lock of hair, eye, eye brow, nose, moustache, lips, breast, elbow*.

The English superstitions disclose only two examples, and they are more like divinations: *Keeping a lock of the other person's hair will prove a couple's faith and ensure that they will never part; While tickling your nose with the plant, you would recite the following: 'Yarroway, yarroway, bear a white blow, If my love loves me, my nose will bleed now'. If it did, you had your proof – incontrovertible*. These superstitions prove love and faith of the present boyfriend/girlfriend.

The Russian superstitions are more predicting and they foretell love, date, kisses, or tell about thoughts of a boyfriend. Most of them are connected with itching: *Если чешется левый глаз – к любви (The left eye is itching for the love); Бровь чешется – к свиданию (The eye brow is itching for the date); Если девушка ушибет локоть, значит, ее вспомнил милый (If the girl hurts her elbow, her boyfriend has remembered her)*.

#### Lexical Semantic Group 'Garment'

This group includes only two English superstitions containing the names of the garments: *hat, skirt*.

Both superstitions have the same grammatical structure and predict love for men and girls: *If a man's hat goes against the branch of a tree, someone has fallen in love with him; If a bramble clings to a girl's skirt, someone has fallen in love with her*.

#### Lexical Semantic Group 'Household Articles'

This group includes only two superstitions: English and Russian, containing the names of the household goods: *mirror, needle*.

The English superstition deals with a mirror: *If a couple first catch sight of each other in a mirror, they will have a happy marriage*. Mirrors always were magic articles which may catch and echo any information from the real world (Cirlot, 2001, p. 211).

The Russian superstition *Если уколешься иголкой – кто-то любит (If you prick yourself with a needle, it means someone loves you)* contain the word *needle*. Usually needles were protective articles from different evil spirits (Short Encyclopedia of Symbols, Игла/Needle). In this superstition the action of pricking shows girl's thoughtlessness which is a sign of falling in love.

#### Lexical Semantic Group 'Food'

This group includes only two superstitions: English and Russian, containing the names of different fruits: *orange, apple*.

The English superstition gives the instruction how to make love stronger: *If a young man presents an orange to his girlfriend, their love will become even stronger*.

The Russian superstition foretells the possible date: *Яблоко со стола упало – к свиданию с возлюбленной (If an apple has fallen from the table, you will date with your girlfriend)*.

#### Lexical Semantic Group 'Nature'

This group includes English superstitions containing the names of the objects of the inanimate nature: *hills, stream, ocean*.

The presented superstitions include the Earth objects: *Hillsides were often considered to be lucky*

ground to meet, especially if there was moving water nearby; Near a stream or an ocean would be a good place for luck in love. Both superstitions mention that water gives luck to love.

#### *Lexical Semantic Group 'Animals'*

This group includes superstitions containing the names of animals, birds, fish, insects: *cat, horse, sparrow, dove, cuckoo, carp, cockroach, fly.*

In the English superstitions it was a good luck for the lovers to meet a black cat, a white horse, to see doves in the sky, and to hear a cuckoo from the east: *It was lucky if you met a black cat or a white horse when you were walking together; It is a good luck for the lovers to see doves hovering in the sky; If cuckoo's call is heard from the east, it means luck in love.*

The Russian superstitions are more diverse. The symbol of good luck as in the English language is a carp: *Карп подарит влюбленным удачу (Carp will give luck to the lovers).* Sparrow in dreams and cockroach or fly in the food foretold dates: *Если воробей привидится во сне – это к любовным делам (If there is a sparrow in the dreams, it means love affairs); Если во щи упадет таракан или муха – к свиданию (If a cockroach or a fly falls into the cabbage soup, it means a date).* All these animals were considered to be messengers.

#### *Lexical Semantic Group 'Numerals'*

This group includes one English superstition containing numerals: *The luckiest number for crosses is three, and it is enough to show your love.* Numeral 'three' has always been considered as the most sacred in different cultures as it shows three parts of the world (heaven, earth, waters), of a man (body, soul, spirit), of existence (birth, life, death), etc. (Dictionary of Symbolism, Three).

#### *3.1.2 Semantic Field 'Bad Signs'*

The field includes five lexical semantic groups. There are 12 English and 2 Russian superstitions among them. The superstitions of the field predict separation, breaking up, infidelity, bad luck, and even hatred.

#### *Lexical Semantic Group 'Garment and Accessories'*

This group includes only English superstitions containing the names of the garments: *socks, scarfpin, watch.*

All superstitions are connected with gifts, more often a gift to a man. Handmade socks, scarfpin, and watch as gifts will lead to breaking up: *Don't knit a pair of socks for your boyfriend or he'll walk away from you; It breaks up a romance to present a man with a scarfpin; You shouldn't give your partner a watch as a gift. By giving watch. You're putting time to relationship – time spent as a couple might run out.*

#### *Lexical Semantic Group 'Household Articles'*

This group includes superstitions of English and Russian languages, containing the names of the household goods: *scissors, knife, towel, mirror.*

The English superstitions contain the words 'scissors' and 'knife': *If you drop scissors, it means your lover is being unfaithful to you; A knife as a gift from a lover means that the love will soon end.* In both cases we deal with cutting and carving articles which may cut or damage the invisible thread between the lovers (Cirlot, 2001, p. 280, 169).

The Russian superstitions are based on totally different symbols. Towels were often considered as symbols of a route, i.e. separation of the lovers: *Влюбленным, во избежание разлуки, лучше пользоваться разными полотенцами (To avoid the separation the lover shall use different towels).* Mirrors as magic objects may play a cruel joke with friends: *Не смотрите в зеркало вместе с*

*подругой – полюбите одного и того же человека (Don't look in the mirror with a friend – you'll love the same man). Girls may see the same reflection in the mirror, so they can fall in love with the same person.*

#### *Lexical Semantic Group 'Nature'*

This group includes only English superstitions containing the names of the objects of both inanimate and organic nature: *canal, pond, valley, poplar*.

All the mentioned objects bring bad luck to the lovers. The influence of the inanimate objects is strengthened by handmade objects: *Couples had to avoid the banks of canal or ponds, bridges, valleys, or – worst of all – crossroads. They turn love and respect into bitterness and hatred; Poplar trees brought bad luck to lovers.*

#### *Lexical Semantic Group 'Actions'*

This group includes superstitions containing pieces of advice to the lovers who want to save their love: *It is common for an engaged couple to refuse to be photographed together, which is said to cause a split or mean that the marriage will be unhappy / Влюбленным до свадьбы нельзя фотографироваться вместе, иначе они никогда не пожениатся (The lovers shall not be photographed together before the wedding, or they will never marry); Couples will not walk together when leaving another person's wedding, fearing they will soon part.* It is an interesting fact that both English and Russian superstitions have a taboo for being photographed together.

#### *Lexical Semantic Group 'Numerals'*

This group includes English superstitions containing numerals. Here we can see that number 'four', 'seven' and 'thirteen' are bad for love, as well as such dates as December 24<sup>th</sup> and February 29<sup>th</sup>: *It is unlucky to send a love letter on Christmas Day or February 29<sup>th</sup>; If you add kisses to your letter by writing crosses at the end, do not add four, seven, or thirteen crosses. It is unlucky to drop a love letter on the way to a mailbox.*

### **3.2 Group 2 'Foretelling about the Wedding'**

The group 'Foretelling about the Wedding' consists of two semantic fields as well: 'There Will Be Wedding' and 'There Will Be No Wedding'. The superstitions of these fields predict the possibility or impossibility of a wedding on the basis of different factors. There are examples in the English, Russian, and Mari languages.

#### *3.2.1 Semantic Field 'There Will Be Wedding'*

The field includes ten lexical semantic groups. There are 18 English, 14 Russian and 1 Mari superstition among them. The superstitions of the field predict the possibility of the wedding, or even the number of time being married.

#### *Lexical Semantic Group 'A Human Being'*

This group includes two Russian superstitions mentioning people in general or definite people (a girl).

Both Russian superstitions are connected with misidentifying someone. In the first superstition any person can be mistaken, in the second – a definite girl: *Обознаться в человеке – к свадьбе или покойнику (Misidentifying of a person means wedding or death); Девушку при входе в храм приняли за новобрачную – к свадьбе (The girl is mistaken for a bride at entrance into the church, there will be a wedding).*

#### *Lexical Semantic Group 'Human Body'*

This group includes Russian and one Mari superstitions containing the names of the parts of the human body: *hands, breast, eye brows, hair*. These superstitions predict quick wedding, or the number



of marriages in the life of a person.

Two Russian superstitions predict quick wedding: *Если нижняя сторона груди замигает – это предвещает скорую женитьбу или выход замуж (If the low part of the breast begins to twinkle, it predicts quick wedding); Если при обмене рукопожатиями четырех человек руки скрестились – к неожиданной свадьбе (If during hand shake of four people their hands cross, it means unexpected wedding).* The second superstition is of a particular interest. The hands of four people look like potential hand of parents making a deal.

One Russian and one Mari superstition predict the number of marriages: *Сколько морщин между бровями, столько раз жениться (The number of wrinkles between the eye brows predict the number of weddings); Вуйышто йыгыр вуйпордем улмо дене уэш ешанме нерген ойленым (The double forelock on the head foretells the second marriage).*

#### *Lexical Semantic Group 'Garment'*

This group includes only one English superstition mentioning clothing in general: *If when unfolding the just ironed clothing you see a pleat in the shape of a diamond, it predicts quick wedding.* The diamond is associated with the stone on the engagement ring.

#### *Lexical Semantic Group 'House, Household Articles, Tools'*

This group includes English and Russian superstitions containing the names of the parts of the house and household goods: *stairs, fireplace, spoons, plate, glass, candles, quilt, needle.*

The English superstitions deals with the parts of the house: *Stumbling up the stairs foretells the wedding; A piece of coal has fallen from the fireplace to your feet, there will be wedding.* Stairs is one of the magic places in every house as it symbolizes a passage from one place to the other, as well as wedding is rites of passage changing the status of many people. A piece of coal is considered to be a messenger in this omen.

The English and Russian superstition include the names of kitchen utensils: *Two spoons accidentally placed on the same saucer mean that a wedding will shortly follow / Две ложки на тарелке – быть свадьбе (Two spoons in the plate – there will be a wedding); Разбитая за столом рюмка всегда принимается в хорошую сторону родителями, у которых есть дочери-невесты (A broken wineglass is always considered as a good sign by the parents having daughters).* Two spoons in one plate are associated with a newly married couple. As for the wine glass, according to the Russian tradition glass utensils are broken for the luck.

Other English superstitions also predict quick wedding: *Three candles burning on a table are said to predict a funeral, but some people believe it means there will be a wedding soon; Once the quilt is complete, one or more of the daughters will marry within a year; If a needle is broken during sewing, it is a sign of a quick wedding or a good luck for a person who possess clothing.*

#### *Lexical Semantic Group 'Food'*

This group includes only two English superstitions, containing the names of different food: *food ingredients, bread.*

The first English superstition *A good guesser would marry soon (the amount of each ingredient, time for cooking)* is really a part of fortunetelling when the girls were to guess the ingredients in the dish.

The second English superstition *If four loaves of bread stick together while baking, a wedding is to come* symbolises four people (parents) who become relatives.

#### *Lexical Semantic Group 'Nature'*

This group includes English and Russian superstitions containing the name of the object of the

inanimate nature - new moon: *To kiss for the first time by the light of a new moon meant the couple would soon marry, enjoy undying love, and never be poor / Пара, целовавшаяся под молодым месяцем, скоро обретет счастье в браке (A couple kissing under a new moon will find happiness in the marriage soon).* Both English and Russian superstitions mention that new moon can give happiness after wedding as it symbolises the beginning of something.

#### *Lexical Semantic Group 'Animals'*

This group includes English and Russian superstitions containing the names of animals, birds, insects: *dog, dove, cock, crow, magpie, cockroach, butterfly.*

In all the superstitions animals represent the messengers foretelling a quick wedding: *If a strange dog accompanied you to your house, there will be a wedding; When a girl hears a cock crow while thinking of her lover, it means she will be married soon; Голубь, влетевший в комнату девушки – к свадьбе (A dove flying inside a girl's room means wedding); Черные тараканы предвещают счастье и быстрое замужество (Black cockroaches predict happiness and quick wedding); If a butterfly flies into the house, somebody will marry soon.*

Two English superstitions are of particular interest as they represent the parts from nursery rhymes. When you see birds (crows or magpies), you need to count them. Number three means wedding: *Three crows for a wedding; Three magpies for the wedding.*

#### *Lexical Semantic Group 'Plants'*

This group includes two English superstitions containing the names of plants: *dodder, carrot, potato.*

The first superstition foretells the wedding wished by the girl, not by her parents: *If a girl managed to kiss under the dodder branch with her boyfriend and her parents do not want to give her away in marriage, she will marry him.*

The second superstition is based on the likeness – twin vegetable means a couple: *When you find a twin vegetable such as a carrot or a potato, your wedding is approaching.*

#### *Lexical Semantic Group 'Actions'*

This group includes Russian superstitions containing different actions done by girls accidentally but they could predict their wedding: *Если девушка уколет или обрежет себе палец в новогоднюю ночь, она непременно выйдет замуж в следующем году (If a girl prick or cut her finger during a New Year night, she will certainly marry next year); Под Новый год девушки метут под столом и если кто-то из них найдет зерно – к замужеству (At a New Year Eve the girls sweep under the table and if one of them finds a grain, it means her wedding).* An interesting thing is both superstitions are connected with a New Year holiday, which is one of the magic time periods during a year.

#### *Lexical Semantic Group 'Numerals'*

This group includes one English superstition containing numeral 'three': *If three unmarried people who have the same Christian names meet at table, one of them will be married within the year.* We have already given the comments for the numeral 'three' in the paper above. Here we would like to point out that the superstition has a lot of special conditions like religious belief and similar names.

#### *3.2.2 Semantic Field 'There Will Be No Wedding'*

The field includes seven lexical semantic groups. There are 14 English, 8 Russian and 2 Mari superstitions among them. The superstitions of the field predict the impossibility of a wedding.

#### *Lexical Semantic Group 'Jewellery'*

This group includes one English and one Russian superstitions mentioning jewellery: *ring, pin.*

The English superstition gives prediction to a man: *If a person, especially a man, carries a supply of pins about with him, he will never marry.*

At the same time the Russian superstition gives prediction to a girl: *Девушки не должны мерить обручальные кольца замужних женщин, а то замуж не выйдут (Girls shall not try wedding rings of married women, or they will never marry).* A ring on the finger means the girl is already busy in the marriage.

#### *Lexical Semantic Group 'Household Articles'*

This group includes English, Russian, and Mari superstitions containing the names of the household goods: *table, tablecloth, kettle, broom, quilt.*

All three languages have the superstition containing the word 'table'. Russian and Mari superstitions also have similar meaning: *Незамужней девушке нельзя садиться на угол стола, иначе останется в девках (An unmarried girl shall not seat at the corner of the table, or she will be an old maid) / Самырык енлан устел лукыш шинчаш ок йоро – кужу жап марлан лектын от керт, але вашке удырым от нал (If young people seat at the corner of the table, he or she will not marry for a long time).* English superstition containing the word 'table' predicts separation: *Any engaged girl who sits on a table while talking to her boyfriend risks losing him.*

Both English and Russian superstitions are connected with sweeping with a broom (there different variations of a superstition): *If you sweep your feet with a broom, you will never marry / Нельзя обметать ноги незамужних и неженатых, а то не вступят в брак (It is forbidden to sweep feet of unmarried men and girls, or they will never marry).*

Other English superstitions contain the word 'quilt'. There are several variations, but the meaning is always the same: there will be no marriage if a quilt is not finished: *If a patchwork quilt is begun in any house, the daughters will not marry until it is finished.*

There are two more Russian superstitions predicting no wedding: *Если после обеда гости уходят до того, как хозяйка скатерть со стола снимет, невесты в этом доме замуж не выйдут (If after dinner the guests leave the house before a hostess removes a tablecloth from the table, girls will not marry in the house); Девуцам, которые ставят кипящий чайник носиком к стене, оставаться в вековухах (Girls who put the boiling kettle with its gooseneck to the wall will be old maids).* First superstition shows that the food is not delicious in the house as he guests want to leave it as soon as possible. In the second superstition the kettle with its gooseneck represents a potential guy who loves a girl.

#### *Lexical Semantic Group 'Nature'*

This group includes one Russian superstition containing the name of the object of the inanimate nature - *moon*: *Если, когда едешь свататься, луна светит с левой стороны – брак не состоится (If when you go to seek in marriage the moon is on your left, there will be no wedding).* Here the word 'left' plays a more important role as the left side was always considered worse than the right meaning darkness (Dictionary of Symbolism, Left).

#### *Lexical Semantic Group 'Animals'*

This group includes English superstitions containing the names of birds: *peacock, whippoorwill, woodpecker, wryneck.*

All the mentioned birds may foretell no wedding. For this a girl just needs to see a woodpecker or a wryneck, to hear a whippoorwill, or to keep peacock feather at home: *Having a peacock feather in the house means that any unmarried female is destined to be an old maid; If several calls of a whippoorwill follow in succession, it indicates no husband at all; If a girl sees a woodpecker or a wryneck, she will never marry.*

#### *Lexical Semantic Group 'Plants'*

This group includes two superstitions: English and Russian containing the names of plants which keep males off the house: *ivy, hydrangeas: Plant hydrangeas near your house and your daughters will never marry; Не разводите у дома плющ, он отдаляет от дома мужчин (женихов, мужей, сыновей) (Never plant ivy near the house, it moves males away from the house (grooms, husbands, sons))*.

#### *Lexical Semantic Group 'Wedding'*

This group includes Russian and Mari superstitions connected with wedding.

The Russian superstition considers wedding in the dreams: *Если вам приснилось, что вы выходите замуж (или женитесь), то это плохая примета (If you dream of your wedding, it is a bad omen)*.

The Mari superstition is connected with a real wedding tradition: *Удыр суртышто суан йукым колмек кок йолташ удыр иканаште шондыкыш погым опташ туналыт. Тидын годым удырын шу жарже-влак палышаш, шижшаш огытыл. Тиде изирак удырышт марлан кайыде ынышт код манын лудмо деч ышталтын (As soon as hey here the sounds of a wedding train in the bride's house, the two bride's friends start to put dowry into the chest. Bride's sisters shall not be present during this actions in order not to be old maids)*.

#### *Lexical Semantic Group 'Letters and Numerals'*

This group includes English superstitions containing numeral warning about letters and numeral 'three'.

Superstition with the warning about letters is for the men: *A man making a proposal may be turned down if his family name and her maiden name begin with the same letter*.

Superstition with the warning about numeral 'three' is for the girls: *If you are a bridesmaid more than three times you will never get married*.

### **3.3 Group 'Instructions to Attract Wedding'**

The group 'Instructions to Attract Wedding' gives instructions to unmarried girls and the brides who can help their friends to get married. The group includes four lexical semantic groups. There are 5 English and 6 Russian superstitions among them. As we can see, most of the superstitions are connected with wedding objects which may bring luck for the new wedding.

#### *Lexical Semantic Group 'Garment, Shoes, Accessories'*

This group includes superstitions containing the names of the wedding garments, shoes, and accessories: *gown, pin, shoe, garter, stocking, bouquet, chaplet*.

Most of the superstitions are connected with possessing something from the bridal dressing: a pin, a flower, a stocking, a garter: *A pin from a bride's gown would bring a wedding for its new owner; The bride would throw her left stocking over her right shoulder, and the person hit was to be the next married; Whoever catches bride's bouquet it would be the next to be married / Если хочешь выйти замуж – поймай букет или подвязку, брошенные невестой (If you want to get married, catch a bouquet or a garter thrown by a bride); A single flower from a bride's bouquet was traditionally thought to be lucky*.

There is one different Russian superstition describing one tradition: *В некоторых сельских поселениях невеста, получив через подружку обувь от жениха, ударяла ею своих подруг, чтобы они поскорее вышли замуж (In some villages a bride getting a shoe from the groom hit her friends with it to make them marry as soon as possible)*.

#### *Lexical Semantic Group 'Household Articles'*

This group includes superstitions containing the names of the household goods: *tablecloth, bed*.

The English superstition gives a piece of advice to the girl: *If you wish your love to wed, turn the bed from foot to head*.

The Russian superstition gives a piece of advice to the bride to help her friends: *Невеста за столом должна дернуть скатерть, чтобы другая девица поскорее вышла замуж (Being at a table, a bride shall pull a tablecloth in order another girl would marry as soon as possible)*.

#### *Lexical Semantic Group 'Food'*

This group includes only one English superstition containing the word 'cake': *If you are a single woman, sleeping with a piece of wedding cake under your pillow will bring a dream of your future husband*. Here we can see a rite of fortunetelling using a wedding object.

#### *Lexical Semantic Group 'Actions'*

This group includes Russian superstitions containing different actions done by girls or brides to attract wedding: *Девушкам, желающим выйти замуж в Новом году, нужно подарит подарки семи ребятишкам (Girls who wish to marry next year shall make New Year gifts to seven children); Если невеста у аналая вспомнит свою незамужнюю подругу и искренне пожелает ей выйти замуж, то желание сбудется (If a bride standing near the desk remember her unmarried friend and sincerely wish her marry, it will become true)*. In the first superstition we see the magic of New Year holiday as well which is confirmed by the magic numeral 'seven'. The second superstition is connected with wishes fulfilled by the God.

## 4. CONCLUSION

The analysis has shown that the most popular lexical units in the superstitions containing harbingers of a wedding are the parts of the human body, garments, household article, food, objects of inanimate and animate nature, and numerals.

There are no universal superstitions for this group in all three languages under study which would have the same image and the same meaning. But there are some universal examples for two languages: English and Russian (no pictures before wedding, two spoons in one plate, kissing under a new moon, sweeping the feet with the broom, catching bridal bouquet), and Russian and Mari (sitting at the corner of the table).

All the rest of the examples may be considered as unique for the given languages, however having similar meaning for different images.

## REFERENCE LIST

Brisher, S., M. (2002) Omens and Superstitions. Moscow. 192.

Cirlot, J., E. (2001) A dictionary of symbols. London. 451.

Dictionary of symbolisms. URL:  
<http://www.umich.edu/~umfandsf/symbolismproject/symbolism.html/?PHPSESSID=4b115707328e8059c1572761f3acf528>

Fliginskikh, E. (2014) Towards a Definition of a Term 'Super-stition'. Vestnik Chuvashskogo Universiteta. Cheboksary. vol. 1.

- Lavrentyeva, E., V. (2006) *Everyday life of a Noble Class of Pushkin Epoch. Omens and Superstitions.* Moscow. 516.
- Lebedeva, E., G. (2007) *Black Cat with an Empty Bucket. Folk Omens and Superstitions.* Moscow. 543.
- Lys, Cl., de (2005) *8,414 Strange and Fascinating Superstitions.* Northfield. 494.
- Murrell, D., J. (2008) *Superstitions: 1,013 of the World's Wackiest Myths, Fables & Old Wives Tales.* Pleasantville, NY. 256.
- Oliver, H. (2006) *Black Cats and April Fools.* London. 306.
- Opie, I., Tatem, M. (2005) *Oxford Dictionary of Superstitions.* Oxford. 494.
- Puccio, D. (2013) *Multilanguage Dictionary of Superstitions and Omens.* 384.
- Sepeev, G., A. (2001) *Ethnography of the Mari People.* Yoshkar-Ola. 184.
- Shcheglova, Yu., V. (2007) *Superstitions or Prejudices.* Rostov-on-Don. 234.
- Short Encyclopaedia of Symbols. URL: <http://www.symbolarium.ru/>
- Toydybekova, L., S. (2007) *Mari Mythology: Ethnographic Reference Book.* Yoshkar-Ola. 312.
- Webster, R. (2009) *The Encyclopedia of Superstitions.* St. Petersburg. 352.
- Zorin, N., V. (1990) *Ritual Function of Clothing in the Russian Wedding Ceremony of the Middle Volga Region. Family Rituals of the Peoples of the Middle Volga Region.* Kazan.

**CITATION:** *Proceedings of IBAD 2018 – 3<sup>rd</sup> International Scientific Research Congress on Humanities and Social Sciences, July 9-11, 2018 - Skopje, Macedonia*

**ISBN:** 978-605-66529-2-9

**DOI:** 10.21733/ibad.451251

**PAGES:** 93-97

## **SUPERSTITIONS REGARDING THE PROCESS OF PREPARATION FOR WEDDING IN THE BRITISH, RUSSIAN, AND MARI CULTURE**

**Ekaterina Fliginskikh<sup>1\*</sup>, Svetlana Yakovleva<sup>2</sup>, Tatyana Soldatkina<sup>3</sup>, Ksenia Vavilova<sup>4</sup>**

<sup>1</sup>Prof., Mari State University, RUSSIAN FEDERATION, katenasmile@mail.ru

<sup>2</sup>Assoc. Prof., Mari State University, RUSSIAN FEDERATION, zavkaf1@gmail.com

<sup>3</sup>Assist. Prof., Mari State University, RUSSIAN FEDERATION, fia.solta@gmail.com

<sup>4</sup>Assist. Prof., Mari State University, RUSSIAN FEDERATION, vuk\_2004@mail.ru

\*Corresponding author

93

### **Abstract**

The paper analyzes the English, Russian and Mari Superstitions connected with the preparation for wedding. Being a social affair the wedding touches the interests of different groups: a groom and a bride themselves, their relative, and society as a whole. The newly married couple becomes a separate social unit. Their social status raises and changes a lot both inside and outside the family. At the same time they get new duties and responsibilities. Superstitions are prognostic paroemiae in the form of sentences reflecting the experience of previous generations. They cover all spheres of human life, including wedding. The wedding process could be divided into several time periods: the period before engagement, the preparation for wedding, the day of wedding, and the after-wedding period. The paper considers the second time period connected with the preparation for wedding. There two semantic fields here which contain several lexical semantic groups. The first semantic field 'Taboo Actions' includes superstitions forbidding these or those actions to a groom or a bride. The first lexical semantic group forbids the meeting of a groom and a bride just before the wedding. The second lexical semantic group forbids trying wedding clothes and accessories before the wedding day just for fun. The second semantic field 'Choice of a Wedding Ceremony Date' contains superstitions giving pieces of advice regarding the good and bad dates for wedding. They include the choice of the day of the week, a month and specific date. Superstitions containing pieces of advice for preparation for wedding have such functions as prognostic, tabooing, preventive and advising.

**Keywords:** Superstitions, wedding, the English language, the Russian language, the Mari language

## 1. INTRODUCTION

Being a social affair the wedding touches the interests of different groups: a groom and a bride themselves, their relative, and society as a whole. The newly married couple becomes a separate social unit. Their social status raises and changes a lot both inside and outside the family. At the same time they get new duties and responsibilities.

Superstitions are prognostic paroemiae in the form of sentences reflecting the experience of previous generations (Fliginskikh, 2014). They cover all spheres of human life, including wedding. The wedding process could be divided into several time periods: the period before engagement, the preparation for wedding, the day of wedding, and the after-wedding period. The paper considers the second time period connected with the preparation for wedding.

## 2. MATERIALS AND METHODS

The paper gives the analysis of 15 English, 9 Russian, and 2 Mari superstitions. The limited field of research explains the limited number of examples, especially in the Mari language. If to talk about the period of preparation it takes a big amount of time, but the number and the area of usage of superstitions is limited as a lot of examples were attributed to the period of the wedding day ceremony. So here we can find the most pronounced ones. For selecting the material for the analysis the authors executed continuous sampling from the following monolingual and multilingual dictionaries and books describing customs and traditions of the folks, as well as used interviews for the Mari language.

For the English superstitions: *Black Cats and April Fools* by H. Oliver (2006), *Multilanguage Dictionary of Superstitions and Omens* by D. Puccio (2013), *Superstitions: 1,013 of the World's Wackiest Myths, Fables & Old Wives Tales* by D.J. Murrell (2008).

For the Russian superstitions: *Everyday life of a Noble Class of Pushkin Epoch. Omens and Superstitions* by E.V. Lavrentyeva (2006), *Superstitions or Prejudices* by Yu.V. Shcheglova (2007), *Multilanguage Dictionary of Superstitions and Omens* by D. Puccio (2013).

For the Mari superstitions: Interviews in the village of Tokperdino, Mari El Republic, Russian Federation.

The aim of the paper is to present the classification of superstitions connected with the process of preparation for the wedding ceremony according to the lexical units included which form lexical-semantic groups. The analysis helped to find superstitions which are universal for three or two languages under study and to find the unique examples.

## 3. DISCUSSION AND RESULTS

The time period 'Preparation for Wedding' consists of two semantic fields which contain several lexical semantic groups. The first field is presenting the actions that are forbidden for the bride and the groom. The second field includes superstitions which help to choose the best time for the wedding ceremony.

### 3.1 Semantic Field 1. 'Taboo Actions'

The first semantic field 'Taboo Actions' includes superstitions forbidding these or those actions to a groom or a bride. The field includes two lexical semantic groups. There are 7 English, 3 Russian and 1 Mari superstitions among them. The superstitions of the field predict separation, bad luck, unhappy marriage.

*Lexical Semantic Group 'Garment, Jewellery'*



This group includes English and Russian superstitions containing the names of the garments and jewellery: *outfit, veil, wedding ring*.

The superstition about the wedding ring is found in both English and Russian: *It was thought to be unlucky to wear the wedding ring before the wedding ceremony / Обручальное кольцо не надевают до свадьбы или поверх перчатки – к разлуке (You shall not wear the wedding ring before the wedding ceremony or above the glove, it means separation)*.

Other English superstitions forbid the bride to wear her wedding outfit and show to anybody: *The bride should not wear her entire outfit before the wedding day to avoid bad luck; Bad luck comes to the bride who shows her veil to anyone other than her family before the wedding*.

#### *Lexical Semantic Group 'Actions'*

This group includes superstitions containing description of different forbidden actions which may bring bad luck to the newly married couple.

There are similar superstitions in all three languages which forbid the groom and the bride to see each other on the wedding day before the ceremony: *On the wedding day the bride and the groom must not meet until they get to the altar / В день свадьбы жених с невестой не должны видеться, они встречаются только в церкви (On the wedding day the bride and the groom must not see each other, they meet only in the church) / Сўан марте каче ден ўдыр ваш ужын огытыл (On the wedding day the bride and the groom must not see each other before the ceremony)*.

Common English and Russian superstition forbid a groom to a bride in her dress before the ceremony: *The groom is not allowed to see the bride in her wedding dress until the wedding / Жених не должен видеть невесту в свадебном наряде до бракосочетания, иначе супружеская жизнь будет несчастливой (The groom is not allowed to see the bride in her wedding dress until the wedding, or their life in marriage will be unhappy)*.

One more English superstition present an action forbidden for a bride: *It is considered bad luck for the bride to sign her married name before the wedding as it tempts fate*.

### **3.2 Semantic Field 2. 'Choice of the Wedding Ceremony Date'**

The second semantic field 'Choice of a Wedding Ceremony Date' contains superstitions giving pieces of advice regarding the good and bad dates for wedding. They include the choice of the day of the week, a month and specific date or even time.

The field includes five lexical semantic groups. There are 8 English, 6 Russian and 1 Mari superstition among them. The superstitions of the field predict the future life according to the choice.

#### *Lexical Semantic Group 'Day of the Week'*

This group includes superstitions in three languages including the names of the days of the week.

All rules for the choice of the day in the English language are presented in the rhyme: *Marry on Monday for health, Tuesday for wealth, Wednesday the best day of all, Thursday for crosses, Friday for losses, and Saturday for no luck at all*. It is interesting to note that the best day for the wedding in the rhyme is considered to be Wednesday.

As for the Friday, it is not a good day in the English poem. Russian superstition agrees with it: *В пятницу не стоит играть свадьбу (It is a bad luck to celebrate a wedding on Friday)*. At the same time Mari superstition shows an opposite opinion: *Шукыж годым суаным кугарнян эртареныт (Weddings were arranged on Friday)*. It seems to the authors that Friday was not chosen as it was a fasting day according to the Christian tradition. Since the Mari people are pagans, they did not observe this tradition and were guided by the practical reasons: to celebrate a wedding during the weekend and start the working week from Monday.

Another unlucky day for the wedding in the Russian tradition was Monday - the first day of the working week.

#### *Lexical Semantic Group 'Month'*

This group includes English and Russian superstitions containing the names of the months.

And again the English language reveals several rhymes for this purpose. Such rhymes give a detail description for every month. Let us present one of them:

*A January bride will be a prudent housekeeper, and very good tempered.*

*A February bride will be an affectionate wife, And a tender mother.*

*A March bride will be a frivolous chatterbox, Somewhat given to quarreling.*

*An April bride will be inconsistent, or forceful, But well-meaning.*

*A May bride will be handsome, agreeable, And practical.*

*A June bride will be impetuous, And generous.*

*A July bride will be handsome, But a trifle quick-tempered.*

*An August bride will be agreeable, And practical as well.*

*A September bride will be discreet, affable, And much liked.*

*An October bride will be pretty, coquettish, Loving but jealous.*

*A November bride will be liberal and kind, But sometimes cold.*

*A December bride will be fond of novelty, Entertaining but extravagant*

The Russian superstition present only two unhappy months: *Не надо жениться в мае, а то всю жизнь «маяться» будете* (You shall not marry in May, or you will trudge for the whole life); *Сентябрь, сказывают, самый плохой месяц в году* (They say that September is the worst month in the year). The first superstition is connected with the peculiarities of the Russian language: the verb 'trudge' is compliant with the word 'May' (маяться [mayat'sya] – май [maj]). As for the second superstition, there is a saying 'Look sullen' which has a Russian equivalent 'Look as a September'.

#### *Lexical Semantic Group 'Specific Date'*

This group includes English and Russian superstitions naming particular dates of the year.

Both English and Russian superstitions tell about a bad omen of Friday the 13<sup>th</sup>: *It is a bad omen to celebrate a wedding on Friday the 13<sup>th</sup> / Оттого, что брак заключен в пятницу, тринадцатого числа, он должен быть несчастлив* (The marriage effected on Friday the 13<sup>th</sup> will be unhappy). Such warnings are not strange as Friday the 13<sup>th</sup> is an unhappy, fateful day (Jesus Christ was crucified on that day) (Fliginskikh, 2016)

In different sources there are superstitions naming different unlucky days without giving a reason: *Getting married on 9 December is unlucky* (English); *18 февраля – неудачный день для венчания* (February 18 is an unlucky day for the wedding) (Russian).

#### *Lexical Semantic Group 'Phase of the Moon'*

This group includes only one English superstition containing the words 'new moon'.

As for the dates of the lovers, the new moon is also good for the wedding as a symbol of a good and happy beginning: *Plan to marry when the new moon is just beginning to wax and luck will be on your side.*

#### *Lexical Semantic Group 'Time'*

This group include only one English superstition containing the time on the clock: *If a wedding takes place as the hand on a clock is moving upward, the marriage will be a lucky one; if the hand is ticking downward, it's unlucky.* In this superstition we can see the analogy with the movement of the clock hand: movement upward is a good sign, movement downward is a bad sign.

#### **4. CONCLUSION**

The analysis of the superstitions under study has revealed to semantic fields. The first field include examples with the taboo actions. All of them are of a premature nature. It means premature actions may lead to total collapse and frustration of plans.

There is one universal superstition for this group in all three languages under study about the taboo for the bride and the groom to see each other during the wedding day before the ceremony. There are some universal superstitions for the English and Russian languages as well. They are connected with the taboo actions (no wedding ring before the ceremony, the groom shall not see the bride in her dress) and the choice of the day (Friday the 13<sup>th</sup> is bad for the wedding).

It is very interesting to note the English poems giving pieces of advice for different days of the week and months. It could be mentioned as a special particular feature for the English language.

#### **REFERENCE LIST**

- Fliginskikh, E. (2014) Towards a Definition of a Term 'Superstition'. *Vestnik Chuvashskogo Universiteta*. Cheboksary. vol. 1.
- Fliginskikh, E. (2016) Numerical Symbolism in the Superstitions of the Rites of Passage of Peoples from Different Language Families: Russian, English, and Mari Peoples. *Vestnik Bashkirskogo Universiteta*. Cheboksary. vol. 21, No. 1.
- Lavrentyeva, E., V. (2006) *Everyday life of a Noble Class of Pushkin Epoch. Omens and Superstitions*. Moscow. 516.
- Murrell, D., J. (2008) *Superstitions: 1,013 of the World's Wackiest Myths, Fables & Old Wives Tales*. Pleasantville, NY. 256.
- Oliver, H. (2006) *Black Cats and April Fools*. London. 306.
- Puccio, D. (2013) *Multilanguage Dictionary of Superstitions and Omens*. 384.
- Shcheglova, Yu., V. (2007) *Superstitions or Prejudices*. Rostov-on-Don. 234.

**CITATION:** *Proceedings of IBAD 2018 – 3<sup>rd</sup> International Scientific Research Congress on Humanities and Social Sciences, July 9-11, 2018 - Skopje, Macedonia*

**ISBN:** 978-605-66529-2-9

**DOI:** 10.21733/ibad.451319

**PAGES:** 98-105

## **US AND RUSSIAN DIPLOMACY IN THE MIDDLE EAST: INDIVIDUAL INTERESTS OR FUTURE COLLABORATION AND WHAT ABOUT THE EU?**

**Elena Tilovska-Kechedji**

Assistant Professor, PhD., Faculty of Law, University St."Kliment Ohridski" - Bitola, MACEDONIA

[elena-tilovska-kechegi@hotmail.com](mailto:elena-tilovska-kechegi@hotmail.com); [elena.tilovska-kechegi@uklo.edu.mk](mailto:elena.tilovska-kechegi@uklo.edu.mk)

### **Abstract**

"Diplomacy is the velvet glove that cloaks the fist of power."  
– **Robin Hobb**<sup>1</sup>

US diplomacy after 9/11 changed drastically and it is characterized by international security and its relationship with the Islamic world. On the other hand, Russian diplomacy is built on avoiding its isolation in the international arena, to compensate for the international sanctions, and to always keep the West on spikes and of course its economic and nuclear interests. Russian foreign policy in the Middle East was always reflected by its relations with the US. This should concern American foreign policy because this may destabilize its long and fruitful relationship with the Middle East. But despite their differences in the diplomatic arena sometimes their interests coincide and present opportunities for cooperation. In all of this, where does the EU stand? The EU still acts as a peaceful actor and presents a form of soft power, but is this enough or should the EU take the lead as a diplomatic actor in the region.

**Keywords:** Diplomacy, foreign policy, US, Russia and EU

### **1. HISTORICAL AND PRESENT RUSSIAN INFLUENCE IN THE MIDDLE EAST AND ITS DIPLOMATIC STRATEGY**

The Middle East has become very significant since WW II due to economic, strategic, and political factors, and it spreads on three continents: Europe, Asia, and Africa. The term "Middle East" is relatively new but after World War II it became widely used.<sup>2</sup> But the interests for the region date far back than WWII.

---

<sup>1</sup> "Diplomacy quotes". Retrieved from: <https://www.goodreads.com/quotes/tag/diplomacy>

<sup>2</sup> Al Sarhan, A. S. (2017). "United States Foreign Policy and the Middle East". Open Journal of Political Science , 7, 454-472 Retrieved from: [https://file.scirp.org/pdf/OJPS\\_2017090816443838.pdf](https://file.scirp.org/pdf/OJPS_2017090816443838.pdf) pg. 454-455

In the 17<sup>th</sup> century during the Romanov Dynasty's, Russia wanted to expand eastwards, and in the south, where it clashed with the Persian and Ottoman Empires. In the late 18<sup>th</sup> and the begging of 19<sup>th</sup> century the Russia-Persian Wars established the Russian military supremacy over the Persian territories. And since then Russia has been the most influential player on the Persian/Iranian territory. On the other hand, the Ottoman Empire, resisted for two centuries the Russian invasion and it climaxed with the Küçük Kaynarca Treaty in 1774 and Russian expansionism in the Middle East. After decades of war in the proximity of the Black Sea, the treaty ceded control over the lands around the Sea of Azov, the Crimean Peninsula, and established a route towards the waters of the south. The Tsarists Russia was acknowledged as the protector of the Christian sites of worship and the Christian pilgrims. After the separation of the Crusader states during the Middle Ages and the fall of Constantinople the Tsarists Russia interpreted the provisions of the treaty on its behalf and extended its status of protectorate to all the Christians in the Ottoman territory, and it gained political, religious and cultural power in the Middle East.<sup>3</sup>

When World War I erupted, Britain and France promised Russia that, once the Ottoman Empire was defeated, Constantinople would come under Russian rule. That promise was not kept. During World War II, the Soviet Union and the U.K. occupied Iran and expelled its czar, to prevent German influence. By the 1960s, Soviet weapons and military were at large present into the Arab states, transforming the Middle East into Cold War competition. While the U.S. backed Arab monarchies and Israel, the Soviets sided with Egypt, Syria, Iraq, Libya and South Yemen. In 1979 with Iran's revolution, Russia influence began to fade. Egypt, signed a peace treaty with Israel, and Russia invaded Afghanistan. After Hussein's invasion of Kuwait in 1990, Gorbachev went along with the U.S. to expel Iraq. As Russia influence was weakening, US influence was growing. In the following decade, Russia was busy trying to prevent its own breakup.<sup>4</sup>

Russia current strategy is concentrated in Syria with a plan to access the Mediterranean which is the most important geopolitical point because it is the gateway to Europe and the Black Sea. During the Ottoman-Russian war, Russian ships were in the Mediterranean in order to block the Dardanelles and Bosphorus independence. Therefore the security of the Black Sea and the Mediterranean are bound together and who ever loses in one loses in both. The geopolitics of the Black Sea changed after Romania and Bulgaria became NATO members and Ukraine and Georgia became independent. NATO wants access to the Azov Sea, and the Kerch straight, which connects the Azov and the Black Seas, this is under Ukrainian control which represents a conflict between Russia and the West. Also, in 2005 the United States signed an agreement with Romania allowing the US to deploy 1,500 soldiers in the Black Sea. This is why Russia foreign policy is aiming towards the Mediterranean sea and Syria.<sup>5</sup> In other words Russia wants to use the main geo-strategical points in order to coordinate with the whole region but the cards are not on her side. Russia was and still is very persistent in its aims. Putin was aware that after the turbulence during the Bush presidency, President Obama would not want to intervene in the Middle East and he was sure that the United States would not mind his military intervention in Syria. Russia is gaining its momentum in the Middle East with the United States out of its way. The high tensions that the Islamic Republic has recently created with Saudi Arabia as well as in Syria is with the help of Russia. The Islamic Republic has made a contract with Russia for the purchase of \$21 billion worth of space equipment and aircraft and with this action Obama's policy for peace was destroyed.<sup>6</sup> Russia uses the withdrawal of the US from the Middle East in its favor and is turning the US allies against US by supplying them with weapons and other necessities.

In 2015 Russia was invited by President Bashar al-Assad, to intervene in Syria, and it was the first time since 1973 that the Russians entered the Middle East. Keeping Assad on power is not the only Russian ambition, it is involved in other Middle Eastern countries as well. With its presence it wants to accomplish economic, security and global prestige. Russia wants to overthrow the strategic partnerships of the United States with the Middle East including Turkey, Egypt and Israel. And it does that by building its own relations. During the Cold War, Russia and Turkey were opposing each other. After the fall of the Berlin Wall, the relationship warmed thanks to

<sup>3</sup> Parchizadeh Reza. "The historic Roots of Russian Expansionism in the Middle East". Oct.18, 2015. Retrieved from: <https://www.americanthinker.com/articles/2015/10/the-historic-roots-of-russian-expansionism-in-the-middle-east.html>

<sup>4</sup> Trofimov Yaroslav. "Russia's long Road to the Middle East". Wall Street Journal. Retrieved from: <https://www.wsj.com/articles/russias-long-road-to-the-middle-east-1464361067>

<sup>5</sup> Al-Marhoun Abdul Jalil. "The Story of Syrian-Russian relations". March 29,2014. Published in Article: Europe, & Russia, Middle East, Syria. Retrieved from: <https://www.middleeastmonitor.com/20140329-the-story-of-syrian-russian-relations/>

<sup>6</sup> Parchizadeh Reza. "The historic Roots of Russian Expansionism in the Middle East". Oct.18, 2015. Retrieved from: <https://www.americanthinker.com/articles/2015/10/the-historic-roots-of-russian-expansionism-in-the-middle-east.html>

strong economic and trade relations. Their relationship was disrupted again in 2015 when Turkey shot down a Russian jet after it violated Turkish airspace. Also, Turkey wanted to distance Russia from the Syrian Kurds in northern Syria, and Russia wanted to distance Turkey from removing Assad. Egypt is another country where Russia is making advances. From 1952 until the Camp David Accords in 1979, Egypt had been under the U.S.-Soviet competition. In the 1970's Egypt began to shift towards the US and became one of its most reliable partners. But the chaos that the Arab Spring created, gave Russia a new open door to Egypt. While the United States pulled back in 2013 and temporarily suspended military aid in order to help in the political reform, the Russians had no such interests and in 2014 it signed with Egypt the first arms agreement. Israel is another country where the Russians are gaining influence. They have negotiated an understanding that allows Israel to take limited air strikes in Syria if they detect movement from Damascus into Hezbollah in Lebanon.<sup>7</sup>

From a geopolitical perspective Russia wants to be the main power in the South Caucasus, the Caspian and Central Asia which is north of the Middle East. In a multi polar world, Russia is aware of the growing importance of Turkey, Iran, and Saudi Arabia, and it sees them as key regional partners. In security terms, Russia is concerned with the Muslim radicalism and domestic extremism, including terrorism. Chechen militant separatist and terrorist had posed a threat to Russia's national security. The resurgence of the Taliban is another threat, it threatens to revert Afghanistan which will become regional destabilizer, and if this happens Russia dependence in Central Asia will be weakened. Concerning, Iraq Russia is satisfied that Iraq will conclude a political deal and the U.S. will leave. Afghanistan is another concern because if the Western forces withdraw from the Hindu Kush, this would boost Muslim radicalism. Russia's other security concern is nuclear proliferation. Pakistan's nuclear ambitions are a threat, this is an unstable state where Islamist extremists prevail. During the Soviet intervention in Afghanistan, Pakistan served as a base for the mujaheddin, for al Qaeda and the Taliban. Throughout the cold war, Pakistan was America's ally. Furthermore, Russia does not want to see Iran acquiring nuclear weapons, but it is interested in a solution to the Iranian nuclear problem with monitoring by the International Atomic Energy Agency (IAEA). In economic terms, Russia, as a leading energy producer, sees the oil- and gas-rich countries of the Middle East as partners. Several Middle Eastern countries are consumers of Russian high-technology. Russia is completing the construction of the Bushehr nuclear power plant in Iran, and has similar plans for Syria, it wants to build railroads in Libya and Saudi Arabia, and it has been a major arms exporter to the region.<sup>8</sup>

The Russians presence and influence in the Middle East has not been due to a very cunning diplomacy, but with the cunning use of the internal uprisings and instability in the Arab world.<sup>9</sup> Putin's diplomacy is successful because of the economic, energy and military interests. It plays a key role in the Syrian crisis. Putin relies on his diplomats rare skills and knowledge of the region, and is open for talks with everyone which is a main feature of his diplomacy.<sup>10</sup> Russia has maintained excellent relations with Turkey which is a member of NATO and the strategic key between the Middle East and the Mediterranean. Russia enforced the cooperation between Turkey and Iran, another geopolitical strategy by which NATO can be fragmented. Russia's Rosatom, the state nuclear company, is building a nuclear power plant at Akkuyu, Southern Turkey, for 20 billion US dollars and it should begin to work by the end of 2023. The geopolitical action to put pressure on NATO. Russia intervened in Syria in order to reach a regional hegemony and force the United States and the EU to make concessions and to demonstrate that it is the best strategic and military power which is capable to influence the US and NATO.<sup>11</sup>

Russia's strategy in the region comprises of several elements: first it is open for talks to every one, and it has persuaded its political partners to discuss cooperation. The region's disappointment with the West is an advantage for Russia. Second, Russia is against any military intervention not approved by the UN Security Council, that is why it deployed its troops in Syria only after it was invited by the legitimate government. Third, Russia is trying to reclaim its Cold War role, it understands that it cannot compete with the US economically or politically and it does not directly oppose the US, but rather uses the region's disappointment in the US.

<sup>7</sup> Goldenberg Ilan, Smith Julie. March 7, 2017. "US-Russia Competition in the Middle East is Back". Foreign Policy Magazine. Retrieved from: <https://foreignpolicy.com/2017/03/07/u-s-russia-competition-in-the-middle-east-is-back/>

<sup>8</sup> Trenin Dimitri. "Russia's Policy in the Middle East: Prospects for Consensus and Conflict with the United States". A Century Foundation Report. Retrieved from: [http://carnegieendowment.org/files/trenin\\_middle\\_east.pdf](http://carnegieendowment.org/files/trenin_middle_east.pdf) pg. 4-6

<sup>9</sup> Laqueur Walter. "Russia Enters the Middle East". Foreign Affairs. Retrieved from: <https://www.foreignaffairs.com/articles/russian-federation/1969-01-01/russia-enters-middle-east>

<sup>10</sup> DAOU Marc. "Putin's diplomacy in the Middle East, 'a winning strategy'". 17/3/2018 Retrieved from: <http://www.france24.com/en/20180317-putin-diplomacy-middle-east-winning-strategy-syria-iran-turkey>

<sup>11</sup> Valori Elia Giancarlo. "The Russian strategy in the middle East". Nov. 29, 2017. Retrieved from: <https://moderndiplomacy.eu/2017/11/29/the-russian-strategy-in-the-middle-east/>

Furthermore, Russia intervention with weapons to Iraq in 2014 to fight ISIS, while the US and EU decided to limit weapons exports to Egypt in 2013 were some of the reasons for the rise in sales of Russian weapons. Fourth, Russia does not use ideological rhetoric. In dialogue with the countries it focuses on commonalities rather than differences. So far it had managed to maintain good relations with Iran, Israel, Qatar and Saudi Arabia. Finally, with its economic efforts it focuses on nuclear energy, oil and gas, petrochemicals, space, weapons and grain. In 2015, Russia and Jordan signed a \$10 billion agreement allowing Rosatom to build and operate two nuclear reactors with Egypt, and construct a nuclear power plant<sup>12</sup>

It can be concluded that Russia has finally gained its momentum, and it has partially achieved its purpose to be the main actor and reactor in the Middle East region. It played a good diplomatic and strategic role up till now to preserve its interests whether or not it will succeed in doing so in the future depends on many players that will uprear as actors in this game.

## **2. PAST, PRESENT AND DIPLOMATIC U.S. RELATIONS WITH THE MIDDLE EAST**

Before World War I the United States interests in the Middle East region was limited to commercial, missionary, and educational activities. The collapse of the Ottoman Empire placed the Middle East under European influence. Egypt, Iraq, Palestine, Sudan, and Transjordan were under the British mandate, while Lebanon, and Syria were under the French mandate. In the period between the two world wars, some states in the region gained a nominal independence, but the European colonialism delayed the Arab nationalism. The United States showed no interest during and after World War, until Japan bombed Pearl Harbor in 1941. During and after World War I, the American ideas, and principles were appealing to the Middle East. In addition, President Wilson's self-determination idea was very attractive for these states.<sup>13</sup>

Between the two world wars, the United States remained only slightly politically involved in the Middle East and economically it had established several economic contacts. The American petroleum companies negotiated deals in Iran, Kuwait, Saudi Arabia, and Bahrain. During World War II, the US presence increased, it reevaluated the importance of the oil reserves and by the end of the Second World War the Middle East was part of U.S. foreign policy.<sup>14</sup> At the end of World War II, the United States and the Soviet Union were the only two superpowers active in the region because Britain and France had economic difficulties and backed up as leading players. In 1941, Soviet troops were present in Iran and Turkey was under pressure. By 1945, the United States had to respond adequately because another war might have erupted. The US issued the Truman Doctrine in 1947 where the United States would take over Britain's commitment to Greece and Turkey.<sup>15</sup> In February 1955, the US efforts resulted in the creation of the Baghdad Pact Organization or the Middle East Treaty Organization [METO]. METO consisted of Iraq, Turkey, Britain, Pakistan, and Iran. Its main purpose was to limit possible Soviet Union expansion in the Middle East. Later the US presented the Eisenhower Doctrine, making US a member of the Anglo-American Association. The Doctrine was established due to the 1956 Suez War. In 1958 the Lebanon crisis resulted in the Baghdad Pact, except Iraq who was not part of the Pact, in order to endorse American intervention in Lebanon. The next year Iraq withdrew from METO and the organization was renamed the Central Treaty Organization (CENTO). The United States' support to CENTO continued until it completely decomposed in 1979. The US policies in the region were control, détente, and prevention. The United States remained as the sole superpower in the post-Cold War period. Hegemony, leadership and military power were the main aspects of the American foreign policy in the twentieth and early twenty-first century.<sup>16</sup>

Following the 9/11 attacks, US involvement in the Middle East grew even more. The United States deepened counter terrorism cooperation with allies like Egypt and Jordan and established ties with regimes, like Yemen and Libya. In 2003, the United States invaded Iraq and, triggered an insurgency that led to its presence in the region until the end of 2011. And as US departed Iraq, the Arab Spring grew overthrowing US allies in Egypt, Tunisia, and Yemen and creating civil wars in several countries. Although Obama was opposing US military

<sup>12</sup> Kozhanov Nikolay. "Russian Policy Across the Middle East. Motivations and Methods". Russia and Eurasia Programme Feb. 2018. Retrieved from: <https://www.chathamhouse.org/sites/default/files/publications/research/2018-02-21-russian-policy-middle-east-kozhanov.pdf> pg. 23-24

<sup>13</sup> Al Sarhan, A. S. (2017). United States Foreign Policy and the Middle East. Open Journal of Political Science , 7, 454-472 Retrieved from: [https://file.scirp.org/pdf/OJPS\\_2017090816443838.pdf](https://file.scirp.org/pdf/OJPS_2017090816443838.pdf) pg. 455-456

<sup>14</sup> Ibid, pg. 456-457

<sup>15</sup> Ibid pg. 457

<sup>16</sup> Ibid pg. 458-459

intervention in the region, after 2014 the Islamic State advanced in Iraq and the US had to begin air strikes. Today's US interests in the Middle East are: ensuring the free flow of oil; preventing nuclear proliferation; fighting terrorism; maintaining the security of Israel; and promoting democratization. Iran, the Islamic State, and al-Qa'ida at times pose real threats to these interests. To protect its interests, the United States should try to contain the violence in Iraq and Syria, weaken the Islamic State, and promote peace between Israel and the Palestine.<sup>17</sup> Even though America has reduced its dependence on Middle Eastern oil, the United States still fears Iran, and the threat it poses to the US and its allies. Such a threat is the massive influx of refugees in Europe due to the civil war in Syria which poses economic and security threat to Europe. The rise of ISIL has increased the threat of terrorism to the U.S. and to its allies.<sup>18</sup> Trump's presidency, has different priorities from those of president Obama which are undermining regional cooperation and stability. Trump's aggressive counter terrorism strategy has failed to include the crucial soft-power tools that will help counter future extremism. Iran expands its influence through alternatives in Syria, Yemen and Lebanon; and American policies in Israel have only intensified Palestinian rejection. With no successes stories up until now Trump promises to eliminate violent Islamic extremism, contain Iran, and end the Israeli-Palestinian conflict are highly unlikely in the near future.<sup>19</sup>

Since the beginning of the conflict in Syria, the United States had no clear strategy. Terrorism, violence, instability, human displacement, and geopolitical friction were only the side effects. While the United States has many interests related to the war in Syria, its primary foreign policy is the prevention of terrorist attacks.<sup>20</sup> Which is a very vague policy, it is trying to protect itself instead of trying to find a solution to the problem that leads to the terrorist attacks. The US needs a strong and stable foreign policy that will lead to the protection of human rights, preserve peace and stability and promote democracy in the region which can start with confirming the good diplomatic relations with its allies in the region.

### **3. PAST AND PRESENT EU RELATIONS WITH THE MIDDLE EAST AND ITS DIPLOMACY**

Europe's has a long history with the Middle East and has different views toward the region especially different from those of the United States and Russia. Europe's crusades and colonialism in the Arab world still produce wariness and guilt. Guilt towards the struggle of Palestinian freedom but also support towards Israel because of the Holocaust. Europe's own bloody history has produced aversion towards the use of force and it only uses diplomacy for solving conflicts. Europeans claim that the Middle East is part of "Europe's neighborhood," and this makes political and economic stability a priority, for ensuring that problems do not spill over into Europe, like terrorism, and migrant inflows creating political instability and economic hardship. The EU is the primary trading partner of the region. EU exports to the Middle East are three times larger than U.S. exports. Many European countries want to protect these commercial ties, and often do this at the expense of security.<sup>21</sup> In recent years Europe pulled back from the active support for democracy and human rights in the Middle East and North Africa (MENA). The budgets and projects have not been cut or shut down and the EU distributions under the European Instrument for Democracy and Human Rights (EIDHR) have increased, but the economic crisis has reinforced inward policy making, and strengthened protectionism. The collective security challenges in the MENA, including nuclear proliferation and other regional security crises, changed European priorities. At the same time, the EU capacity of facing this challenges was weakened by its internal transition. EU foreign policy in the region has become more securitised, due to terrorism and migration.<sup>22</sup>

<sup>17</sup> Byman Daniel and Moller Bjerg Sara. "The United States and the Middle East Interests, Risks, and Costs". Retrieved from: [http://www.tobinproject.org/sites/tobinproject.org/files/assets/Byman%20%26%20Moller%20-%20The%20United%20States%20and%20the%20Middle%20East\\_0.pdf](http://www.tobinproject.org/sites/tobinproject.org/files/assets/Byman%20%26%20Moller%20-%20The%20United%20States%20and%20the%20Middle%20East_0.pdf) pg. 1-2

<sup>18</sup> Muller P. Karl, Wasser Becca, Martini Jeffrey, Watts Stephen. "US Strategic Interests in the Middle East and Implications for the Army". Retrieved from: [https://www.rand.org/content/dam/rand/pubs/perspectives/PE200/PE265/RAND\\_PE265.pdf](https://www.rand.org/content/dam/rand/pubs/perspectives/PE200/PE265/RAND_PE265.pdf) pg. 1-2

<sup>19</sup> "Trump's Middle East Policy at One year. Policy Lacks Strategic Coherence Despite rhetoric". Retrieved from: [https://www.mei.edu/sites/default/files/publications/PF2\\_Feierstein\\_US%20Foreign%20Policy\\_0.pdf](https://www.mei.edu/sites/default/files/publications/PF2_Feierstein_US%20Foreign%20Policy_0.pdf) pg.1

<sup>20</sup> Barron Robert, Barnes Joe. "Trump policy in the Middle East: Syria ". Issue Brief 3.7.2018 Rice University Baker Institute for Public Policy. Retrieved from: <https://www.bakerinstitute.org/media/files/files/2883be8c/bi-brief-030718-cme-syria.pdf>

<sup>21</sup> Archick Kristin. March 9, 2009. "European Views and Policies towards the Middle East". CRS Report for Congress. Retrieved from: <https://fas.org/sqp/crs/mideast/RL31956.pdf> pg. 2-3

<sup>22</sup> Kausch Kristina. "The Return to 'Realism' in European Union Policies in the Middle East". Europe and the Middle East perspectives on Major Policy Issues. Retrieved from: [http://eeas.europa.eu/archives/delegations/egypt/documents/syarah\\_dawlia\\_final\\_en.pdf](http://eeas.europa.eu/archives/delegations/egypt/documents/syarah_dawlia_final_en.pdf) pg.45-46



Democracy promotion is one of the aims of the European Foreign Policy towards the Middle East. A “democratic” policy, which was expressed in the ‘Barcelona Process’ of 1995 or the Euro-Mediterranean Partnership, has also been pointed out in the final report of the EU Strategic Partnership with the Mediterranean and the Middle East. Lebanon, Syria, Israel and Palestine are also being embraced by the European Neighborhood Policy. There are different approaches used for the region: soft security and socioeconomic strategies, the EU-3 involvement prevails; a bilateral approach outbalances the regional approach which is installed in the bilateral association agreements. The EU is a complex structure, and all three institutions have different competences in the foreign policy. The Commission has a higher profile in the Middle East due to the primary objectives which are aid, trade, financial resources while the Council is represented in the diplomatic activities.<sup>23</sup>

The provisions in the Barcelona process to fight corruption, promote accountability and transparency, promotion of European norms, and the protection of human rights did not give the expected results. The EU principle of conditionality works only when “membership” is offered and even then it may not be successful. When EU membership is not offered the chances of exporting European norms and values are very low. EU pressures and demand for democratization which are part off the political conditionality have been very soft and limited, and economic reforms and benefits have been more outstanding. The region is interested in more financial aid, facilitation of the visa regime and no interference in its domestic affairs. And the aims of the EU are opposite of those of the countries of the region. Since the European Neighbourhood Policy has embraced “East” (Moldova, Ukraine, Georgia, Armenia, Azerbaijan) and “South” (Morocco, Algeria, Lybia, Egypt, Israel, Palestine, Lebanon, Syria and Jordan) , there has been no space for an effective policy in the Middle East different than the Barcelona Process. The EU is not the only player in the region and therefore it is difficult to distinguish its successes or failures from negotiation and conflicts resolution.<sup>24</sup>

Europe focused on using diplomacy and soft power in dealing with the Middle East. This is practical choice since the EU does not have the same military power as the other players and needs to be cautious. The United States, can use its military power to exercise change in Middle East, the EU uses soft power because it is more fearful of a foreign policy blow back. The EU has been promoting regional trade agreements as its preferred instrumentation policy.<sup>25</sup>

The Middle East is once again in a fragile position, at war, with mass murders, with state failures, transnational terrorism, physical and societal destruction, arms purchases, use of chemical weapons and proliferation of WMD. These developments are a threat to the region and to the rest of the world. The war is fueled by regional and international players. It characterizes the rivalry between Saudi Arabia and Iran for regional supremacy and involves couple of countries that want to play the regional power game, such as Turkey and Israel.<sup>26</sup>

Russia return to the region is because it wants to impose its role as a power while keeping relations with all regional players. On the other hand China keeps a low profile, it promotes its Silk Road project in order to make her the main economic power in the world, and the Middle East is the central part which stands as a bridge between Europe and Asia . US retreat is not irrelevant it means that the region will be less reliable on US. Europe is strategically absent, it wanted to stabilize the region through cooperation and progressive integration. This absence is worrisome, both for Europe and for the region. The region was comfortable with taking from the European integration process. Europe’s failure to change the situation in the region turned out to be a threat against the European model itself. If Europe wants to present a solution of the problems, it needs to be a strategic player, instead of being a spectator. As High Representative Mogherini said in a recent speech in Rome, the EU needs a coherent and common EU vision to replace the instability in the region, including its own short and long term interests, as well as the means to impose its vision in the world. The EU would have to turn to the US and encourage it to launch a more active diplomacy, for the common interests of all. Without a hard diplomacy, its principles and good intentions will be useless.<sup>27</sup>

<sup>23</sup> Kuzmicheva larisa. “EU Foreign policies in the Middle East -- Iran, Iraq, Syria Israeli - Palestine peace process. Retrieved from: <https://www.wilsoncenter.org/sites/default/files/kuzmicheva.pdf>

<sup>24</sup> Ibid

<sup>25</sup> Momani Bessma. “The EU, The Middle East, and Regional Integration”. World Economics Vol.8 No.1 Jan - March 2007 Retrieved from: [http://www.arts.uwaterloo.ca/~bmomani/Documents/World\\_Economics\\_EMFTA.pdf](http://www.arts.uwaterloo.ca/~bmomani/Documents/World_Economics_EMFTA.pdf)

<sup>26</sup> Otte Marc. “The Quest for a Regional Order in the Middle East”. Security Policy Brief No. 94 February 2018 Retrieved from: <http://www.egmontinstitute.be/content/uploads/2018/02/SPB94.pdf?type=pdf> pg 1

<sup>27</sup> Ibid, pg. 2-3

## CONCLUSION

To conclude, the Middle East is once again at a very fragile state which may have spill over effect in other regions of the world. Therefore, the issue should be regarded with great caution. The two great powers place their own interests in front of such fragile issue. Russia chases its own aspirations and it is using the region to accomplish them. It uses the weaknesses of the states to sell weapons or to destabilize other states and become economically and militarily more powerful. It aspires to be a great power with a good geopolitical position. On the other hand the US backed out from the region in order to secure itself from the terrorist attacks even though it does not have a clear strategy. The new presidency has forgotten how to play the card of a good diplomat. It stands for the postulates of democracy and human rights but by backing up it diminishes them, in a region where they are needed the most. The region needs the US good and strong diplomacy in order to regain at least a little bit of peace and hope for prosperity, because now there is no hope. Therefore, both of the great powers turned to its own interests disregarding the damage they have caused one on purpose, the other one from withdrawing. And finally the EU which always plaid on the safe side. With the present situation an opportunity has been given to the EU to present its strong diplomacy by using the US as its ally because militarily it can not act by itself. The soft power that it used is not good enough and it does not show any progress. The EU is different from the US and Russia because it has never had any aspirations or self interest in the region, it acted on pure believes to promote and safeguard democracy, stability and human rights. It can use this attribute to gain the respect needed and to obtain a stable and secure power policy which can be done through its strong diplomacy and socioeconomic strategies, and it does not have to act alone other actors can help that believe in the same values.

## REFERENCE LIST

- Al-Marhoun Abdul Jalil. "The Story of Syrian-Russian relations". March 29,2014. Published in Article: Europe, & Russia, Middle East, Syria. Retrieved from: <https://www.middleeastmonitor.com/20140329-the-story-of-syrian-russian-relations/>
- Al Sarhan, A. S. (2017). United States Foreign Policy and the Middle East. Open Journal of Political Science , 7, 454-472 Retrieved from: [https://file.scirp.org/pdf/OJPS\\_2017090816443838.pdf](https://file.scirp.org/pdf/OJPS_2017090816443838.pdf)
- Archick Kristin. March 9, 2009. "European Views and Policies towards the Middle East". CRS Report for Congress. Retrieved from: <https://fas.org/sgp/crs/mideast/RL31956.pdf>
- Barron Robert, Barnes Joe. "Trump policy in the Middle East: Syria ". Issue Brief 3.7.2018 Rice University Baker Institute for Public Policy. Retrieved from: <https://www.bakerinstitute.org/media/files/files/2883be8c/brief-030718-cme-syria.pdf>
- Byman Daniel and Moller Bjerg Sara. "The United States and the Middle East Interests, Risks, and Costs". Retrieved from: [http://www.tobinproject.org/sites/tobinproject.org/files/assets/Byman%20%26%20Moller%20-%20The%20United%20States%20and%20the%20Middle%20East\\_0.pdf](http://www.tobinproject.org/sites/tobinproject.org/files/assets/Byman%20%26%20Moller%20-%20The%20United%20States%20and%20the%20Middle%20East_0.pdf)
- DAOU Marc. "Putin's diplomacy in the Middle East, 'a winning strategy". 17/3/2018 Retrieved from: <http://www.france24.com/en/20180317-putin-diplomacy-middle-east-winning-strategy-syria-iran-turkey>
- "Diplomacy quotes". Retrieved from: <https://www.goodreads.com/quotes/tag/diplomacy>
- Goldenberg Ilan, Smith Julie. March 7, 2017. "US-Russia Competition in the Middle East is Back". Foreign Policy Magazine. Retrieved from: <https://foreignpolicy.com/2017/03/07/u-s-russia-competition-in-the-middle-east-is-back/>
- Kausch Kristina. "The Return to 'Realism' in European Union Policies in the Middle East". Europe and the Middle East perspectives on Major Policy Issues. Retrieved from: [http://eeas.europa.eu/archives/delegations/egypt/documents/syarah\\_dawlia\\_final\\_en.pdf](http://eeas.europa.eu/archives/delegations/egypt/documents/syarah_dawlia_final_en.pdf)
- Kozhanov Nikolay. "Russian Policy Across the Middle East. Motivations and Methods". Russia and Eurasia Programme Feb. 2018. Retrieved from: <https://www.chathamhouse.org/sites/default/files/publications/research/2018-02-21-russian-policy-middle-east-kozhanov.pdf>

- Kuzmicheva Larisa. "EU Foreign policies in the Middle East -- Iran, Iraq, Syria Israeli - Palestine peace process. Retrieved from: <https://www.wilsoncenter.org/sites/default/files/kuzmicheva.pdf>
- Laqueur Walter. "Russia Enters the Middle East". Foreign Affairs. Retrieved from: <https://www.foreignaffairs.com/articles/russian-federation/1969-01-01/russia-enters-middle-east>
- Momani Bessma. "The EU, The Middle East, and Regional Integration". World Economics Vol.8 No.1 Jan - March 2007 Retrieved from: [http://www.arts.uwaterloo.ca/~bmomani/Documents/World\\_Economics\\_EMFTA.pdf](http://www.arts.uwaterloo.ca/~bmomani/Documents/World_Economics_EMFTA.pdf)
- Muller P. Karl, Wasser Becca, Martini Jeffrey, Watts Stephen. "US Strategic Interests in the Middle East and Implications for the Army". Retrieved from: [https://www.rand.org/content/dam/rand/pubs/perspectives/PE200/PE265/RAND\\_PE265.pdf](https://www.rand.org/content/dam/rand/pubs/perspectives/PE200/PE265/RAND_PE265.pdf)
- Otte Marc. "The Quest for a Regional Order in the Middle East". Security Policy Brief No. 94 February 2018 Retrieved from: <http://www.egmontinstitute.be/content/uploads/2018/02/SPB94.pdf?type=pdf>
- Parchizadeh Reza. "The historic Roots of Russian Expansionism in the Middle East". Oct.18, 2015. Retrieved from: [https://www.americanthinker.com/articles/2015/10/the\\_historic\\_roots\\_of\\_russian\\_expansionism\\_in\\_the\\_middle\\_east.html](https://www.americanthinker.com/articles/2015/10/the_historic_roots_of_russian_expansionism_in_the_middle_east.html)
- Trenin Dimitri. "Russia's Policy in the Middle East: Prospects for Consensus and Conflict with the United States". A Century Foundation Report. Retrieved from: [http://carnegieendowment.org/files/trenin\\_middle\\_east.pdf](http://carnegieendowment.org/files/trenin_middle_east.pdf)
- Trofimov Yaroslav. "Russia's long Road to the Middle East". Wall Street Journal. Retrieved from: <https://www.wsj.com/articles/russias-long-road-to-the-middle-east-1464361067>
- "Trump's Middle East Policy at One year. Policy Lacks Strategic Coherence Despite rhetoric". Retrieved from: [https://www.mei.edu/sites/default/files/publications/PF2\\_Feierstein\\_US%20Foreign%20Policy\\_0.pdf](https://www.mei.edu/sites/default/files/publications/PF2_Feierstein_US%20Foreign%20Policy_0.pdf)
- Valori Elia Giancarlo. "The Russian strategy in the middle East". Nov. 29, 2017. Retrieved from: <https://moderndiplomacy.eu/2017/11/29/the-russian-strategy-in-the-middle-east/>

**CITATION:** *Proceedings of IBAD 2018 – 3rd International Scientific Research Congress on Humanities and Social Sciences, July 9-11, 2018 - Skopje, Macedonia*

**ISBN:** 978-605-66529-2-9

**DOI:** 10.21733/ibad.454330

**PAGES:** 106-116

## **ISTANBUL PAST AND PRESENT: A LINGUISTIC LANDSCAPE PERSPECTIVE**

**John Wendel**

Prof. Dr., Dokkyo University, JAPAN, jnwendel@gmail.com

### **Abstract**

This paper reports on a linguistic landscape study undertaken in Istanbul, Turkey from August 2016 to March 2017. A linguistics landscape study takes account of all the visible language typically found on signs in a bounded area such as a city, a commercial district or neighborhood. Combining historical, demographic and other data, a linguistic landscape analysis generates insights into the past and present-day interrelationships between languages in the context of their communities: in short, a sociolinguistic profile. Several such studies have been carried out in major urban centers such as Tokyo (Backhaus 2007) and Antwerp (Blommaert 2013). This is the first ever linguistic landscape study of Istanbul. This paper has two parts. Following a brief introduction to linguistic landscape studies, Part I reports on a survey of ten Istanbul *mahalle* (districts). The results of this quantitative analysis reveal, among other things, the overall dominance of the Turkish language throughout the greater share of Istanbul's landscapes (69% monolingual Turkish signage across the landscapes surveyed); the pervasiveness of English (comprising 51% monolingual English of the total signage in one district); and the emerging visibility and importance of Arabic (12% monolingual Arabic in one district). Part II of the study examines Istanbul's landscape as a whole from a more nuanced, qualitative perspective. This analysis is thematic in nature and will focus on the dynamic and volatile aspects of Istanbul's linguistic landscapes as they transform and adapt to political and social upheavals and the changing realities in present-day Turkey. The results, on the one hand, show how recent commercial, social and political trends shape and configure distinct sociolinguistic regimes in each of Istanbul's districts, and, on the other hand, reveal how the linguistic 'deposits' force a historicization of the linguistic landscape in the analysis. Among other things, these results demonstrate that linguistic landscapes cannot be 'read' or understood in any meaningful sense without, at the same time, bringing to bear on the interpretation past and present social, political, demographic events and trends.

**Keywords:** Istanbul, sociolinguistic regimes, urban sociolinguistics, linguistic landscapes

## 1. INTRODUCTION

In the city—much like the air we breath, so too we are surrounded by visible language. Posters, billboards, huge electronic screens beaming adverts, an entreaty to locate a ‘Lost Cat’, a piece of paper taped to the shop door announcing ‘Back in five minutes!’, spray-painted expletives on store fronts and much more clutter the visual field: it would seem that cityscapes exist for the sole purpose of showcasing language objects. And rarely, if ever, does this clutter of language give us cause or pause for reflection. Like the air, it just is. But as Louis-Jean Calvet pointed out years ago in his comparison of the *environnement graphique* of Dakar and Paris (Calvet 1993), each sign has a story to tell. Not so much in what the sign ‘says,’ Calvet would be quick to point out, but, for starters, the story about the language or languages on the sign (Whose languages? Which language comes first?), the placement of the sign (Who owns this space? Why here and not somewhere else?), and the ownership of the sign (Who put it there? On whose authority?). It was the call to tell this side of the story, so to speak, that launched investigations into linguistic landscapes.

As Calvet noted, though signs are information bearing, they also include social meanings that point to or indicate relationships among languages and speakers in the wider community. Landry and Bourhis, who coined the expression “linguistic landscape,” have said as much: “The predominance of one language on public signs relative to other languages can reflect the relative power and status of competing language groups” (Landry and Bourhis 1997:26). And because, as Jan Blommaert and others have put it, space is always “someone’s space, not empty space”, signs are placed in “social space” (Scollon and Scollon 2003; Blommaert 2013). From these perspectives, signs are implicated in matters of power, status, competition and inequality

One purpose of these studies is to develop a thumb-nail sociolinguistic profile of a neighborhood or a district which uncovers power hierarchies and the sociolinguistic regimes (Blommaert and Maly 2014) that underpin them—that is, the assumptions, expectations, and behaviors that people have about the languages they *may* use (at home, for example) or *must* use (at the market place or court house, for example, in order to secure services). Ultimately a linguistic landscape study aims to explain the underlying dynamics and processes of change in language communities and their linguistic landscapes, using historical, demographic and other background information that contextualizes the unique conditions and circumstances of space over time.

That said, what better human social environment in which to test the explanatory power of analyses of linguistic landscapes than that of a globalized urban metropolis? The great metropolises today are cosmopolitan centers that combine the panoply of Silk Road communication traditions and strategies (*lingua francas*, improvised codes, language mixing) with emerging novel forms of interaction and discourse (spawned by present day mobility and digitalized information technologies) which have mutated social structures and challenged the concept of the ‘community’—in times past, a more-or-less bounded, stable, social formation redolent of predictability and order. To date, employing a wide range of methodological approaches, investigators have examined the linguistic landscapes of cities such as Tokyo (Backhaus 2007), Taipei (Curtain 2009), Bangkok (Huebner 2006) and Antwerp (Blommaert and Malay 2014). This paper will report on the first-ever study of the present-day linguistic landscapes of Istanbul.

For more than two thousand years, Istanbul has been one of the planet’s great urban centers. Its unique bridging position between Europe and Asia made Istanbul’s narrow Bosphorus strait the foremost cross-roads for East-West trade caravans, invading armies, and human migrations. Formerly the capital of the Byzantine Empire, Constantinople was captured by the Ottomans in 1453 and remained the capital of the Ottoman Empire until the founding of the Turkish Republic in 1923. Throughout the early years of the republic, in efforts to build an ethnically homogeneous nation state out of the cosmopolitan empire, not only did the government undertake a radical language reform project that resulted in the adoption of Latin alphabet and a large-scale replacement of vocabulary of Arabic and Persian origin for Turkish equivalents (see Lewis 1999), the government also undertook a program of Turkification for which large-scale demographic schemes were enacted that included deportations, depopulations, and repopulations. If not the political capital of the Turkish republic

(which had been moved to Ankara), Istanbul remained the economic and cultural center of Turkey and was itself greatly transformed by these social and political upheavals of the early 1900s: consider that Istanbul in 1900 was 56% non-Muslim; by the late 1960s it was 99% Muslim (Mills 2010, King 2014). A hugely important city today of some 20 million residents, it is natural that we should want to examine the language situation of Istanbul and take stock of its rich linguistic heritage.

As above, signs have a story to tell and therefore a history to document. Such was Pavlenko's message in her study on the linguistic landscapes of Kiev, Ukraine for which she took a "diachronic" perspective (Pavlenko 2010). Moreover the obligation of linguistic landscape researchers to consider in their analyses the historical dimension points to Jan Blommaert's criticism of much of the linguistic landscape work to date (Blommaert 2015). In the case of Istanbul, much of the landscape reaches deep into history (after all, it is the city that answers to three major historical eras and is known by names familiar to middle-school students everywhere: Byzantium, Constantinople, Istanbul); in order to understand the presence and relevance of these 'signs,' their place and function in the landscape, we must appeal to past events, trends, and ideologies that account for the transformations that we uncover.

This paper will present the preliminary results of a survey of ten Istanbul linguistic landscapes. The study includes both a quantitative and a qualitative dimension, and a full exposition of the findings will await the full paper.

There are three research questions for this study:

1. How were the linguistic landscapes of Istanbul constituted during the closing decades of the Ottoman Empire?
2. What are the linguistic landscapes of present-day Istanbul?
3. What processes have shaped and are shaping Istanbul's linguistic landscapes?

## **2. PROCEDURES**

In order to address research question #1 (and also to obtain a broader picture of the language situation of Byzantium/Constantinople/Istanbul across the centuries), I relied on research studies and historical sources, photographs, postcards, graffiti, fresco and mosaic inscriptions, and additionally, what I have called "alternative linguistic landscapes" (Wendel 2017, under review): calendars, postage stamps, grave stones, and visa stamps. For research question #3, I rely on historical accounts of Istanbul and Turkey, among other source materials, to explain the differences found between Istanbul's pre-republic and post-republic linguistic landscapes.

For the present day linguistic landscapes (research questions #2), data for this study were collected by the author during a sabbatical leave taken in Istanbul from August 2016 to March 2017. The neighborhoods included in this survey focused particularly on the historical quarters of the city, Fatih and Beyoğlu: four formerly Jewish, Greek, Armenian, and/or Latin communities (Fener, Kumkapı, and Harbiye on the European side; Kuzguncuk on the Asian side); two former principally European districts on or near the many-storied Grand Rue de Pera (İstiklal and Galata); three districts in Fatih that have been known as principally Muslim communities since the 1453 conquest (Haseki, Aksaray, and Sultanahmet); and finally, one outlying district some five kilometers from the historic city center, Bağcılar. Whereas Bağcılar lies in a more recently settled region of Istanbul, Sultanahmet (with its Hagia Sophia church, Hippodrome of Constantinople, Basilica Cistern, Blue Mosque and Topkapi Palace) is the oldest district, the very heart of ancient Constantinople, and is today a major tourist destination.

I documented, taking photographs and notes (and whenever possible, interviewing shop-keepers and residents), all visible language along the streets surveyed including all signs (e.g., street names, tourist explanation panels, banners overhanging streets; signs in shop windows, on street-sellers carts, on the pavements), graffiti, and notices or handbills pasted or stapled on telephone posts, walls, or buildings. I did not include signs above the 2<sup>nd</sup> level on buildings—the exceptions were huge usually political banners draped on buildings and very large commercial billboards. I lived in two of the research sites

(Kuzguncuk and İstiklal) for several months; the other sites were visited multiple times before the formal survey was conducted. A total of 2,658 signs were documented for this study, an average of 266 signs for each site.

A data-driven language-based coding scheme was developed that most usefully captured generalizations and trends concerning the language on the signs. As part of the main analysis, each sign was put into one of four categories for Language: monolingual Turkish, bilingual Turkish and English, monolingual English, and Other. The Turkish and English bilingual group included signs on which both languages appear—'bilingual' is not intended to suggest any particular relationship between the two languages on the sign, i.e., the English on the sign may or may not be a translation of the Turkish. The Other group comprises all additional signs and includes other languages, monolingual and otherwise, and all language combinations. This means, however, that Turkish and/or English may also be found on signs within this category, appearing, for example, with Greek or Arabic. Signs were also categorized according to Agency, i.e., who or what entity placed them: top-down or bottom-up. A sign was top-down if it was placed by the municipal or national government, or a religious authority. A sign was classified as bottom-up if it was placed by a corporation, business, or an individual.

To summarize, in addition to taking photographs of the signs, I noted the following information.

- Language: Turkish, Turkish+English, English, or Other
- Agency: whether a sign was top-down or bottom-up
- The number of languages, the kinds of languages, and their order of appearance on the signs
- Any historical background of the signs observable at the site
- Any further notable characteristics of the signs: size, color, configuration.

### 3. RESULTS AND DISCUSSION

Many available sources are informative about the demographic composition of Istanbul during the Ottoman era. For the 17<sup>th</sup> century, I have relied on the only other linguistic landscape study on Istanbul. Using contemporary accounts by travelers, dragomans, and transcription texts, Csató et. al. (2010) provide a portrait of the linguistic ecology of Istanbul in the 1600s. Their study also provides maps (see Fig. 1) showing the locations of the many religious and ethnic communities found at that time—points of contact they have aptly labeled, “areas of cross linguistic encounters” (Csató 2010: 421).

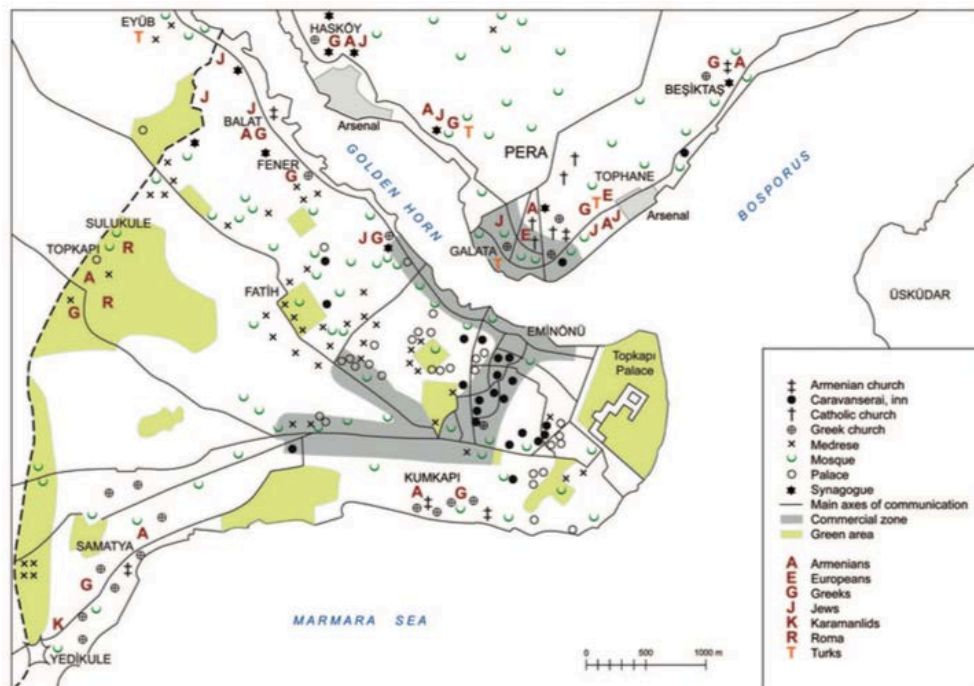


Fig. 1. Points of “cross-linguistic encounters” in 17<sup>th</sup> century Istanbul (Csató et al 2010: 421)

A contemporary account of Istanbul for the early 1900s, written by Johnson (1922), also includes a “Nationality Map” showing identical locations for these same communities three hundred years on. For population estimates for Istanbul districts within the city, I have relied on the information provided in secondary sources (e.g., Mills 2010, King 2014). I have also accumulated abundant evidence from old photographs dating from 1870s through to the early republic years (e.g., Fig. 2), calendar leaves (e.g., Fig. 3); and postage stamps (which precisely document the transition from Ottoman Turkish to French—the then *lingua franca*), to modern Turkish written in the Latin alphabet). Altogether the secondary sources and ‘alternative’ linguistic landscapes demonstrate without any doubt that Istanbul’s late Ottoman era linguistic landscapes reflected the cosmopolitan composition of the various resident communities (i.e., not transient or ‘tourist’ communities, but communities that had been founded hundreds of years prior). These findings suggest distinct sociolinguistic regimes were to be found in each district of the old city based in large measure on the resident populations of those districts.



Fig. 2: Multilingual signage along Tahtakale Caddesi, Eminönü, 1910s.



Fig. 3. Multilingual leaf from a 1911 calendar (printed in Constantinople).



The main results of the survey of ten Istanbul linguistic landscapes are found in Figure 4. These are arranged from top to bottom according to the percentage, in descending order, of Turkish monolingual signs for each district (see the ‘Turkish’ column in Figure 4). The districts with the highest percentage of Turkish monolingual signs are Bağcılar and Kuzguncuk, 94% and 92% respectively; the two districts with the least monolingual Turkish signage are Aksaray and Sultanahmet, 44% and 29% respectively. It is interesting that a Pearson correlation confirms that there are neither strong nor moderate correlations among the sign types: that is, for example, the proportion of monolingual English signs does not increase with a corresponding decline in monolingual Turkish signs. This suggests that each district has its own unique signature that is shaped by specific and local (and historically-based) contingencies. These results in Figure 4 suggest three configurations: Those districts whose signage is predominately monolingual Turkish (over 90%: Bağcılar and Kuzguncuk); those whose majority signage is monolingual Turkish (between 50%-75%: İstiklal – Haseki, 6 districts); and those whose signage less than 50% (Aksaray and Sultanahmet).

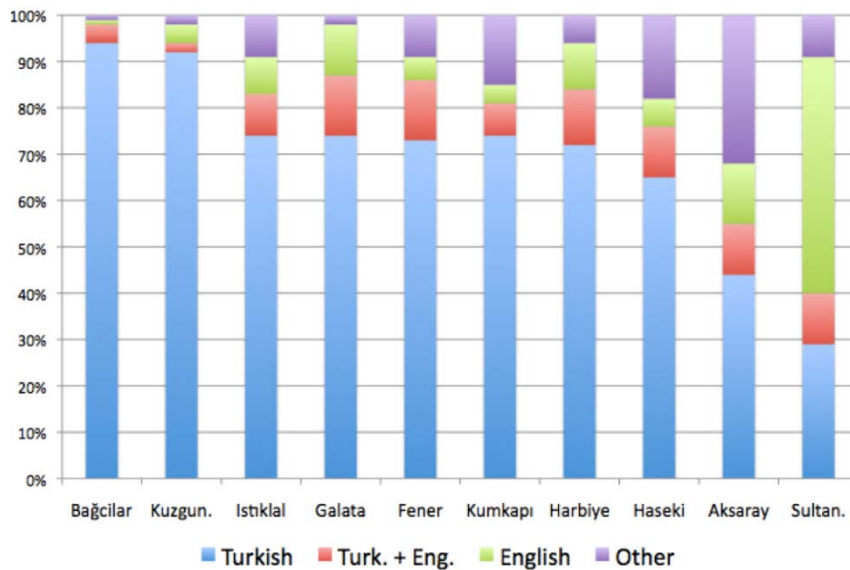


Figure 4: Percentages of signs across 10 Istanbul districts by language

[Turkish=Turkish monolingual signs; English=English monolingual signs; Turk+Eng= Turkish and English bilingual signs; Other=all other languages and combinations]

### 3.1. Kuzguncuk

Kuzguncuk is a small residential community of several thousand people on the Asian side, tucked in a narrow valley leading down to the Bosphorus, just two kilometers north of Üsküdar—the latter being the former Greek city of Scutari which in the 1880s had a Muslim majority population, but also half as many Armenians. In the present day, there are two populations living in Kuzguncuk: a tightly knit, traditional elderly Turkish community, and a community of younger newcomers including art gallery and boutique shop owners, artists, and the like (Mills 2010). There are also a few longtime foreign residents from Europe, North America and Japan. However, Kuzguncuk had been, at least from the 1600s up until the early 1900s (Csato et.al. 2010) a chiefly Greek and Jewish neighborhood. In its day, the neighborhood also included a sizable community of Armenians. Population statistics (cited in Mills 2010, p. 43) for 1914 are indicative: 1,600 Armenians, 400 Jews, 250 Greeks, 70 Muslims, and 4 foreigners (i.e., Europeans). These facts explain the neighborhood’s two Jewish synagogues, three Greek Orthodox churches, one Armenian church, the largest Jewish cemeteries in Istanbul with gravestones dating back over 200 years, and a large Greek cemetery, among other non-Muslim landmarks in the valley. These facts also suggest that Kuzguncuk’s sociolinguistic regime in the pre-republic years was multilingual, including Greek, Ladino, and Armenian—and that what little signage were to be found along the main shopping street during these early years would include these

languages. Note that these languages were used in everyday communication: the signs would have been intended for residents and local shoppers, not for tourists and transients.

Today, however, there are only a handful of Greeks and Jews resident in the community (Mills 2010). The Turkification policies of the early 1900s and events through the 1950s (e.g., the Istanbul pogrom of 6-7 September 1955) and 1960s (e.g., the deportation of thousands of Istanbul Greeks in the wake of the 1963 'Bloody Christmas' massacre in Cyprus) are the causes for the departure of the non-Muslim Kuzguncuk population.

Kuzguncuk has in the past 20 years undergone significant gentrification. Recently, there have been efforts to restore many of the old row houses that had been abandoned or fallen into disrepair. The main street leading up from the Bosphorus, İcadiye Sokak, is lined with small businesses, pastry shops and bakeries, restaurants, and art galleries. The restaurants and tea houses always have customers, most of them local on weekdays, usually seated outside on small tables and chairs, spilling out at times into the street. A popular tourist destination for locals (particularly for businesses who specialize in wedding photos for the soon-to-be married couples who yearn for the nostalgic Istanbul scenes of an imagined 'yesteryear') its small food establishments do a fast business on the weekends.

As above, Figure 4 shows Kuzguncuk a strongly Turkish sociolinguistic landscape profile (e.g., 92% of its signs are monolingual Turkish). We can deduce that the target audience is Turkish, for both the residents and the weekend visitors. A few details of Kuzguncuk's signage will bear this out. We note that 244 of the 266 of signs are monolingual Turkish, so what is going on with the 22 signs? Of the 22 such signs: 5 are bilingual Turkish and English, ten are monolingual English, and 7 are categorized as Other. All of the five bilingual and ten English signs are commercial. In all cases, English and the other foreign languages (but see below) are used for their cachet of modernity and foreign cultural references (e.g., the "Betty Blue" restaurant), and minimally for the information they bear. Several examples follow:

Turkish + English – "Harmony Sanat Gallery" [Harmony Art Gallery]—One of the five 'Turkish+English' signs, the use of the English expression "harmony" gives the art gallery a warm, calm and perhaps spiritual air. The use of the English word *harmony* is used as much for its cachet of modernity as it is for its informative content.

English – "Olive and Beyond"—One of ten monolingual 'English' signs to be found along the 400m of İcadiye Cad. surveyed. The sign appears above the store entrance, inscribed onto a fine piece of wood—there is no other signage on this store. The store features cold-press olive oil and olive oil products and has all the trimmings of being up-scale and exclusively for olive oil gastronomes. The sign "Olive and beyond" is informative about the store's main product, and at the same time, suggests in a marginally poetic fashion, a further universe of olive products. Although monolingual English, this sign is nonetheless intended for the neighborhood's Turkish shoppers, residents and local tourists alike. There are very few international tourists visiting this community, the use of English in this case is meant to appeal to an educated and discriminating Turkish clientele.

Turkish + French – "Sarmaşık // Café de // Balık // Keyfi" [ivy // café of // fish // mood] or approximately: "Ivy In-the-mood-for-Fish Café"]—This is one of the seven 'Other' signs found in Kuzguncuk. The use of both Turkish and French (*café de* = 'café of') here is amusing, and the French expression gives the culinary experience a frisson in this modest Kuzguncuk eatery. There is no doubt that all Turkish speakers understand *café de*, not the least because the word "café" with and without the accent *aigu* is found everywhere in Turkey (as is the rare Turkish transcription of the French word, "kafe", though now we see examples of the English "coffee" everywhere).

In the examples above, the foreign languages on the signs are not chiefly informational in their purpose or only minimally so. The exceptions to the above are found in the signage for the two Greek churches and the Jewish temple, all designated as top-down. Altogether, there are five such signs along İcadiye Cad.—all of them monolingual Greek, Hebrew, or bilingual Greek and Turkish. The signs give the name of the church or synagogue (as is typically found in Istanbul, these Christian and Jewish edifices are today found behind high walls of concrete or metal, sometimes barbed wire topping the

wall) and provide a spiritual message. They are intended to be informative, but there are only a handful of people today in Kuzguncuk who may be able to read them. Few Greeks and Jews live in the neighborhood—in fact, there is no sense in which we can say that, today, Kuzguncuk is a Jewish and Greek community.

One must ask, therefore, to what extent these signs or inscriptions mounted on the gates or doors of the churches and temples along İcadiye Sok. (or wherever they are found in Istanbul) constitute a part of the ‘living’ linguistic landscape? Should these signs be given their own classification, one that acknowledges their past relationship to the landscape, but also notes a presumed present-day irrelevance, except perhaps as archeological artifacts? The thing is, as above, there are pockets of these once vibrant communities still living in Istanbul. The Greek Patriarchate, the holy see of the Orthodox church, is located in the Fener district; that of the Armenian Patriarchate is found in the Kumkapı neighborhood. Small but dedicated groups are active in keeping their religious institutions alive. These signs are relevant to a small historical minority of Istanbul’s population.

In fact, these and other religious or historical inscriptions found throughout the older quarters of Istanbul play a critical role in the overall linguistic landscape. Not only are they reminders of the sweeping transformations that these communities experienced through the first half of the 20<sup>th</sup> century, but these also force us to adopt a historical perspective on the whole project—they historicize the landscape as few other signs have the power to do. Most importantly for this study, they also, as mentioned above, function as evidence for a sociolinguistic regime vastly different from that of the present day.

### **3.2. Sultanahmet**

Let us now turn to Sultanahmet, the district with the lowest percentage of monolingual Turkish signs. Sultanahmet, in contrast to Kuzguncuk above, has been a Muslim district since the 1453 conquest, albeit a unique one. Photographic and other evidence suggests that in the late Ottoman years, this district (particularly the area that is surveyed for this study) was not the bustling tourist or commercial district it is today—it was largely devoid of shops or residential buildings. The sociolinguistic regime at the time must have particularly been dominated by Ottoman Turkish and Turkish vernaculars. In modern times, however, Sultanahmet has been a major tourist destination bringing millions of international visitors every year to Istanbul. Divan Yolu Cad., the street surveyed for this study, is the main street fronting many of the historical sites and is lined with kebab and fast-food restaurants, sweets and pastry shops, souvenir and money change shops, pharmacies, and travel agencies. These businesses cater to the tourist trade, both domestic and international.

Figure 4 shows that Sultanahmet has a linguistic landscape profile very different from that of Kuzguncuk or indeed any of the other districts surveyed for this study. Monolingual English signs account for 51% of the total while monolingual Turkish account for only 29%. Thus the majority language here (English) is not the mainstream language (Turkish) in this district’s landscape. Altogether, English is found on 66% of the signs (i.e., including all the English found on the bilingual Turkish and English signs, the Other signs, and the English monolingual signs) of the study site along Divan Yolu Cad.

A breakdown of these results in terms of agency is revealing (see Table 1). The signs are mostly bottom-up commercial signs for all groups (above 79%), but in the case of English monolingual signs, the percentage is 100%. These signs (all sizes, but many small ones with information about domestic tours) were particularly to be found in the front windows of the travel agencies (e.g., “Marco Polo Travel Agency”) advertising domestic tours, souvenir shop (e.g., “Jasmine Spice Shop and Turkish Delight”) and restaurants (“Cosy Pub Restaurant”) along Divan Yolu Cad. About half of these signs were informational, the other half functioned symbolically for their cachet of modernity.

Table 1. Percentages of sign agency for Sultanahmet

Agency	Turkish (n=87)	English (n=151)	Turk+Eng (n=33)	Other (n=28)	Total (N=299)
Top-down	20 (n=17)	0 (n=0)	21 (n=7)	4 (n=1)	8 (n=25)
Bottom-up	80 (n=70)	100 (n=151)	79 (n=26)	96 (n=27)	92 (n=274)

For the Turkish and English bilingual signs, while 26 signs were commercial, 7 are top-down. Many of these latter signs had been placed by the official bodies such as the cultural ministry (for historic building renovation) or by the municipality (information panels on the Sultanahmet tramway station) and are obviously intended for international and domestic tourist populations. The commercial bilingual signs were found among souvenir shops, pharmacies, and beauty and tattoo businesses. There are 28 signs categorized as Other, one of which was top-down, but the balance of 27 were commercial. The languages on these signs included French, Russian, German and two monolingual Persian—mainly to be found on money change shop windows and restaurant menus on display (in four languages: Turkish, English, Arabic and Russian). Interestingly, 16 of these signs included the Arabic language. These statistics attest to the strength of the international and domestic tourist market in this district, particularly the reliance on English for its appeal both as a language of commercial tourism and its symbolic value.

### 3.3. Further observations on Istanbul's linguistic landscape

Arabic — The year 2016 was a very poor one for tourism in Turkey, particularly for Istanbul. There were few tourists from Russia or from European and North American countries, but larger numbers coming from the Arab states, Pakistan, Indonesia, and Malaysia. For this reason, we find a good number of Arabic signs in Istiklal, Aksaray, Kumkapi, and Sultanahmet. So for example, of the 28 signs in the 'Other' category in Sultanahmet, nearly half of them were monolingual Arabic or included Arabic. Of the 34 'Other' signs in İstiklal, 19 included the Arabic language.

French—as a *lingua franca* — French was the international language of culture and diplomacy in Europe from the 18<sup>th</sup> century until the end of World War II; it was also widely used among the different speech communities in Istanbul, and also as a means for the Ottoman administration to communicate with its subjects. Over time, Turkish incorporated several thousand French words, much as English absorbed Norman French after the 1066 Battle of Hastings. The first non-Ottoman language used on Turkish postage stamps was French in 1876 (e.g., "Emp. Ottoman", "Postes Ottomanes", "Vingt Kuruş"). Even in the 1960s, the Turkish government issued visas for foreign passports that were bilingual Turkish and French (e.g., for a diplomatic visa issued in 1961: "Délivré le \_\_\_", "Nombre de Visites Permisses \_\_\_"; the blank spaces on the visa stamp filled in by hand with French words in ink: "22 Mars 1961" and "Plusieurs"). For this reason, one can always count on finding French words in Turkish orthography inscribed in on buildings and the like around the city. The Greek consulate, for example, along the study site in Istiklal has inscribed above it: "Consulat General de Grece." In fact, words of French origin are pervasive on signage throughout Turkey: "noter"=*notaire*, "avukat"=*avocat*, "kuaför"=*coiffure*, "bank"=*banque*.

Turkish, the role of English, language regimes — With the exception of Sultanahmet and Aksaray and perhaps a few other districts not included in this survey (e.g., upscale neighborhoods such as Nişantaşı), Turkish dominates the linguistic landscapes of Istanbul. And yet, inasmuch as English is used more for its symbolic value than for true informational purposes for English-reading audiences, Turkish is truly the dominant language of Istanbul's signage. Based on my visits to many districts outside of the old city centers, I believe that 90%-plus monolingual Turkish signage will be the rule and not the exception—as we found in Bağcılar. So while the data show that English has penetrated the landscapes of Istanbul, a fact attributable both to its status as an international language and globalization processes (Crystal 2003, Garcia 2001), these findings suggest that English, though

pervasive in one or two sites, plays a limited role in Istanbul's overall language scheme, and that it functions as a cachet of modernity and in its role in the international tourist trade. Significantly, English plays no role in the formation of Turkish identity or citizenship.

And yet, the several districts in the old city today enjoy a cosmopolitan air in the sense that international visitors will always be accommodated in one language or another by the Turkish shopkeepers and restaurateurs. This is especially true for Sultanahmet, but also for Aksaray, Istiklal, Galata, Haseki which are regularly visited by different groups of language speakers—not only tourists, but visa seekers and people in commercial trade. That said, Sultanahmet is indeed a small island in the sea of Turkish language dominance in Istanbul. The language regime on the street in Sultanahmet (and incidentally the Grand Bazaar) is that of a polyglot's paradise. Shopkeepers and touts are often functional in four or five languages and take pride in their linguistic virtuosity. They will greet a foreign visitor in English or Japanese or Arabic, and segue into German, Chinese or French if they've missed the mark. Behaviors and expectations and attitudes about speaking languages other than Turkish are enthusiastically positive. In contrast, the language regimes on the streets of Bağcılar and Kuzcunguk are decidedly monolingual—although you will find goodly numbers of educated, fluent English speakers among the newcomer population in Kuzguncuk.

**Kurdish** — Finally, in all my observations of public signage taken across Istanbul, including graffiti, I have not come across one instance of the use of the Kurdish language, notwithstanding that there is a significantly large population of three to four million Kurds living in Istanbul today. This is ultimately owing to the government's treatment of the ethnic Kurds (comprising 15%-20% of Turkey's total population), and the government's implicit and explicit language policies (Zeydanlioğlu 2012) that have either "invisibilized" the Kurds or proscribed all use of Kurdish across the Turkish Republic (Haig 2003) in the post-independence years. In such a politically charged atmosphere, Kurds will not risk publically revealing their identity by writing Kurdish on signs. Literacy in Kurdish is also reported to be very low, estimated to be around 27% —likely far lower for women than men (see *Ethnologue 2017* under the listing for Turkey)—one outcome of decades of top-down assimilationist policies. There had been a relaxation of the government's language policy on Kurdish in 2008 (ostensibly to fulfill requirements for EU candidacy), but any hope for an enlightened and humane approach to this issue seems to have been lost in light of both the terror attacks of the past several years and the attempted coup of 15 July 2016.

#### 4. CONCLUSION

This survey of Istanbul's districts has shown how linguistic landscapes and their corresponding sociolinguistic regimes are transformed configured by historical, social, and commercial contingencies. It is clear that the what we observe today cannot be interpreted except in the light these contingencies. As we have seen in some detail, the sociolinguistic profiles of Kuzguncuk and Sultanahmet manifest influences from many sources. In the present day, it is English, with its accents of cosmopolitanism and modern chic and its use as the *lingua franca* of the international tourist trade, that contributes the greatest share to languages other than Turkish in Istanbul's public spaces. However, it is the Turkish language that dominates the linguistic landscapes of greater Istanbul.

#### 5. ACKNOWLEDGEMENT

I thank my colleagues at Boğaziçi University's Department of Foreign Language Education for their kind support for this project during my 2016-2017 academic sabbatical in Istanbul, Turkey.

#### REFERENCE LIST

- Backhaus, P. (2007) *Linguistic Landscapes: A Comparative Study of Urban Multilingualism in Tokyo*. Multilingual Matters. Clevedon.
- Blommaert, J. (2013) *Ethnography, Superdiversity, and Linguistic Landscapes: Chronicles of Complexity*. Multilingual Matters. Bristol. UK.

- Blommaert, J. (2015) "The Conservative Turn in Linguistic Landscape Studies", Internet blog online at: <  
<https://alternative-democracy-research.org/2016/01/05/the-conservative-turn-in-linguistic-landscape-studies/>>
- Blommaert, J. & I. Maly (2014) "Ethnographic linguistic landscape analysis and social change: A case study", In  
Tilburg Papers in Culture Studies: Paper #100. Tilburg University. Netherlands
- Calvet, L-J. (1993) "Des mots sur les murs: une comparaison entre Paris et Dakar", In: Calvet, L-J. Des Langues et  
des Villes. Didier. Paris.
- Clarence R. J. (1922) Constantinople Today. Macmillan. New York.
- Csató, Éva Á., Bernt Brendemoen, Lars Johanson, Claudia Romer and Heidi Stein (2010) "The Linguistic  
Landscape of Istanbul in the Seventeenth Century", In: The Urban Mind: Cultural and Environmental  
Dynamics. Uppsala University. Uppsala. Sweden.
- Curtain, M. (2009) "Languages on display: Indexical signs, identities, and the linguistic landscape of Taipei", In: E.  
Shohamy and D. Gorter (eds). Linguistic Landscape: Expanding the Scenery. Routledge. New York.
- Ethnologue (2016) Internet online at <[ethnologue.com](http://ethnologue.com)>
- Haig, G. (2003) "The invisibilization of Kurdish: The other side of Turkish language planning", In: Conermann, S.  
& Haig, G. (eds.) Die Kurden: Studien zu ihrer Sprache, Geschichte und Kultur. pp. 121-150. Schenefeld. EB-  
Verlag.
- Huebner, T. (2006) "Bangkok's linguistic landscapes: Environmental print, codemixing, and language change", In:  
D. Gorter (ed.). Linguistic Landscape: A New Approach To Multilingualism. Multilingual Matters. Clevedon.
- Landry, R. and Bourhis R. (1997) "Linguistic landscape and ethnolinguistic vitality: An empirical study", Journal  
of Language and Social Psychology, Vol. 16:1:23-49.
- Lewis, G. (1999) The Turkish language reform: a catastrophic success. New York. Oxford University Press.
- Mills, A. (2010) Streets Of Memory. University of Georgia Press. Athens and London.
- Mutlu, S. (2003) "Late Ottoman population and its ethnic distribution", In: Nufusbilim Dergisi\Turkish Journal of  
Population Studies, pp. 25:3-38.
- Pavlenko, A. (2010) "Linguistic landscape of Kyiv, Ukraine: A diachronic study. In: Linguistic Landscape In The  
City. Eds E. Shohamy and E. Ben-Rafael, and M. Barni, pp. 133-152. Clevedon. Multilingual Matters.
- Scollon, R. and S. Wong-Scollon. (2003) Discourses in Place: Language in the Material World. Routledge Press.  
New York.
- Shaw, S. (1979) "Population of Istanbul in the Nineteenth Century", International Journal of Middle Eastern  
Studies 10. no 2. pp. 265-277.
- Spolsky, B. and Cooper, R. L. (1991) The Languages of Jerusalem. Oxford. Claredon Press.
- Zeydanlıoğlu, W. (2012) "Turkey's Kurdish language policy", International Journal of the Sociology of Language.  
Vol. 217. pp. 99-125.