

Original article (Orijinal araştırma)

Insecticide residue analyses in cucumbers sampled from Çanakkale open markets¹

Çanakkale açık pazarlarından örneklenen hıyarlarda insektisit kalıntı analizleri

Hayriye ÇATAK²

Osman TIRYAKI^{3*}

Abstract

The aim of this study was to investigate four insecticide residues in cucumbers with the aid of QuEChERS 2007.1 method. For method verification assessment, pesticide-free cucumber matrix was spiked with 0.1, 1 and 10 times of MRL for each pesticide. The QuEChERS-LC-MS/MS analytical method revealed that the detection limits of the insecticides were below the MRLs and the overall recovery of method was 97.7%. These figures were within the SANTE recovery limits (60-140%) and the values specified for the repeatability ($\leq 20\%$). Cucumbers were collected from six different stands (A-F) at Çanakkale open markets for 6 weeks between 23 November and 28 December 2018. Residues of each sampling time and each stand were assessed. Acetamiprid residue of 257g and 236 $\mu\text{g}/\text{kg}$ were detected in week 5 from stand B and in week 2 from stand E, respectively. These values are close to MRL (300 $\mu\text{g}/\text{kg}$). Formetanate hydrochloride residue of the week 3 from stand F (36.3 $\mu\text{g}/\text{kg}$) was more than MRL of 10 $\mu\text{g}/\text{kg}$. Pirimiphos methyl and chlorpyrifos residues were not detected in cucumbers. Theoretical maximum daily intake assessment showed that there was no chronic exposure risk for these four pesticides through cucumber consumption.

Keywords: Cucumber, insecticide residues, QuEChERS, risk assessment, toxicology

Öz

Bu çalışma hıyarlarda dört insektisit kalıntısını QuEChERS 2007.1 yöntemi ile belirlemek amacıyla yapılmıştır. Metot doğrulama değerlendirmesi için pestisit içermeyen hıyar örneği MRL değerlerinin 0.1, 1 ve 10 katı seviyelerinde her pestisit ile zenginleştirilmiştir (fortifikasyon). QuEChERS-LC-MS/MS analiz yöntemi ile insektisitlerin dedeksiyon limitleri MRL'lerin altında ve tüm metodun geri alımı %97.7 olarak bulunmuştur. Bu değerler SANTE geri alım limiti (%60-140) ve belirlenen tekrarlanabilirlik değerleri ($\leq 20\%$) arasındadır. Hıyarlar 6 hafta boyunca Çanakkale açık pazarlarından altı farklı tezgâhtan (A-F) 23 Kasım-28 Aralık 2018 tarihleri arasında toplanmıştır. Her bir örnekleme zamanı ve her bir tezgâha ait örneklerde kalıntılar araştırılmıştır. Acetamiprid kalıntısı, 5. hafta B tezgahında ve 2. hafta E tezgahında sırasıyla 257 $\mu\text{g}/\text{kg}$ ve 236 $\mu\text{g}/\text{kg}$ olarak tespit edilmiştir. Bu değerler MRL'ne (300 $\mu\text{g}/\text{kg}$) yakındır. Üçüncü hafta F tezgahında formetanate hidroklorür kalıntısı (36.3 $\mu\text{g}/\text{kg}$), 10 $\mu\text{g}/\text{kg}$ MRL değerinden daha fazla bulunmuştur. Hıyarlarda pirimiphos methyl ve chlorpyrifos kalıntısı bulunmamıştır. Teorik maksimum günlük alım değerlendirmesi hıyar tüketiminde bu 4 pestisit kronik maruziyet riski oluşturmadığını göstermiştir.

Anahtar sözcükler: Hıyar, insektisit kalıntıları, QuEChERS, risk değerlendirmesi, toksikoloji

¹ This manuscript is a part of the master degree thesis of the first author and a part of the study presented as oral presentation in 1st Erciyes Agriculture, Animal and Food Sciences Conference with International Participation (24-27 April 2019, Kayseri, Turkey). This study is also financed by Scientific Research Projects Commission in COMÜ (FYL-2019-2840).

² Çanakkale Onsekiz Mart University, Graduate School of Natural and Applied Sciences, Department of Plant Protection, 17100, Çanakkale, Turkey

³ Çanakkale Onsekiz Mart University, Faculty of Agriculture, Department of Plant Protection, 17100, Çanakkale, Turkey

* Corresponding author (Sorumlu yazar) e-mail: osmantiryaki@yahoo.com

Received (Alınış): 10.07.2020

Accepted (Kabul edilmiş): 25.09.2020

Published Online (Çevrimiçi Yayın Tarihi): 05.10.2020

Introduction

Cucumber with an annual production of 1.9 Mt is the third placed vegetable produced Turkey after tomato and pepper. Of this production, 7.3 kt come from Çanakkale Province (TÜİK, 2019). About 83% of cucumber exported from Turkey is sent to EU (European Union) countries. Pests including *Bemisia tabaci* (Gennadius, 1889), *Trialeurodes vaporariorum* (Westwood, 1856) (Hemiptera: Aleyrodidae), *Aphis* spp. (Hemiptera: Aphididae) generate significant problems for cucumber production and result in serious economic losses each year. Insecticides are commonly used in cucumber production. Acetamiprid is used against the *B. tabaci* and *T. vaporariorum*, formetanate hydrochloride is applied against the *Frankliniella occidentalis* (Pergande, 1895) (Thysanoptera: Thripidae) and pirimiphos methyl is used against *Aphis* spp. Chlorpyrifos is used against *Aphis* spp. *Agrotis ipsilon* (Hufnagel, 1766) (Lepidoptera: Noctuidae), *Gryllotalpa gryllotalpa* (Mandal, 1982) (Orthoptera: Gryllotalpidae), *Agriotes* spp. (Coleoptera: Elateridae). However, chlorpyrifos was completely banned in Turkey in May 2020 and is not included in the BKÜ (Plant Protection Products) Database (BKÜ, 2020).

Despite the significant role in crop productivity and food security, chemical pesticides exert serious risks on human health and environment. Pesticide residues in agricultural products have negative effects on human health. Therefore, it is a major concern for consumers. Residues can constitute serious risks for human health (Council Directive 90/642/EEC, 1990). It is important to estimate pesticide exposure level from vegetables. Cucumber is consumed fresh and pickled. Pesticide exposure is very important, especially in fresh consumption. Farmers generally use pesticides for pest control in cucumber fields. However, some farmers use pesticides included in permissible lists but not recommended for cucumber. If integrated pest management (IPM) systems are not practiced, pesticides cause serious residue problems. Sometimes this topic is a barrier to international trade.

The QuEChERS (Quick, Easy, Cheap, Effective, Rugged and Safe) method (Anastassiades et al. 2003) is largely employed in vegetable and fruit matrix safety analyses at well-equipped laboratories (Polat & Tiryaki, 2020). However, local laboratory conditions may require further verification for the method to be used reliably (Omeroglu et al., 2012).

Leili et al. (2016) used QuEChERS method to investigate pesticides residues in greenhouse cucumbers. The recovery of ethion and imidacloprid analyses ranged from 88 to 102%. Researchers have reported 35 and 31% reduction in ethion and imidacloprid levels, respectively, one day after pesticide application, 51 and 43% reduction with washing and 93 and 64% reductions with peeling. Wu & Hu (2014) conducted a study about method validation for fosthiazate residues in cucumber and soil. The recovery rates in cucumbers and soil varied between 91.2 and 99.0%. Researchers used QuEChERS and found that fosthiazate residues were lower than the MRL (maximum residue level) of 0.2 mg/kg.

Abdel-Ghany et al. (2016) worked on eight neonicotinoid insecticide residues in cucumbers and soil by LC/MS coupled with QuEChERS. Researchers set up a field trial in Qaluybiya, Egypt and sprayed pesticides on cucumbers. Cucumbers were sampled 1 h after application and after the 1, 2, 3, 5, 7, 14 and 21 d. The acetamiprid residue was found to be 938 ng/g in zero-time sample. However, 1, 2, 3, 5, 7, 14 and 21 d after pesticide application, residues were measured as 862 ng/g (8.1% reduction), 666 ng/g (28.9% reduction), 504 ng/g (46.3% reduction), 425 ng/g (54.7% reduction), 325 ng/g (64.9% reduction), 221 ng/g (76.4% reduction) and 87.5 ng/g (90.7% reduction), respectively.

In a study conducted by Hassanzadeh et al. (2012), imidacloprid was applied to greenhouse cucumbers at the recommended rate and twice that rate. The initial deposits were measured as 1.93 and 3.65 mg/kg in single and double doses, respectively, and recovery rates after 21 d were 94.5 and 99.2%, respectively. The residual imidacloprid level was lower than the MRL of 1 mg/kg after 3 d. Islam et al. (2015)

investigated pesticide residues on cucumbers sampled from the local markets and detected mancozeb residues in one out of three samples.

According to a study conducted in the Aegean Region of Turkey, the residues in 18 (26%) cucumber samples exceeded the MRL. Chlorpyrifos, dimethomorph and methomyl residues exceeded MRL in one, eight and four cucumber samples, respectively. Four or more pesticide residues were encountered in cucumber samples (Türköz-Bakırcı et al., 2014).

Nasiri et al. (2016) investigated residues of 12 pesticides on cucumber samples. The recovery of pesticides at five spiking levels using the QuEChERS method was in the range of 80.6-112%. The method was shown to be repeatable with RSD lower than 20%. Among 43 greenhouse cucumber samples, six samples contained chlorpyrifos residues at 97.1 µg/kg (range: 66.4-148 µg/kg) which was higher than EU MRL of 50 µg/kg.

Kaya & Tuna (2019) used QuEChERS to investigate pesticide residues in cucumbers collected from three open markets in İzmir Province and detected acetamiprid, chlorpyrifos, metalaxyl-M and thiamethoxam residues respectively as 0.01, 0.004, 0.033 and 0.025 mg/kg. The EU-MRL of them were 0.3, 0.05, 0.5 and 0.5 mg/kg, respectively.

Cara et al. (2011) worked on degradation of acetamiprid in greenhouse cucumber. When greenhouse indoor temperatures were between 29 and 35°C, a rapid decline was seen in acetamiprid residues. The researchers demonstrated the importance of PHI (pre-harvest interval) for pesticide residues. In another study, consumer responses to pesticide residues in agricultural products were investigated. The study showed that about 40% of fruit and vegetable consumers had concerns about pesticide residues (Oraman, 2011).

Many studies have been conducted on the removal of pesticide residues by various product processing methods. In a study, chlorpyrifos residues (artificially spiked) on cucumber were reduced by 53.1, 59.2 and 62.9% with 5, 10 and 20 min tap water washing, respectively (Liang et al., 2012). Indeed, mode of action of pesticide (systemic and/or contact) is important for reduction of residues by washing treatments (Polat & Tiryaki, 2020).

The present study was conducted to investigate residues of the four most widely used insecticide in cucumbers sampled from open markets of Çanakkale Province of Turkey. There are no previous studies investigating pesticide residues in cucumbers of Çanakkale Province. The selection of insecticides was made according to the RASFF (Rapid Alert System for Food and Feed) notification (there are RASFF notifications for three pesticides in cucumber for Turkey), residue data of EFSA (European Food Safety Authority) and registration (authorization) of them in Turkish - BKÜ Database. Of these, formetanate chloride is considered to be removed in Turkey and EU, due to environmental and toxicological risk (GKGM, 2020). The QuEChERS AOAC 2007.01 method (Lehotay et al., 2005) was used in the study. Verification of QuEChERS method was performed based on SANTE (EC Directorate-General for Health and Food Safety) guidelines (SANTE, 2019).

Materials and Methods

Reagents and chemicals

Standards of acetamiprid, chlorpyrifos, formetanate hydrochloride and pirimiphos methyl pesticides were supplied from a Dr. Ehrenstorfer Laboratories GmbH (Wesel, Germany) at purity of 98, 99, 99.2 and 97.6%, respectively. Some properties of insecticides are summarized in Table 1. MgSO₄*7H₂O, sodium acetate (NaAC), acetonitrile (ACN), toluene and methanol were supplied from Merck Company (Darmstadt, Germany) at purity of 99.0-100.5, 99.0, 99.9, 99.0 and 99.9%, respectively. Primary-secondary amine (PSA, 40 µM, 100 g) was sourced from Agilent (Santa Clara, CA, USA).

Table 1. Some properties of insecticides (WHO, 2009; EU, 2020; IRAC, 2020; PPDB, 2020)

Parameter	Acetamiprid	Chlorpyrifos	Formetanate hydrochloride	Pirimiphos methyl
Group	Neonicotinoid	Organophosphate	Formamidine	Organophosphate
Formula	C ₁₀ H ₁₁ ClN ₄	C ₉ H ₁₁ Cl ₃ NO ₃ PS	C ₁₁ H ₁₅ N ₃ O ₃	C ₁₁ H ₂₀ N ₃ O ₃ PS
Action mode	Systemic, Nicotinic acetylcholine receptor (nAChR)	Non-systemic, acetylcholinesterase (AChE) inhibitors, nerve action	Stomach action and contact, acetylcholinesterase (AChE) inhibitors, nerve action	Contact and respiratory action, acetylcholinesterase (AChE) inhibitors, nerve action
Physicochemical parameters	Boiling	Degrades before boiling	Degrades before boiling	Degrades before boiling
	Solubility in water (mg/L)	2950	1.05	822000
	logP	0.8	4.7	-0.0014
	Degradation point (°C)	200	170	204
Toxicological parameters	Molecular weight (g/mol)	222.67	350.58	257.8
	Acceptable daily intake, (mg/kg/bw/day)	0.025	0.001	0.004
	Acute reference dose (mg/kg/bw/day)	0.025	0.005	0.005
	Maximum permissible intake, (mg/person/day)	1.5	0.06	0.24
	Inhalation LC ₅₀ (Mammals) (mg/L)	> 1.15	0.1	0.15
	Dermal LD ₅₀ (Mammals) (mg/kg)	> 2000	> 1250	> 2000
	Acute oral LD ₅₀ (Mammals) (mg/kg)	146	66	14.8
	WHO classification ^a	II	II	Ib

^a Ib, highly hazardous; II, moderately hazardous.

Instruments

Chromatographic analyses were performed with LC-MS/MS (Waters Acquity UPLC+Acquity TQD) equipped with BEH C₁₈ column (1.7 µm, 2.1 mm x 100 mm). Injection volume, flow rate and total run time were 20 µL, 0.3 mL/min and 15 min, respectively. Desolvation gas flow, cone gas flow and collision gas flow were 600, 50 and 0.19 mL/min, respectively. A gradient program of 5 mM ammonium acetate plus 95% MeOH (B) and 5 mM ammonium acetate plus 5% MeOH in water (A) were used. Quasimolecular ions were 222.1 m/z for formetanate hydrochloride, 223.1 m/z as [M+H]⁺ for acetamiprid, 306.15 m/z for pirimiphos methyl and 349.9 m/z for chlorpyrifos. For quantification, reactions of 222.1/165.1 m/z, 223.1/126.1 m/z, 306.15/164.11 m/z and 349.9/96.9 m/z were monitored through a multiple reaction monitoring mode for formetanate hydrochloride, acetamiprid, pirimiphos methyl and chlorpyrifos, respectively. Similar values for confirmation were 222.1/93.0 m/z, 223.1/90.0 m/z, 306.15/108.05 and 349.9/197.9 m/z for formetanate hydrochloride, acetamiprid, pirimiphos methyl and chlorpyrifos, respectively.

Standard and fortification solutions

Stock solutions (400 µg/mL) of experimental pesticides were prepared. Then, 1.0 µg/mL of working solutions and calibration solutions with the range of 2-50 pg/µL were prepared in ACN for all active ingredients. Spiking solutions corresponding to 0.1, 1 and 10 x MRL were prepared. The standards and solutions were stored at 4°C in dark. Representative apple matrix was used for matrix-matched calibrations (MC) and quantification, as indicated in Codex Alimentarius Commission Guidelines (CAC, 2003) and SANTE Guidelines (SANTE, 2019). Spiking level of 10 times MRL was diluted to fit calibration range.

Fortification trials and analyses

Despite the widespread use of the QuEChERS method in sophisticated laboratories, there is still a need for validation/verification for local conditions of your own laboratories. Recovery assessment is the first step of method validation evaluation (SANTE, 2019). For this aim, 1 kg of blank (pesticide-free sample, no pesticide applied sample) cucumber sample was homogenized with a blender. Then, 15 g homogenized sample spiked with 100 µL ACN was mixed with acetamiprid, chlorpyrifos, formetanate hydrochloride solution and pirimiphos methyl at 0.1, 1 and 10 x MRL levels in three replicates (analytical portion) (Table 2). Resultant mixture was vortexed for 30 s and left for pesticide interaction for 15 min.

Table 2. Fortification parameters for four insecticides

Fortification	Code	Level of fortification (µg/kg)			
		Acetamiprid	Chlorpyrifos	Formetanate hydrochloride	Pirimiphos methyl
0.1 x MRL*	F1/1-3	30	5	1	1
1x MRL	F2/1-3	300	50	10	10
10 x MRL	F3/1-3	3000	500	100	100
Control	F0/1-3	-	-	-	-

* EU MRL(µg/kg).

Analyses of all spiked and market samples were performed with the QuEChERS AOAC Method 2007.01 and LC-MS/MS (Lehotay, 2005). Schematic diagram of the method is illustrated in Figure 1. Three 200 µL extracts of each analytical portion were subjected to chromatographic analysis. The recovery was calculated with the use of Equation 1.

$$\text{Recovery \%} = \frac{\text{Measured concentration}}{\text{Spiked concentration}} \times 100 \quad (1)$$

Method precision and recovery rates were tested in accordance with SANCO European Guidelines (SANTE, 2019). Method linearity was checked for the range of 2-50 pg/mL.

Collecting cucumber samples and analyses

Cucumbers were collected from six different stands of Çanakkale open markets for 6 weeks (1 sampling per week) between 23 November and 28 December 2018. About 2 kg samples were taken in each sampling. Samples were immediately brought to laboratory for analysis. About 1 kg chopped cucumber sample was well homogenized and 15 g analytical portion was taken in three triplicates. Further analytical procedure of the QuEChERS-AOAC method are illustrated in Figure 1. In total 108 analyses (6 stands x 6 weeks x 3 analytical portions) were performed.

Methodology for assessing dietary intake of insecticides

WHO Guidelines were used to assess dietary intake of pesticides (WHO, 1997). Acceptable daily intake (ADI) (mg/kg/b.w/day) and maximum permissible intake (MPI) (mg/person/day) values of insecticides are provided in Table 1. Theoretical maximum daily intake (TMDI) values were calculated as percentage of ADI. In Turkey, annual cucumber consumption per person is 18.5 kg (i.e., 51 g of cucumber per day) (TÜİK, 2019). Mean national theoretical maximum daily intake (NTMDI) and ADI% were calculated with the use of Equations 2 and 3, respectively. According to WHO guidelines, chronic exposure levels of pesticides that have values not exceeding 100% of ADI are low (WHO, 1997).

$$\text{Mean NTMDI, mg/kg} = \text{Daily cucumber consumption, mg/kg} \times \text{Mean residue, mg/kg} \quad (2)$$

$$\text{ADI\%} = \frac{\text{Mean NTMDI}}{\text{MPI}} \quad (3)$$

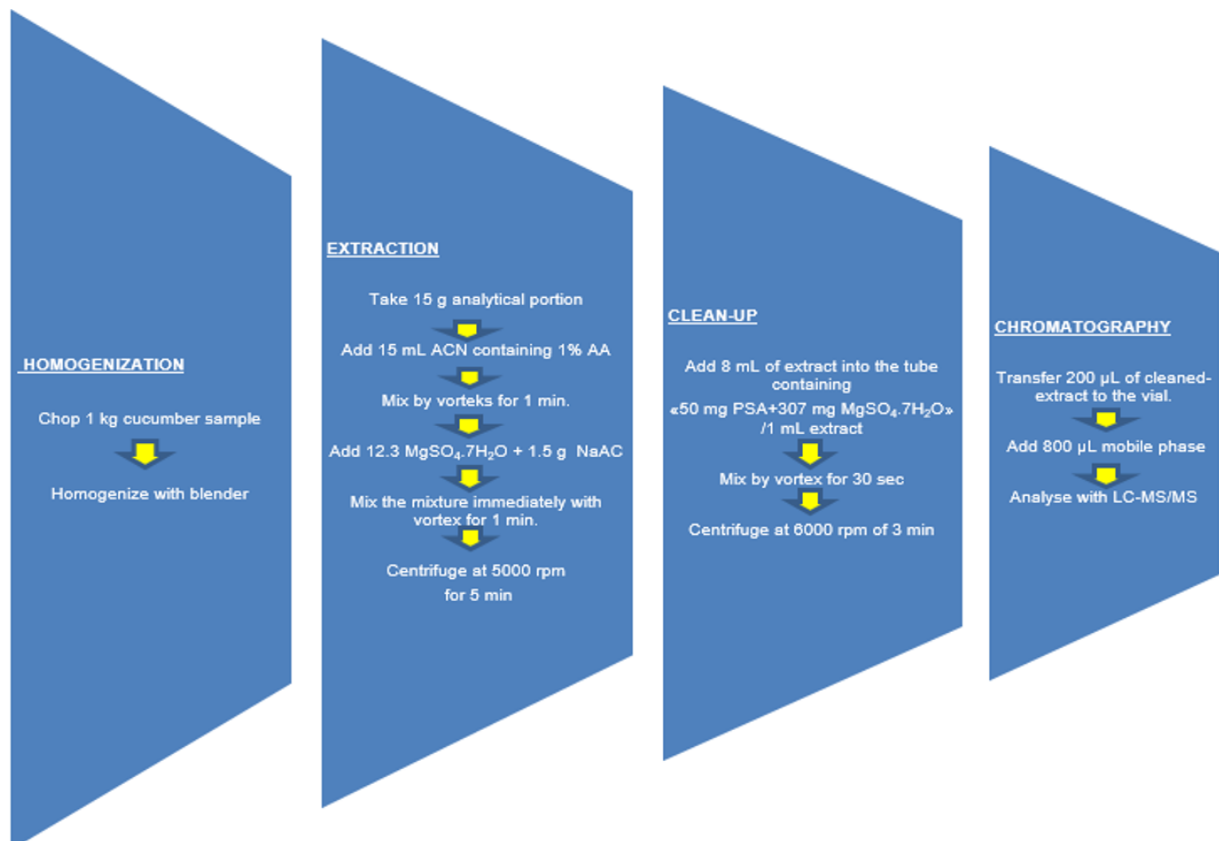


Figure 1. Schematic presentation of QuEChERS-AOAC method.

Results and Discussion

Method verification

Linearity

Calibration curves of experimental pesticides are presented in Figure 2. Resultant curves were linear within the range of 2-50 µg/µL ($R^2 \geq 0.999$). Regression equations are used as the analytical function of MC. The regression equation, as the analytical function of MC, was used for analyte quantification.

Repeatability of retention times

Retention time of pesticides (t_R , min) should comply with the calibration standards with a ± 0.1 min tolerance (SANTE, 2019). The repeatability of retention times for experimental pesticides was assessed through MC solutions of 2, 5, 10, 20 and 50 µg/µL. The retention time ranges were 10.18-10.19 min (with RSD of 0.05%), 2.85-2.86 min (with RSD of 0.19%) and 9.38-9.39 min (with RSD of 0.04%) for chlorpyrifos, formetanate hydrochloride and pirimiphos methyl, respectively. Acetamiprid t_R was 4.91 min in all runs.

Limit of Quantification

Limit of quantification (LOQ) was identified as 2 µg/kg (less than MRL of 300 µg/kg) for acetamiprid, 10 µg/kg (less than MRL of 50 µg/kg) for chlorpyrifos, 5 µg/kg (below than MRL of 10 µg/kg) for formetanate hydrochloride and 1 µg/kg (below than MRL of 10 µg/kg) for pirimiphos methyl.

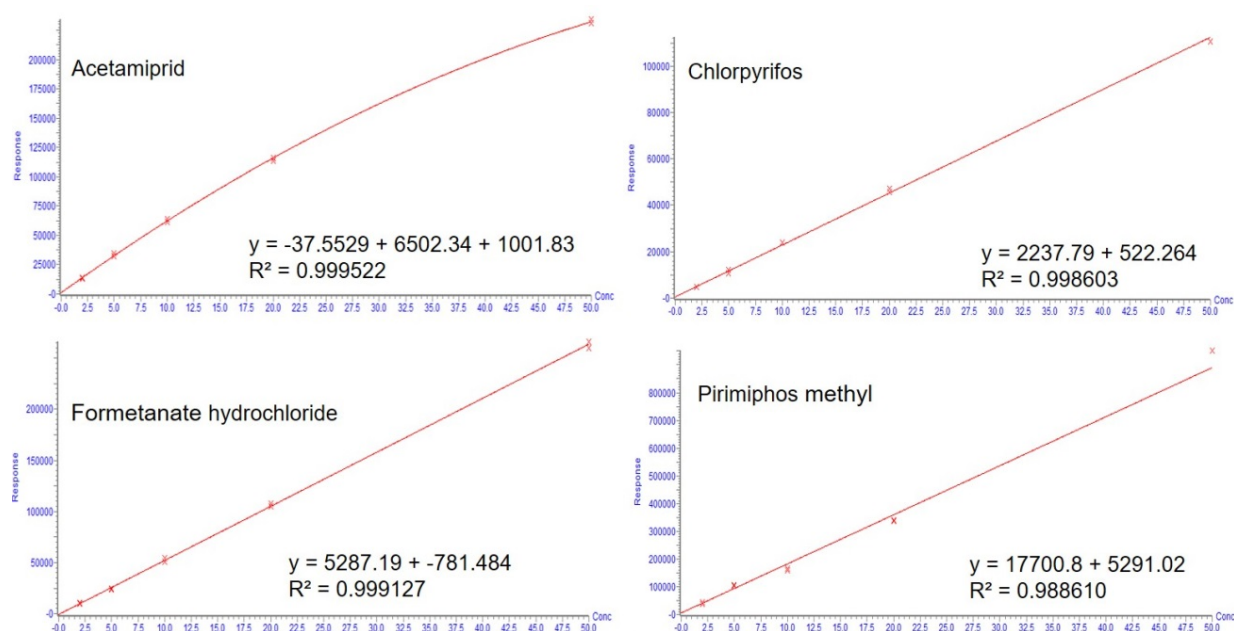


Figure 2. Calibration curves for four compounds in matrix-matched calibration.

Precision and accuracy

Method precision and trueness are generally assessed through repeatability (RSD%) and recovery (Q%) (SANTE, 2019; EURACHEM, 2014; TURKAK, 2019). Present recovery rates are provided in Table 3. Recovery rates of acetamidrid, chlorpyrifos, formetanate hydrochloride and pirimiphos methyl were 89.10% (RSD = 15.4%, n = 27), 84.1% (RSD = 15.8%, n = 18), 111% (RSD = 11.6%, n = 18) and 107% (RSD = 18.3%, n = 27), respectively. Mean recoveries varied between 84.1 and 111% (maximum RSD = 18.3%). The overall recovery rate was determined as 97.7% (RSD = 19.0%, n = 90). These figures were within the SANTE recovery limits ($60\% \leq Q \leq 140\%$) and the values specified for the repeatability ($\leq 20\%$) for cucumber. The present findings on recovery rates also comply with the method verification parameters for pesticide residue analyses (SANTE, 2019; EURACHEM, 2014). In Hassanzadeh et al. (2012), mean recovery of imidacloprid in cucumbers was reported as 104%.

Accuracy is the closeness of the measured values to actual values (Tiryaki, 2016). Current accuracy values (as a tool for trueness) are provided in Table 3. Present findings revealed that QuEChERS yielded efficient recovery rates for experimental insecticides. Thus, it was thought that present analytical method may offer a rapid and accurate method for insecticide residue analysis in cucumbers.

Residues of cucumber samples

In this study, a total of 108 analytical portions, [36 samples (6-week x 6 stands designated as A to F) and three replicates] were analyzed. Evaluations were made for each insecticide on a weekly and stand basis. In cucumber samples, acetamidrid, chlorpyrifos, formetanate hydrochloride and pirimiphos methyl residues were detected. In addition, some traces of insecticide residues were encountered.

Table 3. QuEChERS-AOAC method verification

Active ingredient	Concentration ($\mu\text{g}/\text{kg}$)		Recovery % (As a tool for trueness)	RSD % (As a tool for precision)
	Spiked	Measured ^a		
Acetamiprid	30	30.67	102.24	9.73
	300	271.10	90.37	9.81
	3000	2241.07	74.70	3.90
	Mean recovery, n=27		89.10	15.44
Chlorpyrifos	5	nd	-	-
	50	38.72	77.44	11.10
	500	454.20	90.84	15.62
	Mean recovery, n=18		84.14	15.81
Formetanate hydrochloride	1	nd ^b	-	-
	10	10.86	108.68	15.62
	100	113.68	113.67	6.10
	Mean recovery, n=18		111.18	11.55
Pirimiphos methyl	1	0.83	83.77	9.28
	10	11.17	111.68	3.09
	100	126.54	126.54	2.27
	Mean recovery, n=27		107.33	18.30
Whole recovery of the QuEChERS-AOAC (method accuracy): 97.71 % (n=90) RSD=19.01)				

^a Mean of three analytical portions; ^b nd, not detected (below detection limit).

Acetamiprid

Acetamiprid (LOQ of 2 $\mu\text{g}/\text{kg}$) residues of 256.57 $\mu\text{g}/\text{kg}$ and 235.93 $\mu\text{g}/\text{kg}$ were detected in week 5 from stand B and week 2 from stand E, respectively. These two values were close to EU MRL of 300 $\mu\text{g}/\text{kg}$. Residues were 165 $\mu\text{g}/\text{kg}$ in week 3 from stand E and 139 $\mu\text{g}/\text{kg}$ in week 4 from stand D, which were well below the EU-MRL (Figure 3). The present samples all had acetamiprid residues below EU MRL of 300 $\mu\text{g}/\text{kg}$ for cucumber. According to Türköz-Bakırcı et al. (2014), nine cucumber samples had acetamiprid residues below the LOQ. Kaya & Tuna (2019) found 10 $\mu\text{g}/\text{kg}$ acetamiprid residues in cucumber samples.

Chlorpyrifos

LOQ and EU-MRL for chlorpyrifos were respectively identified as 10 and 50 $\mu\text{g}/\text{kg}$. Chlorpyrifos residues of all samples were below LOQ. Nasiri et al. (2016) found 97.13 $\mu\text{g}/\text{kg}$ chlorpyrifos residues in six cucumber samples out of 43 greenhouse samples. In Türköz-Bakırcı et al. (2014), chlorpyrifos, residues exceeded MRL in one cucumber samples. In Kaya & Tuna (2019), chlorpyrifos residue in cucumber samples was identified as 33 $\mu\text{g}/\text{kg}$.

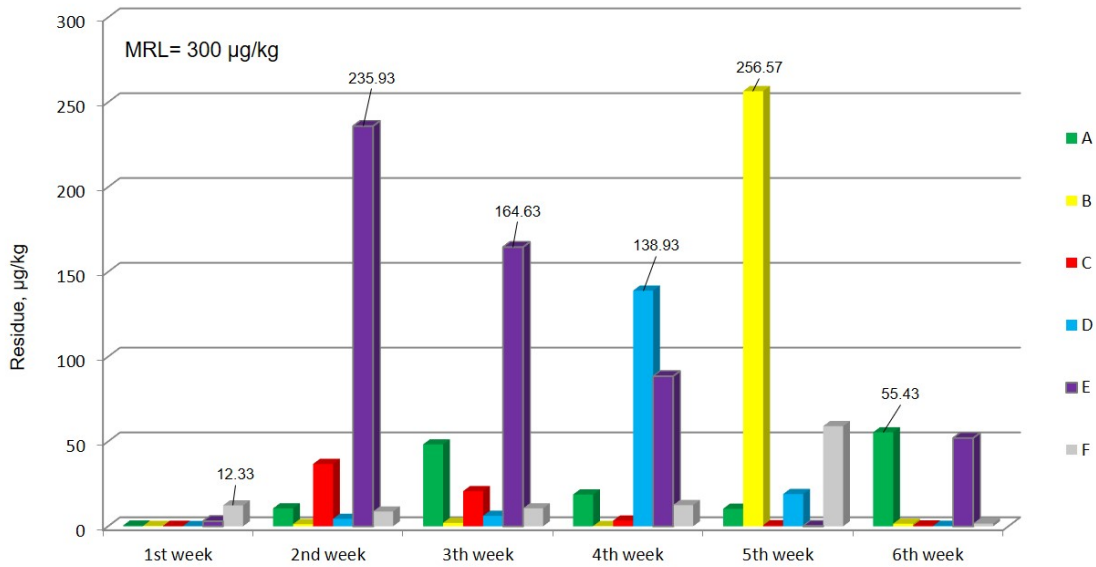


Figure 3. Acetamiprid residues in cucumbers based on week and stand.

Formetanate hydrochloride

LOQ and EU-MRL for formetanate hydrochloride were respectively identified as 5 and 10 µg/kg. In one sample (in week 3 from stand F), formetanate hydrochloride residue (36.3 µg/kg) was three times more than MRL. Residue of 11.5g, 11.4g, 10.7g and 10.1 µg/kg were found in week 3 from stand A, week 2 from stand C, week 4 from stand A and week 4 for from C, respectively. These values also slightly exceed the MRL (Figure 4). As shown in Figure 4, formetanate hydrochloride residues were not detected in week 5 and 6. This may indicate decreasing residues with increasing time after the harvest. Formetanate hydrochloride is considered to be banned insecticides in Turkey (GKGM, 2020). According to WHO classification, it is also highly hazardous (Class Ib) substance (WHO, 2009).

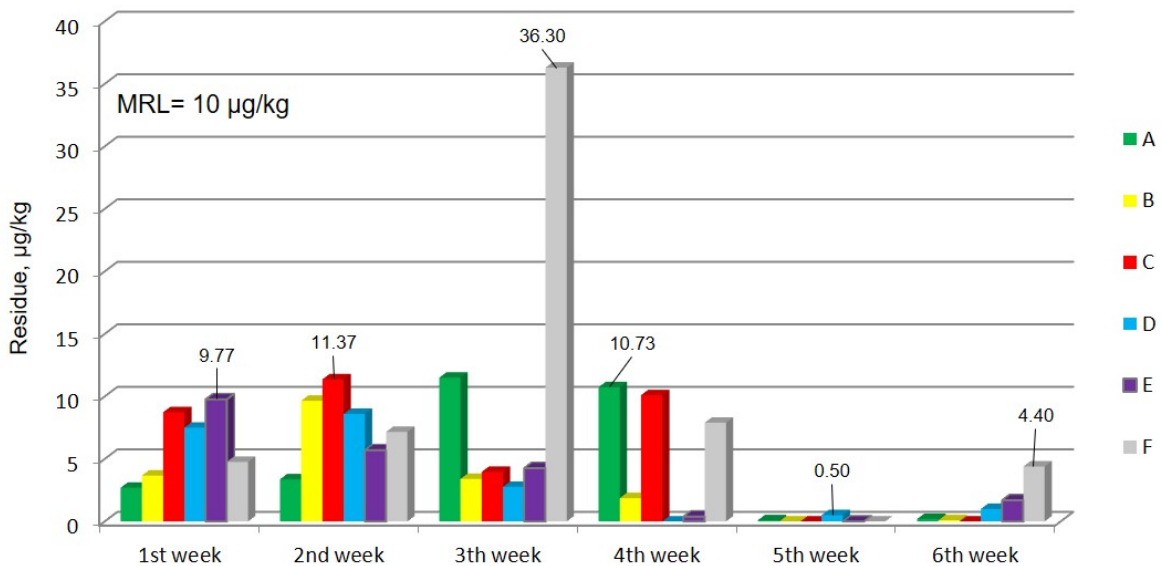


Figure 4. Formetanate hydrochloride residues in cucumbers based on week and stand.

Pirimiphos methyl

LOQ and EU-MRL for pirimiphos methyl were 1 and 10 µg/kg, respectively. Residues of pirimiphos methyl were neither exceeding MRL nor close to LOQ.

In addition to these four insecticides, 9 µg/kg of oxadixyl residues (LOQ = µg/kg) were detected in week 1 from stand F. This value is close to the MRL of 10 µg/kg.

Hassanzade et al. (2012) reported recovery rates for imidacloprid in 21 d respectively as 94.5% and 99.2% at single and double doses. Residue levels decreased below MRL of 1 mg/kg in 3 d. In a residue monitoring project conducted between 1996 and 2000 in Turkey, about 1000 vegetable and fruit samples were studied. Insecticide residue levels were below MRL in 45 greenhouse cucumber samples (Anonymous, 2002). Islam et al. (2015) investigated pesticide residues on cucumber samples from local markets and detected Mancozeb residue (about 50 ppm) in one out of three samples. Kaya & Tuna (2019) investigated pesticide residues in cucumbers and detected thiamethoxam residues as 0.025 mg/kg. The EU-MRL of the pesticide was 0.5 mg/kg.

Risk assessment for dietary intake of insecticides

Acetamiprid

Acetamiprid was the most abundant residue in present cucumber samples. Acetamiprid residue levels varied between 2.03 and 257 µg/kg. Overall mean residue of acetamiprid was 53.3 µg/kg. Risk assessments were made over 24 residues. Mean NTMDI was calculated as 2.7 µg/day (Equation 2). Average NTMDI, as a percentage of ADI, was calculated as 0.18% (Equation 3). Gölge & Kabak (2015) reported daily acetamiprid intake with tomato as 0.04 µg/kg/b.w. Chronic exposure level of this insecticide is low, since acetamiprid has a value not exceeding 100% of the ADI (WHO, 1997).

Chlorpyrifos

Risk assessment was not made for chlorpyrifos since no residue (more than LOQ) was detected in any of the cucumber samples.

Formetanate hydrochloride

Formetanate hydrochloride levels varied between 4.4 and 36.3 µg/kg. Overall mean residue of formetanate hydrochloride was 0.01115 mg/kg. Risk assessments were made over 13 residue data. Mean NTMDI was calculated as 0.00056 mg/day. Average NTMDI, as a percentage of ADI, was calculated as 0.233. Chronic exposure level of this insecticide is low, since formetanate HCl has a value less than 100% of the ADI (WHO, 1997).

Pirimiphos methyl

Since neither exceeding MRL nor close to LOQ, residues were not detected in any cucumber samples, therefore, risk assessments were not made for pirimiphos methyl.

Conclusion

Agrochemicals have a significant role in improving agricultural production and reducing labor inputs for pest control. Pesticides may prevent yield losses to some extent, but exert serious risks on human health and environment. The current work was conducted to investigate some insecticide residues in cucumbers, sampled from open markets of Çanakkale Province of Turkey. In the study, the required method validation criteria were met. The QuEChERS method was successfully used in acetamiprid, chlorpyrifos, formetanate hydrochloride and pirimiphos methyl residue analyses in cucumbers. None of the cucumbers sampled from Çanakkale open markets contained residues of acetamiprid, chlorpyrifos and

pirimiphos methyl exceeding their MRLs. It was concluded based on present findings that consumption of cucumbers in Çanakkale Province did not pose a risk to human health, except formetanate hydrochloride. In one sample, formetanate hydrochloride was 3 times greater than the MRL. It can also be concluded that the absence of formetanate hydrochloride residue in any samples of week 5 and 6 emphasized the importance of PHI. Cucumber should be sampled at different PHI from the same field. It was concluded based on present data that there was no risk for cucumber consumption in terms of four insecticides. However, it is important to work with large data in order to evaluate risk of exposure in such studies.

References

- Abdel-Ghany, F. M., L. A. Hüseyin, F. N. El-Azaba, H. A. El-Khatib & W. M. Linscheid, 2016. Simultaneous determination of eight neonicotinoid insecticide residues and two primary metabolites in cucumbers and soil by liquid chromatography-tandem mass spectrometry coupled with QuEChERS. *Journal of Chromatography B*, 1031: 15-28.
- Anastassiades, M., S. J. Lehotay, D. Stajnbaher & F. J. Schenck, 2003. Fast and easy multiresidue method employing acetonitrile extraction/partitioning and dispersive solid-phase extraction for the determination of pesticide residues in produce. *Journal AOAC International*, 86 (2): 412-431.
- Anonymous, 2002. Ministry of Agriculture and Rural Affairs, General Protection and Control Directorate, Monitoring of Food Additives - Residues and Contaminants - 2. Publication Book, Bursa-2002, 99 pp.
- BKÜ, 2020. BKÜ veri tabanı, bazı aktif maddelerin kullanımının sonlandırılması. (Web page: <https://bku.tarim.gov.tr/Duyuru/DuyuruDetay/55>) (Date accessed: June 2020).
- CAC, 2003. Representative commodities/samples for validation of analytical procedures for pesticide residues. In codex alimentarius commission guidelines on good laboratory practice in pesticide residue analysis. CAC/GL 40-1993. (Web page: http://www.fao.org/input/download/standards/378/cxg_040e.pdf) (Date accessed: January 2019).
- Cara, M., V. Vorpsi, F. Harizaj, J. Merkuri & V. Vladi, 2011. Degradation of the Insecticide Acetamiprid in Greenhouse Cucumbers and an Estimation of the Level of Residues. *Journal of Environmental Protection and Ecology*, 12 (1): 74-81.
- Council Directive 90/642/EEC November, 1990. On the fixing of maximum levels for pesticide residues in and on fruit and vegetables. In *Official Journal of the European Communities*, (Vol. L350, p. 0071). Brussels: European Community.
- EU, 2020. EU-Pesticides database. (Web page: <https://ec.europa.eu/food/plant/pesticides/eu-pesticides-database/public/?event=activesubstance.detail&language=EN&selectedID=911>) (Date accessed: March 2020).
- EURACHEM, 2014. The fitness for purpose of analytical methods -a laboratory guide to method validation and related topics. Second Edition. (Web page: <http://www.eurachem.org>) (Date accessed: April 2020).
- GKGM, 2020. Bazı Bitki Koruma Ürünü aktif maddelerin kullanımdan kaldırılması. Gıda Kontrol Genel Müdürlüğü, 21.12.2019. (Web page: http://zehirsizsofralar.org/wp-content/uploads/2020/01/2019_12_21_Aktif-Maddelerin-Kullan%C4%B1mdan-Kald%C4%B1r%C4%B1lmas%C4%B1.pdf) (Date accessed: September 2020).
- Gölge, Ö. & B. Kabak, 2015. Evaluation of QuEChERS sample preparation and liquid chromatography-triple-quadrupole mass spectrometry method for the determination of 109 pesticide residues in tomatoes. *Food Chemistry*, 176: 319-332.
- Hassanzadeh, N., A. Esmaili-Sari & N. Bahramifar, 2012. Dissipation of imidacloprid in greenhouse cucumbers at single and double dosages spraying. *Journal of Agricultural Science and Technology*, 14 (3): 557-564.
- IRAC, 2020. Mode of Action Classification Scheme. Insecticide Resistance Action Committee (IRAC). Version 9.4. (Web page: <https://irac-online.org/documents/moa-classification>) (Date accessed: September 2020).
- Islam, M. A., M. Z. Islam & M. K. Hossain, 2015. Residual analysis of selected pesticides in cucumber and spinach collected from local markets of Mymensingh Sadar. *Progressive Agriculture*, 26 (1): 38-44.
- Kaya, T. & A. L. Tuna, 2019. İzmir ilindeki üç halk pazarından alınan meyve ve sebze örneklerindeki pestisit kalıntı miktarının araştırılması. *Türkiye Tarımsal Araştırmalar Dergisi*, 6 (1): 32-38.
- Lehotay, S. J., K. Mastovska & A. R. Lightfield, 2005. Use of buffering and other means to improve results of problematic pesticides in a fast and easy method for residue analysis of fruits and vegetables. *Journal of AOAC International*, 88 (2): 615-629.

- Leili, M., A. Pirmoghani, T. M. Samadi, R. Shokoohi, G. Roshanaei & A. Poormohammadi, 2016. Determination of pesticides residues in cucumbers grown in greenhouse and the effect of some procedures on their residues. *Iran Journal Public Health*, 45 (11): 1481-1490.
- Liang, Y., W. Wang, Y. Shen, Y. Liu & X. J. Liu, 2012. Effects of home preparation on organophosphorus pesticide residues in raw cucumber. *Food Chemistry*, 133 (3): 636-640.
- Nasiri, A., M. Amirahmad, Z. Moosavi, S. Shoebib, A. Khajeamirid & F. Kobarfarde, 2016. A multi residue GC-MS method for determination of 12 pesticides in cucumber. *Iranian Journal of Pharmaceutical Research*, 15 (4): 809-816.
- Omeroglu, P. Y., D. Boyacioglu, A. Ambrus, A. Karaali & S. Saner, 2012. An overview on steps of pesticide residue analysis and contribution of the individual steps to the measurement uncertainty. *Food Analytical Methods*, 5 (5): 1469-1480.
- Oraman, Y., 2011. Consumer responses to pesticide residues in fruit and vegetables. *Journal of Environmental Protection and Ecology*, 12 (1): 82-88.
- Polat, B. & O. Tiryaki, 2020. Assessing washing methods for reduction of pesticide residues in Cacia pepper with LC-MS/MS. *Journal of Environmental Science and Health, Part B*, 55 (1): 1-10.
- PPDB, 2020. Pesticides properties data base. (Web page: <https://sitem.herts.ac.uk/aeru/footprint/es/atoz.htm>) (Date accessed: March 2020).
- SANTE, 2019. Analytical quality control and method validation procedures for pesticide residues analysis in food and feed. SANTE/12682/2019. (Webpage: https://ec.europa.eu/food/sites/food/files/plant/docs/pesticides_mrl_guidelines_wrkdoc_2019-12682.pdf) (Date accessed: September 2020).
- Tiryaki, O., 2016. Validation of QuEChERS method for the determination of some pesticide residues in two apple varieties. *Journal Environmental Science and Health, Part B*, 51 (10): 722-729.
- TÜİK, 2019. Türkiye İstatistiki Kurumu. (Web page: <https://biruni.tuik.gov.tr/medas/?kn=92&locale=tr>) (Date accessed: March 2020).
- TURKAK, 2019. Metodun geçerli kılınması ve doğrulanması için bilgilendirme kılavuzu. (Web page: https://secure.turkak.org.tr/turkaksite/docs/bilgilendirme_kilavuzlari/metodun_ge%3%87erl%c4%b0_kilinmasi_ve_dogrulanmasi_icin_bilgilendirme_kilavuzu_20052019_1625.pdf) (Date accessed: March 2020).
- Türköz-Bakırcı, G., D. B. Yaman-Acay, F. Bakırcı & S. Ötleş, 2014. Pesticide residues in fruits and vegetables from the Aegean region Turkey. *Food Chemistry*, 160: 379-392.
- WHO, 1997. Guidelines for predicting dietary intake of pesticide residues. (Web page: https://www.who.int/foodsafety/publications/chem/en/pesticide_en.pdf?ua=1) (Date accessed: June 2020).
- WHO, 2009. The WHO recommended classification of pesticides by hazard and guidelines to classification. (Web page: <https://www.who.int/foodsafety/publications/classification-pesticides/en/>) (Date accessed: May 2020).
- Wu, M. & J. Hu, 2014. Residue analysis of fosthiazate in cucumber and soil by QuEChERS and GC-MS. *Chemical Papers*, 68 (10): 1368-1374.