



On the occurrence of *Likanella spinosa* (Milanović, 1965) (Dacycladales algae) in the fusulinid limestones from the Late Permian of the Zindandere formation (Belemedik sequence)

Zindandere formasyonu Geç Permiyen yaşlı (Belemedik istifi) fusulinli kireçtaşlarında Likanella spinosa (Milanović, 1965) (Dasiklad alg)'ın varlığı

Yavuz OKAN, İzzet HOŞGÖR

Ankara University, Department of Geological Engineering, 06100 Tandoğan, ANKARA

Geliş (received) : 11 Ağustos (August) 2008

Kabul (accepted) : 04 Aralık (December) 2008

ABSTRACT

The micropaleontologic properties of the fusulinid and dacycladacean algae-rich limestone at the Zindandere formation from the Belemedik sequence was investigated in the eastern Taurides. The limestones are mainly composed of benthic foraminifera and dacycladales algae. The present work deals with the systematic description, paleogeography, and stratigraphic value of dacycladales algae species *Likanella spinosa* (Milanović, 1965) from the Upper Permian limestones of southern Turkey.

Keywords: Belemedik sequence, Dacycladales, *Likanella spinosa*, Southern Turkey, Upper Permian.

ÖZ

Bu çalışmada, Doğu Toroslarda fusulin ve dasiklad algce zengin Belemedik istifi Zindandere formasyonunun mikropaleontolojik özellikleri araştırılmıştır. Türkiye'nin güneyinde Geç Permiyen yaşlı kireçtaşlarında bulunan Likanella spinosa (Milanovic, 1965) alg türünün sistematik tanımı, paleocoğrafyası ve stratigrafik konumu üzerinde tartışılmıştır.

Anahtar Kelimeler: Belemedik istifi, Dacycladales, *Likanella spinosa*, Güney Türkiye, Üst Permiyen.

INTRODUCTION

During construction of Pangaea in the Carboniferous and Permian, corals, bivalves, fusulinaceans and algae became progressively segregated into increasingly isolated geographical populations (Kobayashi, 1999; Leven, 2003; Okan and Hoşgör, 2005 and 2007). Dasyclad algae contributed significantly to the formation of extended algal carbonates (grain-and wackestones) and the formation of reef mounds and mud mounds in Carboniferous and Permian shelf environments (Flügel, 2004). Calcareous algae and dasycladales algae are stratigraphically and palaeoenvironmentally important components of Taurus carbonates. Dating the Permian formations in central Anatolia, central and eastern Taurus are commonly studied by using foraminifera (Okan, 1978; Altiner, 1981 and 1984; Köylüoğlu and Altiner, 1989; Leven 1995; Altiner et al., 2000; Okuyucu, 1999 and 2008). However, in some cases dasyclad algae are used for dating the Permian shallow marine sequences (Bilgütay, 1960; Güvenç, 1969, 1970 and 1972).

The studied material, which is very rich in calcareous algae, was collected and given in 2002 to the corresponding author by İsmet Alan (2008) from the Late Permian successions of Beledimedik sequence from the southern Turkey. The algal remains belong to the species *Likanelia spinosa* (Milanović, 1965). The present paper supplies further data on the knowledge of this species.

GEOLOGICAL SETTING

Beledimedik sequence, which crops out between Pozantı and Karaisalı (Adana) towns east of Ecemiş Fault Zone, consists of Upper Devonian to Upper Cretaceous formations in the Eastern Taurides (Alan et al., 2004) (Figure 1). The Lower Permian Sarioluk formation is mainly composed of limestones and clayey limestone including *Girvanella* and *Pseudofusilinoidea* and forms overlying Beledimedik sequences. This unit is followed by Zindandere formation which is mainly characterized by fusulinid and *Mizzia* bearing limestones (Alan et al., 2004). The presence of fossil algae in the Zindandere formation has been known for several years in Adana region (Ayhan and Lengeranlı, 1986). However, they have not been previously described nor identi-

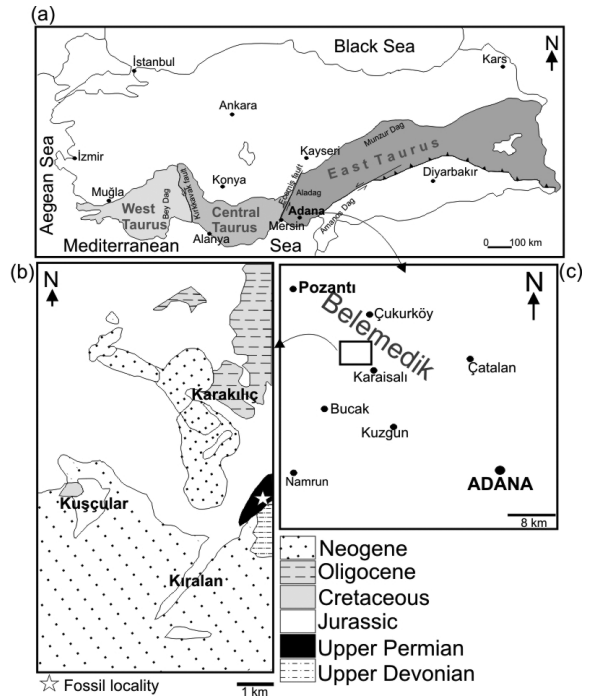


Figure 1. (a) The broad geographical subdivision of the Taurus Belt, (b) regional geological map of the study area, and (c) location (after Özgül, 1976; Alan et al., 2004; Alan, 2008).

Şekil 1. (a) Toros kuşağının esaslı coğrafik bölümleri, (b) çalışma alanının bölgesel jeoloji haritası ve (c) yerbulduru haritası (Özgül, 1976; Alan vd., 2004; Alan, 2008).

fied in the published record. Fusulinid-bearing successions have been known from the eastern Taurus since Blumenthal (1947). Quartzites and limestones bearing this succession were attributed to the Zindandere formation by Ayhan and Lengeranlı (1986), and Alan et al. (2004). The stromatolitic limestones, sandy limestones, marls and claystones of the Lower Triassic Katararası formation conformably overlie the Upper Permian sediments (Zindandere formation) (Alan et al., 2004). The studied section are characterized by carbonate-rich, badly sorted fusulinid-bearing limestones which have been interpreted as shelf tempestites (Figure 2). Late Paleozoic calcareous foraminifera are the another components of these sections with their complicated shells.

Late Permian shallow marine carbonates of the Zindandere formation yield, *Mizzia velebitina* (Rezak), *Gymnocodium* sp. and *Permocalculus* sp., as calcareous algae. Biostratigraphic

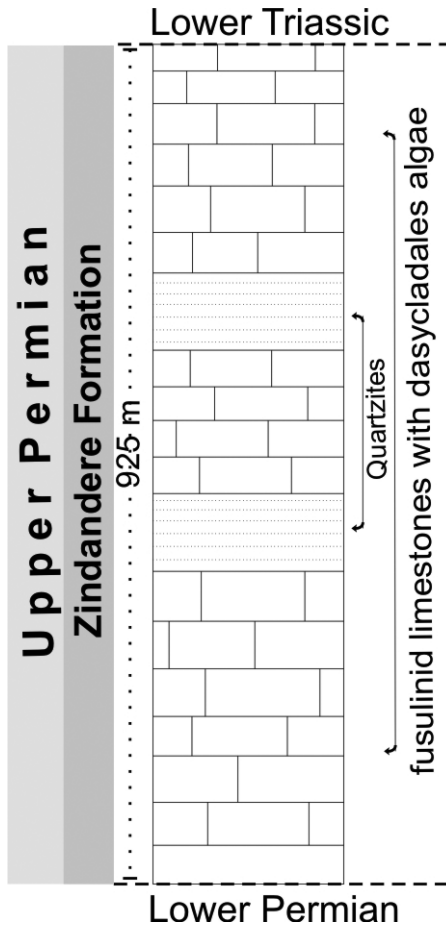


Figure 2. Generalized column of the studied Upper Permian stratigraphic section and its paleontological characteristics.

Şekil 2. Çalışılan Üst Permiyen stratigrafi kesitinin genelleştirilmiş kolon kesiti ve paleontolojik özellikleri.

control of the Zindandere formation for Late Permian was provided by foraminifera, as *Dunbarula mathieui* Ciry, *Nodosinelloides mirabilis* (Lipina), *Nodosinella* sp., *Stafella* sp., *Pachyphloia* sp., *Tetraxis* sp. and *Glomospira* sp. Calcareous algae and foraminiferal assemblage of the succession reveals the warm and shallow marine environment during the Late Permian time and they were strongly controlled by local ecological conditions.

There is no previously published data related with the dasycladacean algae fauna of Belemedik sequence. The present study describes the dasyclades in the Belemedik sequence of Adana and establishes its age and paleobiogeographic affinities.

SYSTEMATIC PALEONTOLOGY

Order **Dacycladales** Pascher 1931

Family **Dascyladaceae** Kützing 1843

Genus ***Likanella*** (Milanović, 1965)

The original diagnosis of that genus (Milanovic 1965) was revised by Granier and Deloffre (1995).

Likanella spinosa Milanović in Granier and Deloffre 1995, non 1966

Plate 1, Figures 1-6

1965 *Likanella spinosa* Milanović, fig. 2.

1966 *Likanella spinosa* Milanović, p. 10-11, pl. 1, figs. 1-6; pl. 2, figs. 1-7; pl. 3, figs. 1-7; pl. 4, figs. 1-8.

1973 *Likanella spinosa* Milanović, Kochansky-Devidé et al., pl. 2, figs. 9-10.

1974 *Likanella spinosa* Milanović, Mirković, pl. 10, fig. 1.

1995 *Likanella spinosa* Milanović, Granier and Deloffre, p. 57.

2000 *Likanella spinosa* (Milanović), Granier and Grgasovic, p. 91-92

Description and Discussion: The thallus is composed of loosely connected cylindrical segments, which at their lower end possess three whorls of branches. Cylindrical thallus eighth phloiophorous branches, massive calcification near the stem and around the branches. The main characteristics of the species are peculiar thallus structure (lower cylindrical portion and well differentiated branches), the presence of sterile and fertile laterals. The main stem is big, cylindrical, and elongated. Branches are in the form of hollow elongated defective cones, and resemble large thorns. The size of segment varies. The length of articles is between 0.99 and 1.96 mm, the diameter of the widest parts of the thallus varies between 0.84 and 1.7 mm. The length and the diameter of branches are also very different. The length of the branches measured is between 0.35 and 0.42 mm.

Milanovic (1965) established *Likanella* as a genus of dasyclad algae for specimens occurring mainly in Middle-Upper Permian carbonate deposits in Velebit Mountain (ancient Yugoslavia).

Later, Milanovic (1966) provided a brief account about the newly described species, *Likanella spinosa*, taken from the Lika area as the holotype and, provided seven photographic illustrations of this material, and assigned the genus to the family of Dasycladaceae. Based on its morphologic characteristics, the *Likanella spinosa* species resembles somehow the Late Jurassic species *Actinoporella podolica* (Alth), which also has a segmented thallus (Milanovic, 1965).

STRATIGRAPHIC AND PALEOGEOGRAPHIC IMPORTANCE

At the base of the Permian, an extensive development of Dasycladales suddenly started. This first flourishing period of Dasycladales reached its peak during the Middle Permian. After rapid appearing of the general, the diversity of the species started to reduce toward the Late Permian time. The Late Permian is, therefore, characterized by a low diversity of the algae (Berger and Kaever, 1992; Flügel, 2004). At least 47 genera have been described for the Permian as a whole. The most common genera are *Diplopora*, *Anatolipora*, *Vermiporella*, *Pseudovermiporella*, *Anthracoporella*, *Kochanskyella*, *Clavaporella*, *Gyroporella*, *Pseudogyroporella*, *Mizzia*, *Macroporella*, and *Velebitella* (Riding and Guo, 1987; Berger and Kaever,

1992) (Figure 3). Details of Permian dasycladalean associations are best known from Iraq (Elliott, 1958), Japan (Endo, 1959), the Carnic Alps (Flügel, 1966), Adriatic-Dinaridic Platform (Herak and Kochansky, 1960; Kochansky and Herak, 1960; Milanovic 1966; Kochansky-Devide, 1967; Kochansky-Devide and Gušić, 1971; Kochansky-Devide et al., 1973; Sremac, 1991; Sremac and Aljinovic, 1997), Tunisia (Vachard, 1985), Afghanistan (Vachard, 1980), central and northwestern China (Mu and Riding, 1983; Wendt, 1997; Mamet and Zhu, 2005), Turkey (Bilgütay, 1960; Güvenç, 1969, 1970 and 1972), Saudi Arabia (Rezak, 1959; Okla, 1992; Hughes, 2005; Vachard et al., 2005), East Oman (Vachard et al., 2001) and Texas (Johnson, 1951). In addition, the vertical distribution of most of these species was too large to make them suitable for very fine stratigraphic investigations.

Species of the genus *Likanella* are well known for their stratigraphic distribution in the Early Permian-Late Cretaceous interval (Schlagintweit, 1991; Granier and Grgasovic, 2000). *Likanella spinosa* (Milanović, 1965) is a well-known species that occurs frequently and abundantly throughout the Mediterranean, marking the Middle-Late Permian. Although it is one of the most common of the Late Permian calcareous algae of the entire Adriatic-Dinaridic Platform and is found at

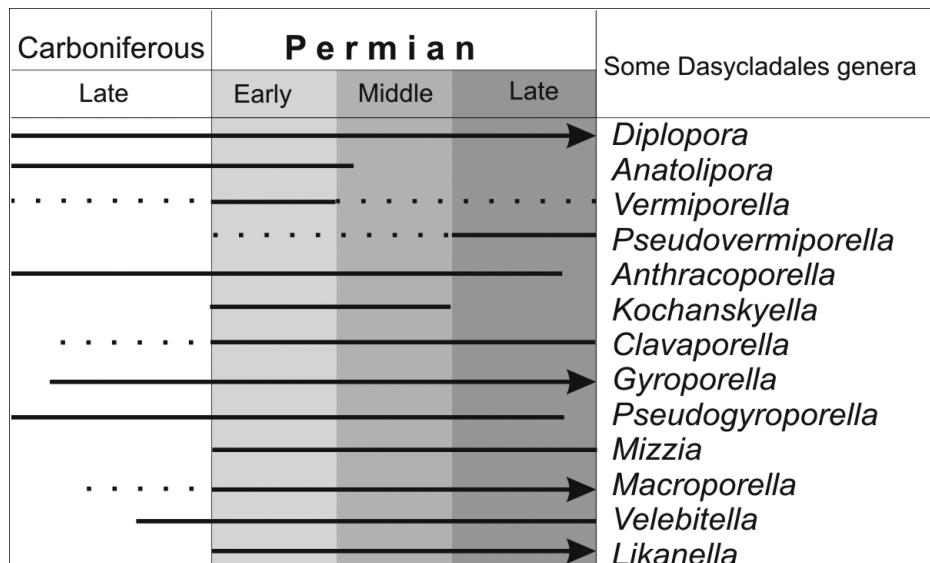


Figure 3. Stratigraphic distribution of some Dasycladales genera in the Late Carboniferous and the Permian (after Berger and Kaever, 1992).

Şekil 3. Bazı Geç Karbonifer ve Permiyen Dasiklad alglerinin stratigrafik dağılımı (Berger ve Kaever, 1992'den).

almost every Upper Permian locality. Especially, during detailed mapping of Velebit Mt. and the Lika region performed by many Croatian palaeontologists (Herak and Kochansky, 1960; Kochansky and Herak, 1960; Milanovic, 1966; Kochansky-Devide, 1967; Kochansky-Devide et al., 1973; Sremac, 1991; Sremac and Aljinovic, 1997), a rich collection of Permian fossils was found. The dominant carbonate producers during the Middle-Late Permian were calcareous algae, Dasycladales (*Mizzia*, *Vermiporella*, *Velebitella*, *Salopekiella*, *Connexia*, *Likanella*) or gymnocodiaceans (*Gymnocodium*, *Permocalculus*) (Sremac, 2005).

A number of quantitative studies are available on worldwide distribution of various marine invertebrates in the Permian, and these all show patterns relevant to the tropical water masses mentioned above (Ziegler et al., 2003). Belasky (1994) grouped the lists of the coral genera from the Early Permian into the Late Permian. Fusulinid distribution parallel the corals, and, coral like organisms, were mainly restricted to the tropical carbonate platforms and probably accompanying calcareous algae (Kobayashi, 1999; Ziegler et al., 2003). The fusulinids are common faunal elements in the Middle-Late Permian in the Central and Eastern Mediterranean together with calcareous algae and characterized the biozones of this time interval. Their presence has stimulated research for the possible relationships between the Laurussian and Gondwanian domains well before the Triassic. These major microfaunal and algal elements are distributed only between Adriatic-Dinaridic Platform and eastern Turkey (Figure 4).

The Paleotethys Ocean was situated between the Laurussian (North America, Baltica and Siberia) and Gondwanian (Africa, Arabia, Lut and other Iranian terranes) branches of Pangea (Şengör and Natalin, 1996). At the end of the Early Permian a new ocean – Tethys (Neotethys) was born within marginal Gondwana, south of Palaeotethys, extending from Timor to Sicily (Stampfli et al., 2002; Sremac, 2005; Cocks and Torsvik, 2006; They et al., 2007). Several palaeogeographical reconstructions have been proposed for the Middle-Late Permian (Schönlaub, 1992, Demirel and Tekin, 1993; Altiner et al., 2000; Dercourt et al., 2000; Stampfli et al., 2002; Cocks and Torsvik, 2006; They et al., 2007; Moix et al., 2008). Palaeogeographical reconstructions

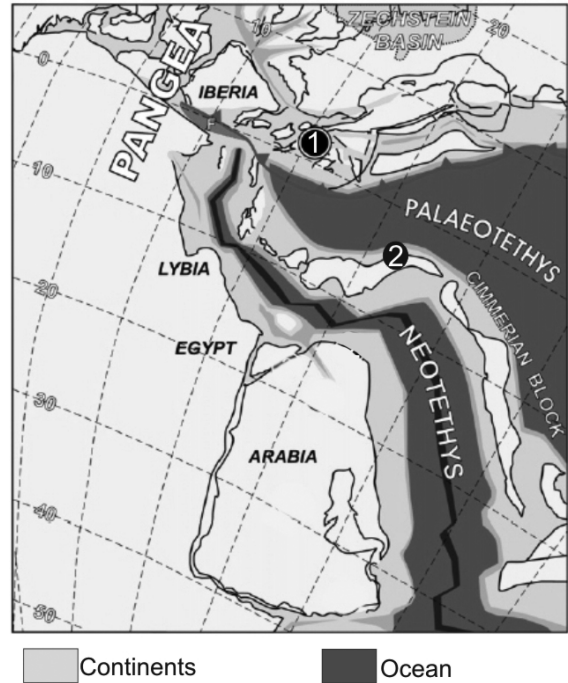


Figure 4. Late Permian localities in the Tethyan region. 1. Adriatic-Dinaridic Platform, 2. Eastern Taurus (Stampfli et al., 2002).

Şekil 4. Geç Permiyen Tetis bölgesindeki lokaliteler: 1. Adriatik-Dinaridik Platform, 2. Doğu Toroslar (Stampfli vd., 2002).

show that the eastern Taurus was detached from Gondwana together with Cimmerian blocks in Permian times during the opening of Neotethys and the East Mediterranean oceans (They et al., 2007; Moix et al., 2008). The palaeogeographic position of the eastern Taurus locality with *Likanella spinosa* indicates a Cimmerian blocks (see Figure 4). Actually, Paleotethys species *Likanella spinosa* migrated northward during the Middle Permian, which seems to have originated in the paleotropics, later migrated southward. Besides, in the study section, *Permocalculus* and *Mizzia* are discovered. The gymnocodiacean *Permocalculus* and dasycladales green algae *Mizzia* accumulations are common everywhere from NW Caucasus to Hungary, and quite puzzling during a Late Permian period of limestones deposits elsewhere (They et al., 2007).

CONCLUSIONS

The Late Permian fusulinid limestones of the Zindandere formation are characterized by a

comparably weakly diversified microfauna and -flora. The micropaleontologic assemblages are rather homogeneous when compared to the localities from the Karaisalı area, the eastern part of the Taurus. Generally, widely distributed in the Permian of Paleotethys (Adriatic-Dinaridic Platform); in Turkey the species occurs in the Late Permian of the Zindandere formation (Belemedik sequence) in the Cimmerian blocks. This study deals with the first occurrence of the eastern European species *Likanella spinosa* in Turkey. It is associated with *Dunbarula mathieui*, *Nodosinelloides mirabilis*, *Nodosinella* sp., *Stafella* sp., *Pachyphloia* sp., *Tetratxis* sp. and *Glomospira* sp. foraminifera.

ACKNOWLEDGEMENTS

The authors are very grateful to İsmet Alan (General Directorate of Mineral Research and Exploration of Turkey), for providing the material from the Belemedik sequences. They are especially indebted to Cemal Göncüoğlu (Middle East Technical University), for his valuable comments.

REFERENCES

- Alan, İ., 2008. Personal communication. Mineral Research and Exploration Institute of Turkey, Ankara.
- Alan, İ., Şahin, Ş., Kop, A., Bakırhan, B. ve Böke, N., 2004. Belemedik istifinin jeolojik özellikleri ve Toroslar'da tanımlanan birlikler içersindeki konumu. 57. Türkiye Jeoloji Kurultayı Bildiri Özleri Kitabı, s. 269-270.
- Altiner, D., 1981. Recherches stratigraphiques et micropaleontologiques dans le Taurus Oriental au NW de Pinarbaşı (Turquie). Thesis, University of Geneve, These No. 2005 (unpublished).
- Altiner, D., 1984. Upper Permian foraminiferal biostratigraphy in some localities of the Taurus Belt. Geology of the Taurus Belt, International Symposium, pp. 255-268.
- Altiner, D., Özkan-Altiner, S., and Koçyiğit, A., 2000. Late Permian foraminiferal biofacies belts in Turkey: Palaeogeographic and Tectonic Implications. Geological Society, London, Special Publications, 173, 83-96.
- Ayhan, A. ve Lengeranlı, Y., 1986. Yahyalı-Demirkazık (Aladağlar Yöresi) Tektonostratigrafik Özellikleri. Jeoloji Mühendisliği, 27, 31-45.
- Belasky, P., 1994. Biogeography of Permian corals and the determination of longitude in tectonic reconstructions of the Paleopacific region. Canadian Society of Petroleum Geologists, Memoir, 17, 621-646.
- Berger, S., and Kaefer, M.J., 1992. Dasycladales-An illustrated monograph of a fascinating algal order. Thieme, p. 247.
- Bilgütay, U., 1960. Some Permian calcareous algae from the vicinity of Ankara. Bulletin of the Mineral Research and Exploration Institute of Turkey, 54, 52-65.
- Blumenthal, M.M., 1947. Belemedik Paleozoik penceresi ve bunun Mesozoyik kalker çerçevesi. MTA Yayın No 3.
- Cocks, L.R.M., and Torsvik, T.H., 2006. European geography in a global context from the Vendian to the end of the Palaeozoic. D.G. Gree, and R.A. Stephenson (eds.), European Lithosphere Dynamics, Geological Society, London, 32, 83-95.
- Demirel, I. H. ve Tekin, U. K., 1993. Gondvanya platformu Paleozoyik-Triyas stratigrafisi. Proceedings of A. Suat Erk Symposium on Geology, Ankara University Publication, Ankara, pp. 3-9.
- Dercourt, J., Gaetani, M., Vrielynck, B., Barrier, E., Biju-Duval, B., Brunet, M.F., Cadet, J.P., Crasquin-Soleau, S., and Sandulescu, M., 2000. Atlas Peri-Tethys. Palaeogeographical maps. Commission for the Geological Map of the World/Commission de la Carte Géologique du Monde, Paris. 24 maps with explanatory notes, pp. i-xx, 1-269.
- Elliot, G.F., 1958. Fossil microproblematica from the Middle East. Micropaleontology, 4, 419-428.
- Endo, R., 1959. Stratigraphical and palaeontological studies of the Later Palaeozoic calcareous algae in Japan. Saitama University of Science Report Series B, 177-207.
- Flügel, E., 1966. Algen aus dem Perm der Karnischen Alpen. Carinthia, 2, 1-76.

- Flügel, E., 2004. *Microfacies of Carbonate Rocks. Analysis, Interpretation and Application*. Springer, Erlangen.
- Granier, B., et Deloffre, R., 1995. Inventaire critique des Algues Dascycladales fossiles. III partie- Les Algues Dacycladales du Permien et du Trias. *Revue de Paléontologie*, 14, 1, 49-84.
- Granier, B., et Grgasović, T., 2000. Les Algues Dacycladales du Permien et du Trias Nouvelle tentative d'inventaire bibliographique, géographique et stratigraphique. *Geologia Croatica*, 53, 1, 1-197.
- Güvenç, T., 1969. Description de deux especes d'Algues calcaires dans le Permien des Taurus (Turquie). *Bulletin de la Societe Geologique de France*, 11, 447-451.
- Güvenç, T., 1970. Description de deux especes D'Algues calcaires dans le Permien des Taurus (Turquie). *Bulletin de la Societe Geologique de France*, 447-451.
- Güvenç, T., 1972. Un nouveau genre d'Algue calcaire du Permien, *Embergerella* n. g. *Türkiye Jeoloji Kurumu Bülteni*, 15 (1), 21-25.
- Herak, M., and Kochansky, V., 1960. Gymnocodiacean calcareous algae in the Permian of Yugoslavia. *Geološki Vjesnik*, 13, 185-195.
- Hughes, G.W.G., 2005. Calcareous algae of Saudi Arabian Permian to Cretaceous carbonates. *Revista Espanola de Micropaleontologia*, 37, 131-140.
- Johnson, J.H., 1951. Permian calcareous from the Apache Mountains, Texas. *Journal of Paleontology*, 25, 21-30.
- Kobayashi, F., 1999. Tethyan uppermost Permian (Dzhulfian and Dorashamian) foraminiferal faunas and their paleogeographic and tectonic implications. *Palaeogeography, Palaeoclimatology, Palaeoecology*, 150, 279-307.
- Kochansky, V., and Herak, M., 1960. On the Carboniferous and Permian Dasycladaceae of Yugoslavia. *Geološki Vjesnik*, 13, 65-94.
- Kochansky-Devidé, V., 1967. Neoschwagerinen-schichten einer Tiefbohrung in Istrien (Jugoslawien). *Neues Jahrbuch für Geologie und Paläontologie*, 128, 201-204.
- Kochansky-Devidé, V., und Gušić, I., 1971. Evolution-Tendenzen der Dasycladaceen mit besonderer Berücksichtigung neuer Funde in Jugoslawien. *Palaontologische Zeitschrift*, 45, 82-91.
- Kochansky-Devidé, V., Buser, S., Cajhen, J., and Ramovš, A., 1973. Podroben profil skrozi Trogkofelske plasti v potoku Košutnik v Karavankah. *Slovenska akademija znanosti in umetnosti, Razred za prirodoslovne in medicinske vede, Ljubljana*, 16, 4, 171-187.
- Köylüoğlu, M., et Altiner, D., 1989. Micropaleontologie (foraminife'res) et biostratigraphie du Permien superieur de la region d'Hakkari (SE Turquie). *Revue de Paleobiologie*, 8, 467-503.
- Leven, E. J.A., 1995. Lower Permian fusulinids from the vicinity of Ankara. *Rivista Italiana di Paleontologia e Stratigrafia*, 101, 235-48.
- Leven, E. J.A., 2003. The Permian Stratigraphy and Fusulinids of the Tethys. *Rivista Italiana di Paleontologia e Stratigrafia*, 109, 267-280.
- Mamet, B., and Zhu, Z., 2005. Carboniferous and Permian algal microflora, Tarim Basin (China). *Geologica Belgica*, 8, 3-13.
- Milanović, M., 1965. Zwei neue Gattungen der Familie Dasycladaceae aus dem Perm Velebitgebirges. *Bulletin scientifique, Conseil des Académies des Sciences et des Arts de la R.S.F. de Yougoslavie Section A, Sciences naturelles, techniques et médicales, Zagreb*, 10, (6), 179-180.
- Milanović, M., 1966. *Likanella*- a new Permian genus of the family Dasycladaceae. *Geološki vjesnik, Zagreb*, 19, 9-14.
- Mirković, B., 1974. Prilog poznavanju razvića perma u istočnoj Crnoj Gori. *Geološki glasnik*, 7, 147-156.
- Moix, P., Beccalotto, L., Kozur, H.W., Hockard, C., Rosselet, F., and Stampfli, G.M., 2008. A new classification of the Turkish terranes and sutures and its implication for the paleotectonic history of the region. *Tectonophysics*, 451, 7-39.
- Mu, X., and Riding, R., 1983. Silicified gymnocodiacean algae from the Permian of Nanjing, China. *Palaeontology*, 26, 261-276.

- Okan, Y., 1978, Description of a new species of *Polydiexodina* from Northeast of Elmadağ (Ankara – Turkey). *Türkiye Jeolojisi Kurumu Bülteni*, 21, 159 – 164.
- Okan, Y. ve Hoşgör, İ., 2005. Nohutluk Tepe (Aladağlar, Doğu Toroslar) istifinde bulunan Başkiriye (erken Geç Karbonifer) yaşlı *Bivalvia* türü *Astartella concentrica* (Conrad)'nın tanımı ve paleocoğrafik dağılımı. *Yerbilimleri*, 26, 13-24.
- Okan, Y., and Hoşgör, İ., 2007. Late Visean-Early Namurian bivalves from the Zonguldak Coal Basin, Northwestern Turkey. *Turkish Journal of Earth Sciences*, 16, 225-240.
- Okla, S.M., 1992. Permian algae and algal microfossils from Unayzah, Quassim district, Saudi Arabia. *Facies*, 27, 217-240.
- Okuyucu, C., 1999. A new *Multidiscus?* species (foraminifera) from a fusulinacean-rich succession encompassing the Carboniferous-Permian boundary in the Hadim Nappe (Central Taurus, Turkey). *Rivista Italiana di Paleontologia e Stratigrafia*, 105 (3), 439-444.
- Okuyucu, C., 2008. Biostratigraphy and systematics of late Asselian–early Sakmarian (Early Permian) fusulinids (Foraminifera) from southern Turkey. *Geological Magazine*, 145, (3), 413-435.
- Özgül, N., 1976. Torosların bazı temel jeolojik özellikleri. *Türkiye Jeoloji Kurumu Bülteni*, 19, 65-78.
- Rezak, R., 1959. Permian algae from Saudi Arabia. *Journal of Paleontology*, 33, 531-538.
- Riding, R., and Guo, L., 1987. Permian Marine Calcareous algae. In: *Calcareous algae and stromatolites* R. Riding (ed.), Springer-Verlag, pp. 452-480.
- Schlaginweit, F., 1991. Taxonomic revision of *Likanella hammudai* Radoicic, 1975, dasycladacean algae from the Upper Cretaceous of the northern Alps (Gosau Formation, Coniacian). *Revue de Paleobiologie*, 9, 257-261.
- Schönlaub, H. P., 1992. Stratigraphy, biogeography and paleoclimatology of the Alpine Paleozoic and its implications for plate movements. *Jahrbuch der Geologischen Bundesanstalt*, 135, 381-418.
- Şengör, A.M.C., and Natalin, B.A., 1996. Paleotectonics of Asia: fragment of a synthesis. In: An, Yin and T.M, Harrison (eds.), *The Tectonic Evolution of Asia*. Cambridge University Press, Cambridge, pp. 486– 640.
- Sremac, J., 1991. *Neoschwagerina craticulifera* zone in the Middle Velebit Mt. (Croatia, Yugoslavia). *Geologija*, 34, 7–55.
- Sremac, J., 2005. Equatorial Shelf of the Palaeozoic Supercontinent – Cradle of the Adriatic Carbonate Platform. *Geologia Croatica*, 58, 1-19.
- Sremac, J., and Aljinovic, D., 1997. Upper Palaeozoic fossils from clastic sedimentary rocks in the Gorski Kotar region. *Geologia Croatica*, 50, 187–199.
- Stampfli, G. M., Borel, G. D., Marchant, R., and Mosar, J. 2002. Western Alps geological constraints on western Tethyan reconstructions. In: *Reconstruction of the evolution of the Alpine-Himalayan Orogen*, G. Rosenbaum, and G.S. Lister (eds.), *Journal of the Virtual Explorer*, 8, 77 -106.
- Théry, J.M., Vachard, D., and Dransart, E., 2007. Late Permian limestones and the Permian-Triassic boundary: new biostratigraphic, palaeobiogeographical and geochemical data in Caucasus and eastern Europe. *Geological Society, London, Special Publications*, 275, 255-274.
- Vachard, D., 1980. Tethys et Gondwana au Paléozoïque supérieur: les données afghanes; biostratigraphie, micropaléontologie, paléogéographie. *Documents et Travaux de l'Institut Géologique Albert de Lapparent*, 2, 1-463.
- Vachard, D., 1985. Remarques sur les Dasycladales (algues vertes) du Permien supérieur du Jebel Tebaga. In *Trans 1st Cong Natl Sciences de la Terre*, 1, 271-281.
- Vachard, D., Hauser, M., Martini, R., Zaninetti, L., Matter, A., and Peters, T., 2001. New algae and problematica of algal affinity from the Permian of the Aseelah Unit of the Batain Plain (East Oman). *Geobios*, 34, 375-404.

- Vachard, D., Gaillot, J., Vaslet, D., and Nindre, Y.M., 2005. Foraminifers and algae from the Khuff Formation (late Middle Permian-Early Triassic) of central Saudi Arabia. *GeoArabia*, 10, 137-186.
- Wendt, J., 1997. Aragonitic dasycladalean algae from the Upper Permian of Sichuan, China. *Lethaia*, 29, 361-368.
- Ziegler, A.M., Eshel G., McAllister R.P., Rothfus, T.A., Rowley, D.B., and Sunderlin, D., 2003. Tracing the tropics across land and sea: Permian to present. *Lethaia*, 36, 227-254.

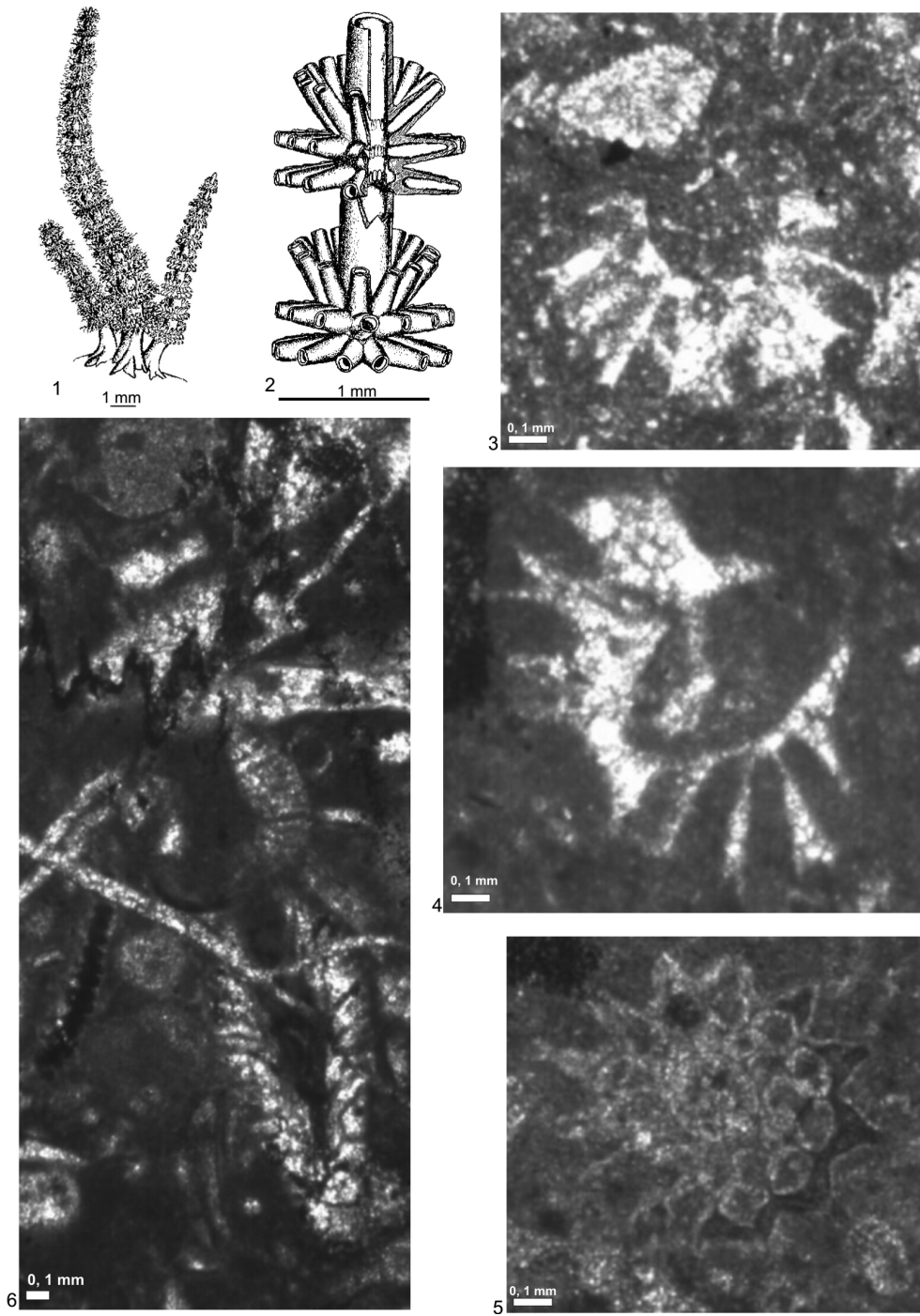


PLATE 1 / LEVHA 1

Likanella spinosa (Milanović, 1965)

1-2. Reconstruction of two segments and living algae (Milanović, 1965).

1-2. Yaşayan alg ve iki segmentinin canlandırılması (Milanović, 1965) .

3-5. Transversal section.

3-5. Transversal kesit.

6. Oblique section

6. Oblik kesit.