

Series Expansions and Polynomial Approximations of Monomolecular Growth Model for Some Populations of *Eucalyptus camaldulensis* Dehn. From Eastern Mediterranean Forest Research Manager

Mehmet Korkmaz¹ and Erdal Unluyol²
Ordu University, Department of Mathematics, Ordu, TURKEY

ABSTRACT

In this study, firstly the series expansions of monomolecular growth model from first degree polynomial to (n-1)th degree polynomial, were given with respect to (t-r) where t is time, n is the number of data, r is integer number: $t_0 \leq r \leq t_{n-1}$, t_0 and t_{n-1} are initial and final values of time, respectively. Secondly, monomolecular growth model's series expansions having m-th degree polynomials, studied on the data taken for *Eucalyptus camaldulensis* Dehn. from Eastern Mediterranean Forest Research Manager were given with R^2 with respect to (t-k), respectively where t is time; n is the number of data points; m, k are integer numbers $1 < m \leq n-1$, $0 \leq k \leq 9$. Finally, for each data set, polynomial approximations having m-th degree were given with R^2 . For each purpose, the tables and the graphs were used for analyzing the differences.

Keywords:

Series expansions; polynomial approximation; monomolecular growth model; growth models; *Eucalyptus camaldulensis* Dehn.

Article History:

Received: 2017/11/15

Accepted: 2017/12/06

Online: 2018/04/06

Correspondence to: Mehmet Korkmaz,
Ordu University, Faculty of Arts and
Sciences, Department of Mathematics,
52100, Ordu, TURKEY
E-Mail: mkorkmaz52@yahoo.com

INTRODUCTION

In mathematics, a series expansion is a method for calculating a function that cannot be expressed by only elementary operations such as addition, subtraction, multiplication and division. The resulting so called series often can be limited to a finite number of terms, thus yielding an approximation of the function. The fewer terms of the sequence are used, the simpler this approximation will be. Actually, there are some kinds of series such as divergent series, Taylor series and power series. A Taylor series is a representation of a function as an infinite sum of terms that are calculated from the values of the function's derivatives at a single point. If the Taylor series is centered at zero, then that series is also called a Maclaurin series [1]. The general idea behind Taylor series is that if a function satisfies certain criteria, then the function can be expressed as an infinite series of polynomials. In its most general terms, the value of a function, $f(x)$, in the vicinity of the point x_0 , is given by:

$$f(x) = \sum_{r=0}^{\infty} a_r (x - x_0)^r \quad (1)$$

where x_0 is the initial point of the series, a_r are the coefficient of the series.

A polynomial function is a function such as quadratic, cubic, and so on, involving only non-negative integer powers of x. The degree of a polynomial is the highest power of x in its expression. Actually polynomial is the special condition of a Maclaurin series when n is finite. In its most general terms, the value of a polynomial, $p(x)$ is given by:

$$p(x) = \sum_{r=0}^n a_r x^r \quad (2)$$

where a_r are the coefficient of the polynomial, n is the degree of the polynomial. A central problem of mathematical analysis is the approximation to more general functions by polynomials and the estimation of how small the discrepancy can be made.

Growth models have generally had sigmoidal shape. These models have one inflection point. For these growth models, growth rate increased continually until

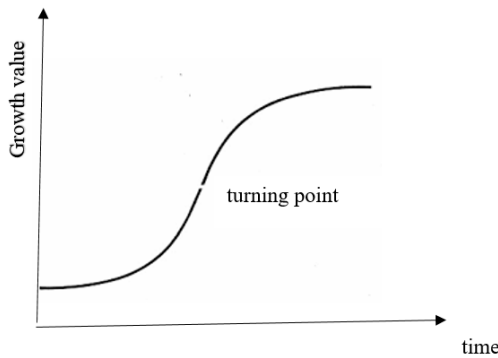


Figure 1. Sigmoidal function

the inflection point and the highest growth rate occurs at inflection point. After that point the growth rate decreased continually (Table 1).

The monomolecular or Brody function [2] is of decaying exponential type with no inflection point. Fabens [3] described a similar function based on the work of Bertalanffy. For these functions the highest growth rate occurs at birth and decreased continually (Table 2) [4].

In this study the series expansions of only one of the growth models were presented to investigate the series ex-

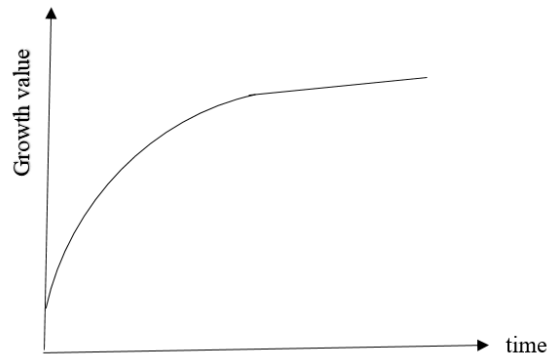


Figure 2. Increasing function by decreasing rate

pansions. For that reason, series expansions of Monomolecular growth model w.r.t. (t-r) were given below where t is time, r is integer number $t_0 \leq r \leq t_{n-1}$, t_0 and t_{n-1} is initial and final values of time, respectively and n is the number of data points.

Monomolecular Growth Model (M.G.M.):

Series expansions of Monomolecular growth model, $y = a(1 - b \exp(-ct))$, with respect to (w.r.t.) (t-0), (t-1) and (t-2) are given in Tables 1-3, respectively.

Table 1. Series expansions of Monomolecular growth model w.r.t. (t-0)

Degrees of series expansion of M.G.M. w.r.t.(t-0)	$y = a(1 - b \exp(-ct))$
1	$a(1 - b) + abct$
2	$a(1 - b) + abct - \frac{abc^2t^2}{2}$
3	$a(1 - b) + abct - \frac{abc^2t^2}{2} + \frac{abc^3t^3}{6}$
4	$a(1 - b) + abct - \frac{abc^2t^2}{2} + \frac{abc^3t^3}{6} - \frac{abc^4t^4}{24}$
5	$a(1 - b) + abct - \frac{abc^2t^2}{2} + \frac{abc^3t^3}{6} - \frac{abc^4t^4}{24} + \frac{abc^5t^5}{120}$
6	$a(1 - b) + abct - \frac{abc^2t^2}{2} + \frac{abc^3t^3}{6} - \frac{abc^4t^4}{24} + \frac{abc^5t^5}{120} - \frac{abc^6t^6}{720}$
7	$a(1 - b) + abct - \frac{abc^2t^2}{2} + \frac{abc^3t^3}{6} - \frac{abc^4t^4}{24} + \frac{abc^5t^5}{120} - \frac{abc^6t^6}{720} + \frac{abc^7t^7}{5040}$
8	$a(1 - b) + abct - \frac{abc^2t^2}{2} + \frac{abc^3t^3}{6} - \frac{abc^4t^4}{24} + \frac{abc^5t^5}{120} - \frac{abc^6t^6}{720} + \frac{abc^7t^7}{5040} - \frac{abc^8t^8}{40320}$
9	$a(1 - b) + abct - \frac{abc^2t^2}{2} + \frac{abc^3t^3}{6} - \frac{abc^4t^4}{24} + \frac{abc^5t^5}{120} - \frac{abc^6t^6}{720} + \frac{abc^7t^7}{5040} - \frac{abc^8t^8}{40320} + \frac{abc^9t^9}{362880}$

Table 2. Series expansions of Monomolecular growth model w.r.t. (t-1)

Degrees of series expansion of M.G.M. w.r.t.(t-1)	$y = a(1 - b \exp(-ct))$
1	$a(1 - be^{(-c)}) + abe^{(-c)}c(t-1)$

Table 2. Series expansions of Monomolecular growth model w.r.t. (t-1)(continued)

Degrees of series expansion of M.G.M. w.r.t.(t-1)	$y = a(1 - b \exp(-ct))$
2	$a(1 - be^{(-c)}) + abe^{(-c)}c(t-1) - \frac{1}{2}abe^{(-c)}c^2(t-1)^2$
3	$a(1 - be^{(-c)}) + abe^{(-c)}c(t-1) - \frac{1}{2}abe^{(-c)}c^2(t-1)^2 + \frac{1}{6}abe^{(-c)}c^3(t-1)^3$
4	$a(1 - be^{(-c)}) + abe^{(-c)}c(t-1) - \frac{1}{2}abe^{(-c)}c^2(t-1)^2 + \frac{1}{6}abe^{(-c)}c^3(t-1)^3 - \frac{1}{24}abe^{(-c)}c^4(t-1)^4$
5	$a(1 - be^{(-c)}) + abe^{(-c)}c(t-1) - \frac{1}{2}abe^{(-c)}c^2(t-1)^2 + \frac{1}{6}abe^{(-c)}c^3(t-1)^3 - \frac{1}{24}abe^{(-c)}c^4(t-1)^4 + \frac{1}{120}abe^{(-c)}c^5(t-1)^5$
6	$a(1 - be^{(-c)}) + abe^{(-c)}c(t-1) - \frac{1}{2}abe^{(-c)}c^2(t-1)^2 + \frac{1}{6}abe^{(-c)}c^3(t-1)^3 - \frac{1}{24}abe^{(-c)}c^4(t-1)^4 + \frac{1}{120}abe^{(-c)}c^5(t-1)^5 - \frac{1}{720}abe^{(-c)}c^6(t-1)^6$
7	$a(1 - be^{(-c)}) + abe^{(-c)}c(t-1) - \frac{1}{2}abe^{(-c)}c^2(t-1)^2 + \frac{1}{6}abe^{(-c)}c^3(t-1)^3 - \frac{1}{24}abe^{(-c)}c^4(t-1)^4 + \frac{1}{120}abe^{(-c)}c^5(t-1)^5 - \frac{1}{720}abe^{(-c)}c^6(t-1)^6 + \frac{1}{5040}abe^{(-c)}c^7(t-1)^7$
8	$a(1 - be^{(-c)}) + abe^{(-c)}c(t-1) - \frac{1}{2}abe^{(-c)}c^2(t-1)^2 + \frac{1}{6}abe^{(-c)}c^3(t-1)^3 - \frac{1}{24}abe^{(-c)}c^4(t-1)^4 + \frac{1}{120}abe^{(-c)}c^5(t-1)^5 - \frac{1}{720}abe^{(-c)}c^6(t-1)^6 + \frac{1}{5040}abe^{(-c)}c^7(t-1)^7 - \frac{1}{40320}abe^{(-c)}c^8(t-1)^8$
9	$a(1 - be^{(-c)}) + abe^{(-c)}c(t-1) - \frac{1}{2}abe^{(-c)}c^2(t-1)^2 + \frac{1}{6}abe^{(-c)}c^3(t-1)^3 - \frac{1}{24}abe^{(-c)}c^4(t-1)^4 + \frac{1}{120}abe^{(-c)}c^5(t-1)^5 - \frac{1}{720}abe^{(-c)}c^6(t-1)^6 + \frac{1}{5040}abe^{(-c)}c^7(t-1)^7 - \frac{1}{40320}abe^{(-c)}c^8(t-1)^8 + \frac{1}{362880}abe^{(-c)}c^9(t-1)^9$

Table 3. Series expansions of Monomolecular growth model w.r.t. (t-2)

Degrees of series expansion of M.G.M.	$y = a(1 - b \exp(-ct))$
1	$a(1 - be^{(-2c)}) + abe^{(-2c)}c(t-2)$
2	$a(1 - be^{(-2c)}) + abe^{(-2c)}c(t-2) - \frac{1}{2}abe^{(-2c)}c^2(t-2)^2$
3	$a(1 - be^{(-2c)}) + abe^{(-2c)}c(t-2) - \frac{1}{2}abe^{(-2c)}c^2(t-2)^2 + \frac{1}{6}abe^{(-2c)}c^3(t-2)^3$
4	$a(1 - be^{(-2c)}) + abe^{(-2c)}c(t-2) - \frac{1}{2}abe^{(-2c)}c^2(t-2)^2 + \frac{1}{6}abe^{(-2c)}c^3(t-2)^3 - \frac{1}{24}abe^{(-2c)}c^4(t-2)^4$
5	$a(1 - be^{(-2c)}) + abe^{(-2c)}c(t-2) - \frac{1}{2}abe^{(-2c)}c^2(t-2)^2 + \frac{1}{6}abe^{(-2c)}c^3(t-2)^3 - \frac{1}{24}abe^{(-2c)}c^4(t-2)^4 + \frac{1}{120}abe^{(-2c)}c^5(t-2)^5$
6	$a(1 - be^{(-2c)}) + abe^{(-2c)}c(t-2) - \frac{1}{2}abe^{(-2c)}c^2(t-2)^2 + \frac{1}{6}abe^{(-2c)}c^3(t-2)^3 - \frac{1}{24}abe^{(-2c)}c^4(t-2)^4 + \frac{1}{120}abe^{(-2c)}c^5(t-2)^5 - \frac{1}{720}abe^{(-2c)}c^6(t-2)^6$
7	$a(1 - be^{(-2c)}) + abe^{(-2c)}c(t-2) - \frac{1}{2}abe^{(-2c)}c^2(t-2)^2 + \frac{1}{6}abe^{(-2c)}c^3(t-2)^3 - \frac{1}{24}abe^{(-2c)}c^4(t-2)^4 + \frac{1}{120}abe^{(-2c)}c^5(t-2)^5 - \frac{1}{720}abe^{(-2c)}c^6(t-2)^6 + \frac{1}{5040}abe^{(-2c)}c^7(t-2)^7$
8	$a(1 - be^{(-2c)}) + abe^{(-2c)}c(t-2) - \frac{1}{2}abe^{(-2c)}c^2(t-2)^2 + \frac{1}{6}abe^{(-2c)}c^3(t-2)^3 - \frac{1}{24}abe^{(-2c)}c^4(t-2)^4 + \frac{1}{120}abe^{(-2c)}c^5(t-2)^5 - \frac{1}{720}abe^{(-2c)}c^6(t-2)^6 + \frac{1}{5040}abe^{(-2c)}c^7(t-2)^7 - \frac{1}{40320}abe^{(-2c)}c^8(t-2)^8$

Table 3. Series expansions of Monomolecular growth model w.r.t. (t-2)(continued)

Degrees of series expansion of M.G.M.	$y = a(1 - b \exp(-ct))$
9	$a(1 - be^{(-2c)}) + abe^{(-2c)}c(t-2) - \frac{1}{2}abe^{(-2c)}c^2(t-2)^2 + \frac{1}{6}abe^{(-2c)}c^3(t-2)^3 - \frac{1}{24}abe^{(-2c)}c^4(t-2)^4 + \frac{1}{120}abe^{(-2c)}c^5(t-2)^5$ $- \frac{1}{720}abe^{(-2c)}c^6(t-2)^6 + \frac{1}{5040}abe^{(-2c)}c^7(t-2)^7 - \frac{1}{40320}abe^{(-2c)}c^8(t-2)^8 + \frac{1}{362880}abe^{(-2c)}c^9(t-2)^9$

Similarly, the remainder series expansions of Monomolecular growth model w.r.t. (t-r) could easily be shown in a similar manner where t is time, r is integer number $3 \leq r \leq t_{n-1}$, and n is the number of data points.

MATERIAL AND METHODS

In this study, monomolecular growth model was studied on the data taken for Eucalyptus camaldulensis Dehn. in Table 3.1. [5]. For the presentation of the models, the measurements of the mean tree lengths (m) in the age-structured of Eucalyptus camaldulensis Dehn. from Eastern Mediterranean Forest Research Manager were used [6] in this study in Table 4.

kept on the same value while k is increasing where t is time, m and k are integer numbers $1 < m \leq n-1, 0 \leq k \leq 9$.

RESULTS AND DISCUSSIONS

By using Table 4, the series expansions of Monomolecular growth model were given in the following tables. Since this monomolecular growth model is a nonlinear model, we have started to fit the monomolecular growth model by using second degree polynomial and then for fitting the model we have found third, fourth, fifth, sixth seventh, eighth and ninth degree polynomials respectively.

For each degree polynomial, we got the series expansion

Table 4. Average heights of samples of trees, Eucalyptus camaldulensis Dehn. according to each age class

Ages (year)	Planting Age (o)	1	2	3	4	5	6	7	8	9
Average heights of the trees (m)	0.41	3.23	7.45	11.41	14.83	18.11	18.95	19.69	21.50	23.40

While the degrees of Taylor series expansions in the neighborhood of (t-k) were increasing, these expansions did not show uniform convergence and also continuous decrease of Sum of Squared Errors (SSE) and continuous increase of coefficient of determination (R^2) were not found. However, R^2 of the series expansion having m-th degree polynomial with respect to (t-k) generally increased uniformly or

sions w.r.t. (t-k) where k is an integer, $0 \leq k \leq 9$, respectively. While k was increasing, R^2 of the series expansions generally increased uniformly or kept on the same value (Table 5-12).

Since we got the same Sum of Squared Errors (SSE) and R^2 of all series expansions for 10 and higher degrees, we did not make a table for them.

Table 5. Second degree series expansions of Monomolecular growth model with respect to (t-k) where t is time and k is integer number: $0 \leq k \leq 9$ and their the values of R^2

Series expansion of M.G.M. w.r.t.(t-k)	$y = a(1 - b \exp(-ct))$	R^2
t-0	$-0.229272729041378 + 4.52265151414627 t - 0.218409090681348 t^2$	0.992
t-1	$-0.01086636352328890 + 4.08583332987219 t - 0.218409090163881 (t-1)^2$	0.992
t-2	$0.644363620911388 + 3.64901516282561 t - 0.218409093453883 (t-2)^2$	0.992
t-3	$1.73640908901081 + 3.21219697132384 t - 0.218409089883235 (t-3)^2$	0.992
t-4	$3.26527273991154 + 2.77537878811066 t - 0.218409092757985 (t-4)^2$	0.992
t-5	$5.23095453353882 + 2.33856060811264 t - 0.218409090505056 (t-5)^2$	0.992
t-6	$7.63345457478377 + 1.90174242086438 t - 0.218409092246574 (t-6)^2$	0.992
t-7	$10.4727727007942 + 1.46492424543531 t - 0.218409090291847 (t-7)^2$	0.992
t-8	$13.7489090224325 + 1.02810607045345 t - 0.218409089669624 (t-8)^2$	0.992
t-9	$17.4618636837107 + 0.591287872286244 t - 0.218409091611633 (t-9)^2$	0.992

Table 6. Third degree series expansions of Monomolecular growth model with respect to (t-k) where t is time and k is integer number: $0 \leq k \leq 9$ and their the values of R^2

Series expansion of M.G.M. w.r.t.(t-k)	$y = a(1 - b \exp(-ct))$	R^2
t-0	$0.680675653955140 + 4.03930304476615 t - 0.243612355615930 t^2 + 0.00979492074928451 t^3$	0.981
t-1	$0.584963946591832 + 3.84007601577501 t - 0.278675898534364 (t-1)^2 + 0.0134824165120530 (t-1)^3$	0.985
t-2	$1.16594322063417 + 3.49770679765588 t - 0.297738072649563 (t-2)^2 + 0.0168963962263288 (t-2)^3$	0.988
t-3	$2.44639528844028 + 3.03058995617843 t - 0.220092625499482 (t-3)^2 + 0.0160474863319337 (t-3)^3$	0.990
t-4	$4.05447741988629 + 2.58111809971917 t - 0.228191132177259 (t-4)^2 + 0.0134492600474202 (t-4)^3$	0.991
t-5	$5.857393581688628 + 2.18639715508841 t - 0.194574411773702 (t-5)^2 + 0.0115438623548554 (t-5)^3$	0.991
t-6	$7.81113723933999 + 1.83610476659678 t - 0.167778046315177 (t-6)^2 + 0.0102207213653038 (t-6)^3$	0.991
t-7	$9.87660717922102 + 1.52160347167066 t - 0.145386300126691 (t-7)^2 + 0.00926092185340971 (t-7)^3$	0.992
t-8	$12.0145428710101 + 1.23768798475280 t - 0.125887808125803 (t-8)^2 + 0.00853620644833953 (t-8)^3$	0.992
t-9	$14.1839446628479 + 0.981364682263551 t - 0.108335472603878 (t-9)^2 + 0.0079296175854134 (t-9)^3$	0.992

Table 7. Fourth degree series expansions of Monomolecular growth model with respect to (t-k) where t is time and k is integer number: $0 \leq k \leq 9$ and their the values of R^2

Series expansion of M.G.M. w.r.t.(t-k)	$y = a(1 - b \exp(-ct))$	R^2
t-0	$-0.360744304989450 + 4.87762730457168 t - 0.360902568792858 t^2 + 0.0178024622804074 t^3 - 0.000658614728703753 t^4$	0.991
t-1	$-0.0438660693301349 + 4.23718011942472 t - 0.329511408421765 (t-1)^2 + 0.0170833376946988 (t-1)^3 - 0.000664257183512074 (t-1)^4$	0.991
t-2	$0.890733909398483 + 3.62671056678083 t - 0.291729601195510 (t-2)^2 + 0.0156443253735637 (t-2)^3 - 0.000629208302973788 (t-2)^4$	0.991
t-3	$2.26927816549750 + 3.07908820492831 t - 0.252588727915214 (t-3)^2 + 0.0138138438445744 (t-3)^3 - 0.000566599754878032 (t-3)^4$	0.991
t-4	$3.92458563383874 + 2.60640074179350 t - 0.216329159127621 (t-4)^2 + 0.0119700971377770 (t-4)^3 - 0.000496754203405687 (t-4)^4$	0.991
t-5	$5.73867075761085 + 2.20328073831089 t - 0.184587731331811 (t-5)^2 + 0.0103096653294535 (t-5)^3 - 0.000431864560167892 (t-5)^4$	0.991
t-6	$7.63416937574968 + 1.85894948599934 t - 0.157378864957577 (t-6)^2 + 0.00888247450934917 (t-6)^3 - 0.000375995627321871 (t-6)^4$	0.991
t-7	$9.55867222085055 + 1.56310018181112 t - 0.134151138918962 (t-7)^2 + 0.00767557033245839 (t-7)^3 - 0.000329373163004440 (t-7)^4$	0.991
t-8	$11.4745852571453 + 1.30732060953373 t - 0.114255413382824 (t-8)^2 + 0.00665702526326516 (t-8)^3 - 0.000290900781264948 (t-8)^4$	0.991
t-9	$13.3530729890336 + 1.08508386831010 t - 0.0971025039789758 (t-9)^2 + 0.00579303686677019 (t-9)^3 - 0.000259205026373660 (t-9)^4$	0.991

Table 8. Fifth degree series expansions of Monomolecular growth model with respect to (t-k) where t is time and k is integer number: $0 \leq k \leq 9$ and their the values of R^2

Series expansion of M.G.M. w.r.t.(t-k)	$y = a(1 - b \exp(-ct))$	R^2
t-0	$-0.398733365062543 + 5.06605109275128 t - 0.431023810813641 t^2 + 0.0244479078591920 t^3 - 0.00104002409558871 t^4 + 0.0000353944435862534 t^5$	0.990
t-1	$-0.0519088215751733 + 4.29129401652697 t - 0.362192522099715 (t-1)^2 + 0.0203797770648711 (t-1)^3 - 0.000860043943217098 (t-1)^4 + 0.0000290356693072724 (t-1)^5$	0.991
t-2	$0.924442518467425 + 3.62833242423506 t - 0.307655112677479 (t-2)^2 + 0.0169419293629748 (t-2)^3 - 0.000708934969040578 (t-2)^4 + 0.0000237323048425372 (t-2)^5$	0.991
t-3	$2.30476251761820 + 3.07162584755017 t - 0.256007762241889 (t-3)^2 + 0.0142248172099415 (t-3)^3 - 0.000592790887132543 (t-3)^4 + 0.0000197627023634046 (t-3)^5$	0.991

Table 8. Fifth degree series expansions of Monomolecular growth model with respect to (t-k) where t is time and k is integer number: $0 \leq k \leq 9$ and their the values of R^2 (continued)

Series expansion of M.G.M. w.r.t.(t-k)	$y = a(1 - b \exp(-ct))$	R^2
t-4	$3.94333421828184 + 2.60142194209407 t - 0.216525639783785 (t-4)^2 + 0.0120148015783598 (t-4)^3 - 0.000500017424419706 (t-4)^4 + 0.0000166472944620995 (t-4)^5$	0.991
t-5	$5.73254173978960 + 2.20283829673356 t - 0.183425184277512 (t-5)^2 + 0.01018222569173987 (t-5)^3 - 0.000423926339533021 (t-5)^4 + 0.0000141197412564034 (t-5)^5$	0.991
t-6	$7.59228787448331 + 1.86419135505680 t - 0.155514792387977 (t-6)^2 + 0.00864891564050795 (t-6)^3 - 0.00036075543332042 (t-6)^4 + 0.0000120379930236846 (t-6)^5$	0.991
t-7	$9.46427391817074 + 1.57581977438594 t - 0.131901861644774 (t-7)^2 + 0.00736044455004877 (t-7)^3 - 0.000308048025055050 (t-7)^4 + 0.0000103138972212963 (t-7)^5$	0.991
t-8	$11.3069711424540 + 1.32963294973438 t - 0.111868341452826 (t-8)^2 + 0.00627467694344072 (t-8)^3 - 0.00026395201280032 (t-8)^4 + 0.888325701143577 10^{-5} (t-8)^5$	0.991
t-9	$13.0912078624012 + 1.11889304425699 t - 0.0948209241970095 (t-9)^2 + 0.00535708496996129 (t-9)^3 - 0.000226993880425215 (t-9)^4 + 0.769466559543478 10^{-5} (t-9)^5$	0.991

Table 9. Sixth degree series expansions of Monomolecular growth model with respect to (t-k) where t is time and k is integer number: $0 \leq k \leq 9$ and their the values of R^2

Series expansion of M.G.M. w.r.t.(t-k)	$y = a(1 - b \exp(-ct))$	R^2
t-0	$-0.429522115482260 + 5.04575821101274 t - 0.415950307240173 t^2 + 0.0228594198476887 t^3 - 0.000942215452201562 t^4 + 0.0000310688535153583 t^5 - 0.853726940852854 10^{-6} t^6$	0.991
t-1	$-0.0564049542016347 + 4.2818009690690 t - 0.35471664774369 (t-1)^2 + 0.0195904947940020 (t-1)^3 - 0.000811466325337110 (t-1)^4 + 0.0000268896770226637 (t-1)^5 - 0.742539264833108 10^{-6} (t-1)^6$	0.991
t-2	$0.91252604051328 + 3.62802249505953 t - 0.301198922338968 (t-2)^2 + 0.0166703837405814 (t-2)^3 - 0.000691988765246638 (t-2)^4 + 0.0000229796006863249 (t-2)^5 - 0.635923194332095 10^{-6} (t-2)^6$	0.991
t-3	$2.29893582306801 + 3.07263401789004 t - 0.255309485257502 (t-3)^2 + 0.0141426829842476 (t-3)^3 - 0.000587567717444554 (t-3)^4 + 0.0000195287314559782 (t-3)^5 - 0.540889927743661 10^{-6} (t-3)^6$	0.991
t-4	$3.94000249171290 + 2.60198312158441 t - 0.216276386757099 (t-4)^2 + 0.0119845705584294 (t-4)^3 - 0.000498077715364870 (t-4)^4 + 0.0000165600534006362 (t-4)^5 - 0.458822924238559 10^{-6} (t-4)^6$	0.991
t-5	$5.7285228163803 + 2.20335108905297 t - 0.183185744072797 (t-5)^2 + 0.0101533272048586 (t-5)^3 - 0.000422071817804583 (t-5)^4 + 0.0000140363540573868 (t-5)^5 - 0.388992320961550 10^{-6} (t-5)^6$	0.991
t-6	$7.58181706814705 + 1.86560662707831 t - 0.155166918568407 (t-6)^2 + 0.00860373323741911 (t-6)^3 - 0.000357796428051299 (t-6)^4 + 0.0000119035102919737 (t-6)^5 - 0.330014374474623 10^{-6} (t-6)^6$	0.991
t-7	$9.43970405491221 + 1.57921656112010 t - 0.131446193031418 (t-7)^2 + 0.00729395494273774 (t-7)^3 - 0.000303556406692425 (t-7)^4 + 0.0000101066148905417 (t-7)^5 - 0.280408248938763 10^{-6} (t-7)^6$	0.991
t-8	$11.2595567001189 + 1.33609057445753 t - 0.111354547940796 (t-8)^2 + 0.00618712331079704 (t-8)^3 - 0.000257828440846414 (t-8)^4 + 0.859533628201506 10^{-5} (t-8)^5 - 0.238788648110308 10^{-6} (t-8)^6$	0.991
t-9	$13.0119301184415 + 1.12940133849068 t - 0.094320770723575 (t-9)^2 + 0.00525140100590662 (t-9)^3 - 0.000219282644138534 (t-9)^4 + 0.732526470041843 10^{-5} (t-9)^5 - 0.203920618607707 10^{-6} (t-9)^6$	0.991

Table 10. Seventh degree series expansions of Monomolecular growth model with respect to (t-k) where t is time and k is integer number: $0 \leq k \leq 9$ and their the values of R^2

Series expansion of M.G.M. w.r.t.(t-k)	$y = a(1 - b \exp(-ct))$	R^2
t-0	$-0.434828123120450 + 5.06217611621347 t - 0.421486259768881 t^2 + 0.0233958233370519 t^3 - 0.000973990023871748 t^4 + 0.0000324384930740797 t^5 - 0.900296552605892 10^{-6} t^6 + 10^{-7} t^7$	0.991
t-1	$-0.0573655320578679 + 4.28498718704676 t - 0.356403272656266 (t-1)^2 + 0.0197625317129037 (t-1)^3 - 0.000821873050139327 (t-1)^4 + 0.0000273436752075354 (t-1)^5 - 0.758102253675752 10^{-6} (t-1)^6 + 0.180157314312161 10^{-7} (t-1)^7$	0.991
t-2	$0.918211722789252 + 3.62827592183363 t - 0.301656184232409 (t-2)^2 + 0.0167198701616699 (t-2)^3 - 0.000695048053468011 (t-2)^4 + 0.0000231146195255585 (t-2)^5 - 0.640585967576221 10^{-6} (t-2)^6 + 0.152167288907535 10^{-7} (t-2)^7$	0.991

Table 10. Seventh degree series expansions of Monomolecular growth model with respect to (t-k) where t is time and k is integer number: $0 \leq k \leq 9$ and their the values of R^2 (continued)

Series expansion of M.G.M. w.r.t.(t-k)	$y = a(1 - b \exp(-ct))$	R^2
t-3	$2.29978449123599 + 3.07250276125247 t - 0.255412094951390 (t-3)^2 + 0.0141546579051981 (t-3)^3$ $- 0.000588326701358795 (t-3)^4 + 0.0000195626519467975 (t-3)^5 - 0.542070347291260 10^{-6} (t-3)^6$ $+ 0.128746900929205 10^{-7} (t-3)^7$	0.991
t-4	$3.94030372900206 + 2.60191113903930 t - 0.216284326063926 (t-4)^2 + 0.0119857820402478 (t-4)^3$ $- 0.000498160131610271 (t-4)^4 + 0.0000165638598060696 (t-4)^5 - 0.458957930502304 10^{-6} (t-4)^6$ $+ 0.109002741650714 10^{-7} (t-4)^7$	0.991
t-5	$5.72815540513387 + 2.20338912024644 t - 0.183158896998366 (t-5)^2 + 0.0101501761510335 (t-5)^3$ $- 0.000421871709150150 (t-5)^4 + 0.0000140274010092443 (t-5)^5 - 0.388680521444407 10^{-6} (t-5)^6$ $+ 0.923127207450638 10^{-8} (t-5)^7$	0.991
t-6	$7.57989286794269 + 1.86587022056233 t - 0.15511243519455 (t-6)^2 + 0.00859634559110287 (t-6)^3$ $- 0.000357310449479465 (t-6)^4 + 0.0000118813982945828 (t-6)^5 - 0.32923662893246 10^{-6} (t-6)^6$ $+ 0.781991348136531 10^{-8} (t-6)^7$	0.991
t-7	$9.43437496048621 + 1.57996492941454 t - 0.131362230938031 (t-7)^2 + 0.00728118934615032 (t-7)^3$ $- 0.0003026888135219226 (t-7)^4 + 0.0000100664990673188 (t-7)^5 - 0.278984626093062 10^{-6} (t-7)^6$ $+ 0.66272963110582 10^{-8} (t-7)^7$	0.991
t-8	$11.2479524265758 + 1.33769725429912 t - 0.111251118362609 (t-8)^2 + 0.00616821745834955 (t-8)^3$ $- 0.000256493421190692 (t-8)^4 + 0.853262720497008 10^{-5} (t-8)^5 - 0.236541892189077 10^{-6} (t-8)^6$ $+ 0.562065038281674 10^{-8} (t-8)^7$	0.991
t-9	$12.9905117588151 + 1.13229795488828 t - 0.0942165079072939 (t-9)^2 + 0.00522639253147285 (t-9)^3$ $- 0.000217439434179989 (t-9)^4 + 0.723710012239584 10^{-5} (t-9)^5 - 0.200728762237868 10^{-6} (t-9)^6$ $+ 0.477208139504774 10^{-8} (t-9)^7$	0.991

Table 11. Eighth degree series expansions of Monomolecular growth model with respect to (t-k) where t is time and k is integer number: $0 \leq k \leq 9$ and their the values of R^2

Series expansion of M.G.M. w.r.t.(t-k)	$y = a(1 - b \exp(-ct))$	R^2
t-0	$-0.433608228852283 + 5.05878273346574 t - 0.420376461012291 t^2 + 0.0232883914680598 t^3 - 0.000967613367070306 t^4$ $+ 0.0000321628268544778 t^5 - 0.890892535589199 10^{-6} t^6 + 0.211519123408160 10^{-7} t^7 - 0.439422214886404 10^{-9} t^8$	0.991
t-1	$-0.0570835327271100 + 4.28434713167022 t - 0.356095349204152 (t-1)^2 + 0.0197313451077891 (t-1)^3$ $- 0.000819989605240820 (t-1)^4 + 0.0000272615150778572 (t-1)^5 - 0.755284172293431 10^{-6} (t-1)^6$ $+ 0.179359336817422 10^{-7} (t-1)^7 - 0.372688204959517 10^{-9} (t-1)^8$	0.991
t-2	$0.918092664360992 + 3.62821699634121 t - 0.301582499855520 (t-2)^2 + 0.0167119743776485 (t-2)^3$ $- 0.000694561407905749 (t-2)^4 + 0.0000230931684527820 (t-2)^5 - 0.6398455475143368 10^{-6} (t-2)^6$ $+ 0.151956748165362 10^{-7} (t-2)^7 - 0.315771465900738 10^{-9} (t-2)^8$	0.991
t-3	$2.29976752480385 + 3.07251590966884 t - 0.255397423275344 (t-3)^2 + 0.0141529712095596 (t-3)^3$ $- 0.000588220286709800 (t-3)^4 + 0.0000195579062840601 (t-3)^5 - 0.5419053978784822 10^{-6} (t-3)^6$ $+ 0.128699779731700 10^{-7} (t-3)^7 - 0.267448510324584 10^{-9} (t-3)^8$	0.991
t-4	$3.94025714066446 + 2.60191851167342 t - 0.216281109727798 (t-4)^2 + 0.0119853916037267 (t-4)^3$ $- 0.000498135084735814 (t-4)^4 + 0.0000165627337578257 (t-4)^5 - 0.458918604508833 10^{-6} (t-4)^6$ $+ 0.10899472048245 10^{-7} (t-4)^7 - 0.226494377319102 10^{-9} (t-4)^8$	0.991
t-5	$5.72808264413668 + 2.20339840980785 t - 0.183155223840188 (t-5)^2 + 0.0101497262503318 (t-5)^3$ $- 0.000421842771380205 (t-5)^4 + 0.0000140260983893956 (t-5)^5 - 0.388634995026958 10^{-6} (t-5)^6$ $+ 0.922996678863383 10^{-8} (t-5)^7 - 0.191807871159936 10^{-9} (t-5)^8$	0.991
t-6	$7.57958865400335 + 1.86591267002906 t - 0.15510330790887 (t-6)^2 + 0.00859527301173300 (t-6)^3$ $- 0.000357239514632815 (t-6)^4 + 0.0000118781633245046 (t-6)^5 - 0.329122708492054 10^{-6} (t-6)^6$ $+ 0.781663106991428 10^{-8} (t-6)^7 - 0.162438673307304 10^{-9} (t-6)^8$	0.991
t-7	$9.43340041614564 + 1.58010329740721 t - 0.131348514134999 (t-7)^2 + 0.00727903135353300 (t-7)^3$ $- 0.000302540332077490 (t-7)^4 + 0.0000100596519606013 (t-7)^5 - 0.278741341343180 10^{-6} (t-7)^6$ $+ 0.662022920969791 10^{-8} (t-7)^7 - 0.137579180955098 10^{-9} (t-7)^8$	0.991
t-8	$11.245524506238 + 1.33803742398329 t - 0.111232356224621 (t-8)^2 + 0.00616456951527712 (t-8)^3$ $- 0.000256233338471745 (t-8)^4 + 0.852037094647629 10^{-5} (t-8)^5 - 0.236102249283624 10^{-6} (t-8)^6$ $+ 0.560783151011653 10^{-8} (t-8)^7 - 0.116546125878152 10^{-9} (t-8)^8$	0.991
t-9	$12.9854825929341 + 1.13298833527921 t - 0.0941966567280208 (t-9)^2 + 0.00522100696351228 (t-9)^3$ $- 0.000217037270694356 (t-9)^4 + 0.721779184738210 10^{-5} (t-9)^5 - 0.200029081738918 10^{-6} (t-9)^6$ $+ 0.475154820445459 10^{-8} (t-9)^7 - 0.987609345356764 10^{-9} (t-9)^8$	0.991

Table 12. Ninth degree series expansions of Monomolecular growth model with respect to (t-k) where t is time and k is integer number: $0 \leq k \leq 9$ and their the values of R^2

Series expansion of M.G.M. w.r.t.(t-k)	$y = a(1 - b \exp(-ct))$	R^2
t-0	$-0.433914558778196 + 5.05945588447531 t - 0.420582327983030 t^2 + 0.0233081051468270 t^3$ $- 0.000968777804111872 t^4 + 0.0000322130152692428 t^5 - 0.892600921432618 10^{-6} t^6$ $+ 0.212000308823644 10^{-7} t^7 - 0.440578915273099 10^{-8} t^8 + 0.813876301136041 10^{-11} t^9$	0.991
t-1	$-0.0571499574470016 + 4.28446268530283 t - 0.356145918363578 (t-1)^2 + 0.0197364172956297 (t-1)^3$ $- 0.000820294746301659 (t-1)^4 + 0.0000272747970710612 (t-1)^5 - 0.755739078972881 10^{-6} (t-1)^6$ $+ 0.179488009911674 10^{-7} (t-1)^7 - 0.372998476241402 10^{-8} (t-1)^8 + 0.689010992232219 10^{-11} (t-1)^9$	0.991
t-2	$0.918105241106358 + 3.62822766715208 t - 0.301593044792331 (t-2)^2 + 0.0167130939238083 (t-2)^3$ $- 0.000694630181288771 (t-2)^4 + 0.0000230961946821788 (t-2)^5 - 0.639949888883564 10^{-6} (t-2)^6$ $+ 0.151986395254758 10^{-7} (t-2)^7 - 0.315843187893670 10^{-8} (t-2)^8 + 0.583426016792124 10^{-11} (t-2)^9$	0.991
t-3	$2.29968888992291 + 3.07251464656294 t - 0.255399178727401 (t-3)^2 + 0.0141531715870146 (t-3)^3$ $- 0.000588232899679598 (t-3)^4 + 0.0000195584681292460 (t-3)^5 - 0.541924912976777 10^{-6} (t-3)^6$ $+ 0.128705352016109 10^{-7} (t-3)^7 - 0.267462038297415 10^{-8} (t-3)^8 + 0.494054854300104 10^{-11} (t-3)^9$	0.991
t-4	$3.94026043483711 + 2.60191783595405 t - 0.216281244612934 (t-4)^2 + 0.0119854096658842 (t-4)^3$ $- 0.000498136275464446 (t-4)^4 + 0.0000165627879797823 (t-4)^5 - 0.458920512275896 10^{-6} (t-4)^6$ $+ 0.108992021414677 10^{-7} (t-4)^7 - 0.226495719029905 10^{-8} (t-4)^8 + 0.418381782633787 10^{-11} (t-4)^9$	0.991
t-5	$5.72807619305896 + 2.20339915670248 t - 0.183154886929434 (t-5)^2 + 0.0101496854694080 (t-5)^3$ $- 0.000421840157482132 (t-5)^4 + 0.0000140259809233224 (t-5)^5 - 0.388630893661299 10^{-6} (t-5)^6$ $+ 0.922984927554837 10^{-7} (t-5)^7 - 0.191805011281830 10^{-8} (t-5)^8 + 0.354301318154633 10^{-11} (t-5)^9$	0.991
t-6	$7.57954821613993 + 1.86591836038502 t - 0.155102348424211 (t-6)^2 + 0.00859513792151890 (t-6)^3$ $- 0.0003572305479559905 (t-6)^4 + 0.000011877537310939 (t-6)^5 - 0.329108271260228 10^{-6} (t-6)^6$ $+ 0.781621484504528 10^{-7} (t-6)^7 - 0.162428499551898 10^{-8} (t-6)^8 + 0.300037441989715 10^{-11} (t-6)^9$	0.991
t-7	$9.43324763988232 + 1.58012515736214 t - 0.131346529575979 (t-7)^2 + 0.00727871069844188 (t-7)^3$ $- 0.000302518248498711 (t-7)^4 + 0.0000100586265305825 (t-7)^5 - 0.278704861012072 10^{-6} (t-7)^6$ $+ 0.661917120015674 10^{-7} (t-7)^7 - 0.137553212440026 10^{-8} (t-7)^8 + 0.254088692515500 10^{-11} (t-7)^9$	0.991
t-8	$11.2450867370620 + 1.33809928927531 t - 0.111229311596016 (t-8)^2 + 0.00616394705399585 (t-8)^3$ $- 0.000256188607611311 (t-8)^4 + 0.851825651257341 10^{-5} (t-8)^5 - 0.236026283820578 10^{-6} (t-8)^6$ $+ 0.560561457335014 10^{-7} (t-8)^7 - 0.116491476952360 10^{-8} (t-8)^8 + 0.225185273819447 10^{-11} (t-8)^9$	0.991
t-9	$12.9844573832616 + 1.13313065903825 t - 0.0941932390184142 (t-9)^2 + 0.00521997247537813 (t-9)^3$ $- 0.000216959143732002 (t-9)^4 + 0.721402578591395 10^{-5} (t-9)^5 - 0.199892351253455 10^{-6} (t-9)^6$ $+ 0.474753169633848 10^{-7} (t-9)^7 - 0.986614792067005 10^{-8} (t-9)^8 + 0.182253068693670 10^{-11} (t-9)^9$	0.991

The highest value of R^2 (0.992) was found at the second degree expansions of monomolecular growth model. The values of R^2 of third, fourth, ... and ninth degree expansions of monomolecular growth model were generally found as 0.991. Furthermore, the values of R^2 of tenth and higher degree expansions in the neighborhood of (t-k), where t is time and k is integer number, $0 \leq k \leq 9$ are the same with those of third, fourth,... and ninth degree expansions of monomolecular growth model: $R^2=0.991$.

For all degree series expansions, the values of R^2 are generally increasing or keeping the same level w.r.t. (t-k) while k is increasing where t is time and k is the value of age. Even so the best approaches according to R^2 were found at the second degree expansions of Monomolecular growth model.

The research for the second degree series expansions of monomolecular growth model in the neighborhood of (t-k), where t is time and k is integer number, $0 \leq k \leq 9$ was done and for each one the same R^2 was found (0.992). Moreover, the research for the third, fourth, ... and ninth degree series expansions of monomolecular growth model in the neighborhood of (t-k) was done and for each one the same R^2 was

generally found (0.991).

Since the number of data points is 10 and the only ninth degree polynomial for monomolecular model is unique, for all series expansions of ninth degree polynomial are actually the same function. For that reason, R^2 is the same for all series expansions of ninth degree polynomial.

Here the following question comes to mind. I wonder if it can be directly fitted (n-1)th degree polynomial instead of using the series expansions of Monomolecular growth model. I wonder how it results. After this, this investigation will be done.

For each degree of polynomial approximations, we got the approach equations. While the degree of polynomial was increasing, R^2 of the polynomial approximations generally increased uniformly (Table 13).

For ninth degree polynomial, SSE was found as zero, but actually since the degree of freedom is zero, values for the items of ninth degree polynomial are not available. We can see that in the plot in Fig. 3.

Table 13. Polynomial approximations and their values of R²

Polynomial Degree	Polynomial Approximations	R ²
1	$2.391636363637 + 2.556969696970 t$	0.9475
2	$-0.2292727272729 + 4.522651515151 t - 0.2184090909091 t^2$	0.9918
3	$-0.269902097902094 + 4.59697746697747 t - 0.240174825174825 t^2 + 0.00161227661227660 t^3$	0.9918
4	$0.404405594405547 + 1.78736208236217 t + 1.33633158508155 t^2 - 0.279349261849256 t^3 + 0.0156089743589741 t^4$	0.9988
5	$0.427328671328617 + 1.55532960372979 t + 1.55123543123531 t^2 - 0.346844988344958 t^3 + 0.0242051282051249 t^4 - 0.000382051282051152 t^5$	0.9989
6	$0.379328671328654 + 2.97852960372992 t - 0.399697902098311 t^2 + 0.586155011655198 t^3 - 0.176128205128243 t^4 + 0.0194179487179522 t^5 - 0.00073333333333456 t^6$	0.9992
7	$0.410025915261181 - 0.709987883685088 t + 6.36290493624040 t^2 - 3.86973469708383 t^3 + 1.22379402337848 t^4 - 0.207414787581678 t^5 + 0.0175571078431354 t^6 - 0.000580648926237101 t^7$	0.9998
8	$0.411627313865612 - 1.98339717437018 t + 9.21625186286223 t^2 - 6.26102315856714 t^3 + 2.22612775732909 t^4 - 0.439277287576093 t^5 + 0.0476133578424037 t^6 - 0.00262529178332981 t^7 + 0.0000567956349192339 t^8$	0.9998
9	$0.409999999958488 + 16.8924801581856 t - 39.2281795615017 t^2 + 42.2230666864486 t^3 - 23.0818489570843 t^4 + 7.22164814776001 t^5 - 1.34619791659509 t^6 + 0.147586970891698 t^7 - 0.00877356150747743 t^8 + 0.000218033509688805 t^9$	1

As it was seen in Table 13, as the degree of the polynomial approximation increases, a better approach is provided. Even significantly better results than series expansions of monomolecular growth model were found.

Since degree of freedom of SSE is n-2 where n is the number of data points, (n-2)th degree polynomial has better approximation especially when n is large. It shows that it can be directly used (n-2)th degree polynomial approximation instead of using series expansions of any model. For example, in the following figure (Fig. 4), it can be seen that how ninth degree polynomial deviates from the data points while eighth degree polynomial is perfect fitting the data set.

Fig. 5 showing Monomolecular growth model and its

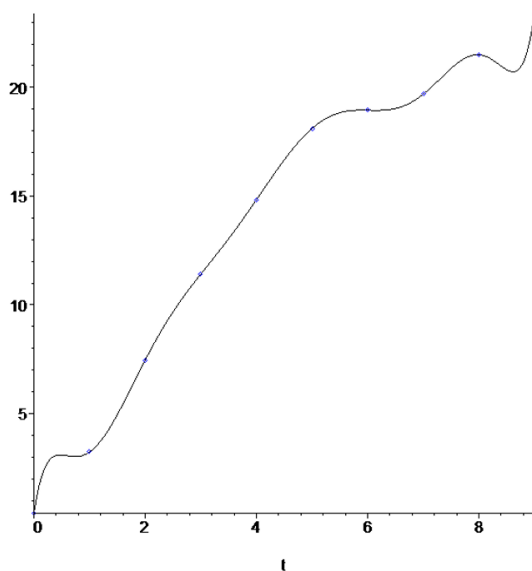


Figure 3. Ninth degree polynomial approximation

ninth degree series expansion w.r.t. (t-0) with eighth and ninth degree polynomial approximations is presented below. In this Fig. 5, the graphics of monomolecular growth model and its ninth degree series expansion overlap. It also seems that eighth degree polynomial shows better approach.

But as the number of data points increases, it can be met with some approach problems. For example, if we add the points (10,25) and (11,27), it can be seen that the graphics of tenth and eleventh degree polynomial approximations exclusively deviate from the data endpoints. This situation is presented in the following figure (Fig. 6).

In addition to the points (10,25) and (11,27) if we also add the points (12,28), (13,31), (14,34), (15,36), (16,39), (17,42),

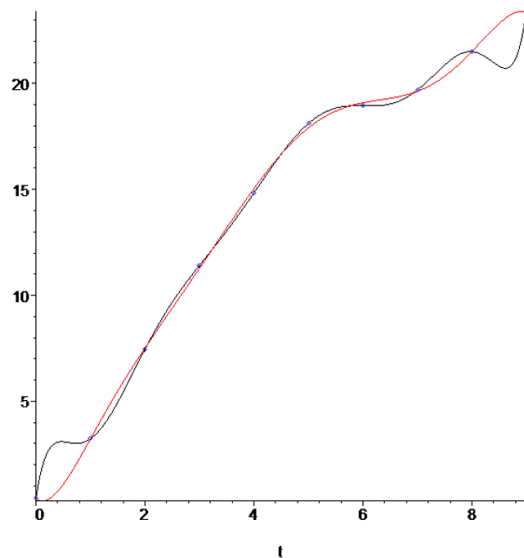


Figure 4. Eighth degree (red) and ninth degree (black) polynomial approximation

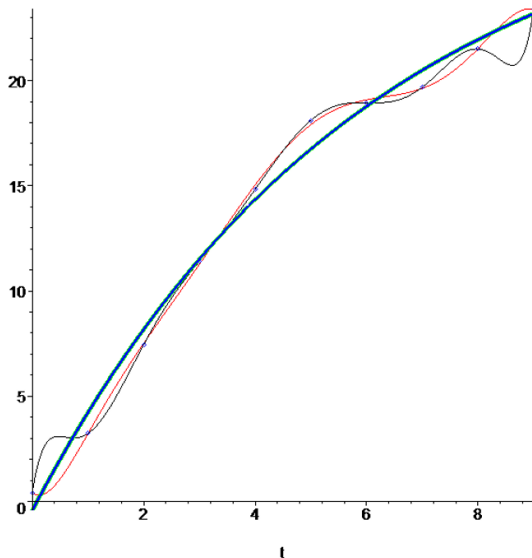


Figure 5. Monomolecular growth model (blue) and its ninth degree series expansion w.r.t. (t-0) (green) with eighth degree (red) and ninth degree (black) polynomial approximations

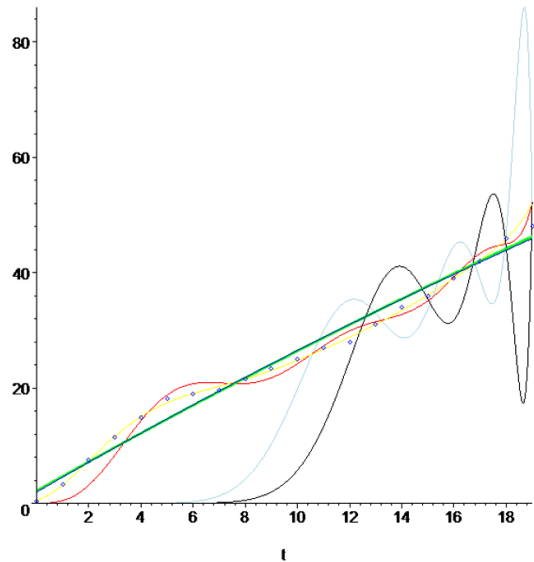


Figure 7. Monomolecular growth model (blue) and its nineteenth degree series expansion w.r.t. (t-0) (green) with ninth degree (yellow), tenth degree (red), eighteenth degree (light blue) and nineteenth degree (black) polynomial approximations

(18,46) and (19,52), it can be seen that although the graphic of tenth degree polynomial approximation exclusively deviates from the data endpoints, the graphics of eighteenth and nineteenth degree polynomial approximations have huge irreparable deviations from the data points. This situation is also presented in the following figure (Fig. 7).

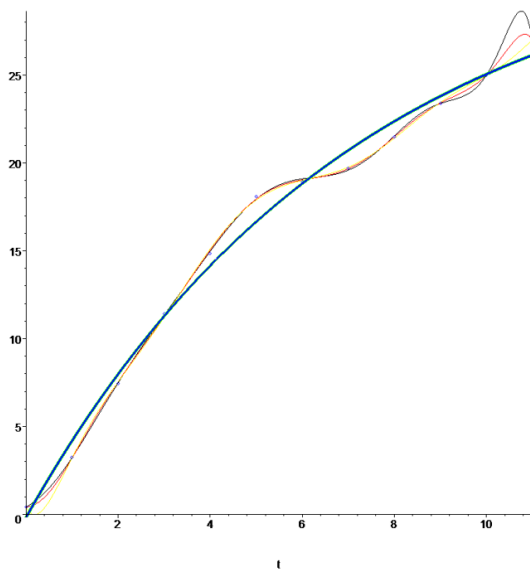


Figure 6. Monomolecular growth model (blue) and its eleventh degree series expansion w.r.t.(t-0) (green) with ninth degree (yellow), tenth degree (red) and eleventh degree (black) polynomial approximations

CONCLUSION

It can be said that if there are too many data points especially much more than 10, polynomial approximation

can be much more problematic. However, high degree series expansions of Monomolecular growth model have not any problem. For that reason, polynomial approximation should be used especially when the number of data points is 10 or fewer. Nevertheless, if researcher decides to do polynomial approximation of any model, he can do (n-1)th degree polynomial approximation where n is the number of data points. Although R^2 of (n-1)th degree polynomial is closer or equal to one, in order to see whether there is any deviation particularly at endpoints or not he must draw the graph of the polynomial function. If there is any deviation for (n-1)th degree polynomial approximation, (n-2)th degree series expansion and its R^2 should be used.

References

1. Fitzpatrick P. Advanced Calculus (Just the facts 101), Cram 101 Publishing, 2014.
2. Brody B. Bioenergetics and Growth, Reinhold Publishing Corporation, New York 1945.
3. Fabens AJ. Properties and fitting of the Von Bertalanffy growth curve. *Growth Development and Aging*, 29 (1965):265-289.
4. Bethard GL. A micro-computer Simulation to Evaluate Management Strategies For Rearing Dairy Replacements, Faculty of the Virginia Polytechnic Institute and State University (Ph.D. Thesis), 1997.
5. Yıldızbakan A. Analysis on Mathematical Models of Tree Growth and Comparison of These Models, University of Çukurova, Institute of Natural and Applied Sciences, Master of Science Thesis, Adana, 50p (in Turkish), 2005.
6. Gülbaba AG. Okaliptüste (Eucalyptus camaldulensis Dehn.) Genetic Improvement Works: Six-month results of Clone Trial, *DOA Journal* (in Turkish), Tarsus, 8(2002), 17-32.