

Synthesis and Characterization of the Poly(ethylene glycol) Grafted Unsaturated Microbial Polyesters

Ebru Kılıçay¹, Baki Hazer^{1*}, Burak Çoban¹, Carmen Scholz²

¹Zonguldak Karaelmas University, Department of Chemistry, Zonguldak, Turkey

²University of Alabama in Huntsville, Department of Chemistry, 301 Sparkman Drive, Huntsville, Alabama, USA

Article Info

Article history:

Received
September 8, 2009

Received in revised form
November 21, 2009

Accepted
November 25, 2009

Available online
April 15, 2010

Key Words

Poly(3-hydroxy-10-undecenoate),
Graft copolymer,
Poly(ethylene glycol),
Bromination

Abstract

Pseudomonas oleovorans was grown with either 10-undecenoic acid alone or the equimolar mixture of octanoic acid and 10-undecenoic acid to obtain unsaturated poly(3-hydroxy alkanoates) (PHA)s; poly(3-hydroxy-10-undecenoate) (PHU) and poly(3-hydroxy-octanoate-co-3-hydroxy-10-undecenoate) (PHOU), respectively. The addition of bromine to olefinic double bond, by reacting the unsaturated PHA with bromine in homogeneous solution in dark, was readily carried out. The brominated PHA was reacted with polyethylene glycol (PEG) in the presence of a base to obtain PHA-g-PEG graft copolymers. The polymers were characterized by ¹H NMR and FTIR spectroscopy, gel permeation chromatography (GPC), differential scanning calorimetry (DSC) and thermogravimetric analysis (TGA).

INTRODUCTION

Polyhydroxyalkanoates (PHAs) are naturally occurring polyesters that are produced by a wide variety of microorganisms [1-3]. PHA is suitable for a broad range of applications in medicine, pharmacy, and industry due to its biocompatibility and biodegradability [4-6]. *A. Eutrophus (Wautersia eutropha)* produces PHAs with short chain alkyl substituents whether grown on short or long chain carbon sources [1]. *Pseudomonas oleovorans*

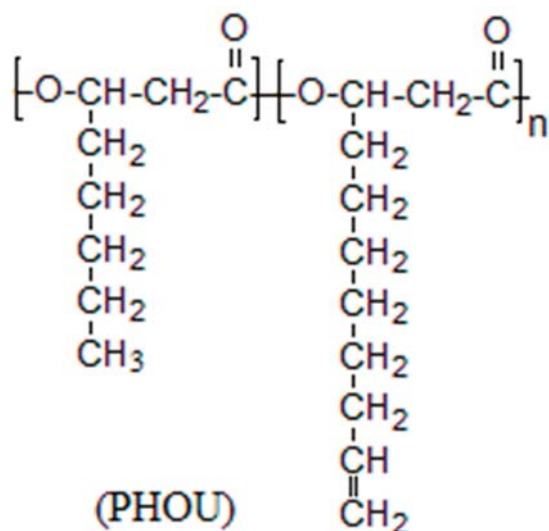
produces PHAs when grown on carbon sources with at least six carbons, and the PHAs so produced contain relatively long pendant alkyl groups (side chains). In addition to producing PHAs with long alkyl groups, *P. oleovorans* can also utilize many functionalized organic substrates to produce PHAs with terminal functional groups in the side chain. In this manner, the production of PHAs with various functional groups including phenyl, chloride, fluoride, bromide, cyano, aryl, alkyl, ester, branched alkyl, and vinyl groups has been achieved [7-13]. The presence of functional groups in PHAs provides sites for chemical modifications and can affect the physical properties of polymers such as their hydrophobicity and solubility [14-21]. A particularly useful type of functional PHAs is the one containing

* Correspondence to: Baki Hazer

Zonguldak Karaelmas University, Department of Chemistry,
67100 Zonguldak, Turkey

Tel: +90372 257 2070 Fax: +90372 257 4181
E-mail: bkhazer@karaelmas.edu.tr

unsaturated groups in the side chain. Unsaturated PHAs can be produced from fatty acid-containing substrates obtained from unsaturated natural oils [22-24]. When *P. oleovorans* is grown on 10-undecenoic acid, PHU containing unsaturated side chains is also obtained [25-27]. An unsaturated copolyester, poly(3-hydroxyoctanoate-co-3-hydroxy-10-undecenoate) PHOU, as shown in the following structure, can be obtained from the equimolar mixture of sodium octanoate and 10-undecenoic acid [28]:



Structure of PHOU.

PHOUs containing unsaturated units have potential for a wide range of applications including biodegradable elastomers, hydrogels and adhesives. To achieve specific physical properties, the unsaturated units can be converted into other functional groups, such as epoxy, carboxylic acid and hydroxyl groups [29-33]. PHAs must be chemically modified to produce a water-soluble PHA (amphiphilic polymer) to be used in medically relevant applications requiring water solubility. Recently, diethanol amine modified PHOU resulting in a water soluble polymer at a pH below its pK_a due to protonation of the nitrogen atom has been reported [34]. Amphiphilic block copolymers have attracted special attention in both fundamental and applied research because of their unique chain

architecture and physical properties [35]. Poly (ethylene glycol) (PEG) is a neutral, nontoxic, water soluble and biocompatible polyether with extraordinary biological properties. PEG is widely used in biomedical applications [36,37]. In this manner, PEG grafting reactions on the hydrophobic PHAs by different methods to obtain new biomaterials were reported [38-40]. In this work, we report the synthesis of a new type of amphiphilic PH(O)U comb-type copolymers with pendant PEG units. For this purpose, PHOU and PHU were quantitatively brominated by bromine addition to the unsaturated side chains as reported previously [41]. Then, the reaction between hydroxyl end groups of PEG and bromide groups of the brominated PHOU and PHU resulted in PHOU-g-PEG and PHU-g-PEG graft copolymers. These novel amphiphilic copolymers were thermally and spectroscopically characterized.

EXPERIMENTAL

Materials

PHU (M_n : 36,000 Da, M_w : 69,000 Da) and PHOU (M_n : 64,000 Da, M_w : 201,000 Da) were obtained as described in our recent work [41]. For this purpose, *P. oleovorans* was grown on 10-undecenoic acid (UA) alone and the equimolar mixture of octanoic acid (OA) and 10-undecenoic acid (UA), respectively. Three different type of PEGs (The numbers indicate the number average molecular weights, M_n , of the PEGs): PEG2000 and methoxyPEG2000 (mPEG2000), bromine, dichloromethane, carbon tetrachloride and toluene were supplied by Sigma-Aldrich (Germany). Chloroform and concentrated HCl were obtained from Riedel-Haen. Tetrahydrofuran (THF), methanol and sodium hydride were supplied by Merck, Fluka and Aldrich, respectively. They were used without further purification.

Addition Reaction of Bromine to the Double Bonds of PHU and PHOU

Brominated-PHU (PHU-Br) and brominated-PHOU (PHOU-Br) were synthesized by the addition reaction of bromine to the double bonds. The same procedure described in our recent work was applied with a slight modification [41]. For example, stock solution of bromine (1 mL) in freshly distilled CCl₄ (10 mL) was prepared. 2 mL of this bromine solution was added into 10 mL of CCl₄ solution containing 0.5 g of PHU at 5°C with continuous stirring and the mixture was left for 2 h in dark. PHU-Br was precipitated in 50 mL of methanol and dried under vacuum overnight. The same procedure was also applied to the synthesis of PHOU-Br starting with 0.5 g of PHOU.

Synthesis of PHU-g-PEG and PHOU-g-PEG

Halogenated PHA was reacted with hydroxyl end groups of PEGs (mol ratio of PHA-Br to PEG is in the range of 1:1-1:0.2). As an example, the solution of 0.5 g of PHU-Br in THF (10 mL) was added drop wise to the solution containing 0.1 g of NaH and 0.2 g of mPEG-2000 in THF (10 mL) and stirred for 24 hours at room temperature. This solution was poured into 150 mL of petroleum ether which contains 0.02 mL of concentrated HCl. The precipitated graft copolymer was dried under vacuum overnight. Vacuum dried polymer was dissolved in 10 mL of THF, precipitated in methanol for further purification and dried under vacuum overnight at room temperature. Consequently, the PHU-g-mPEG-2000 graft copolymer was obtained. All other copolymers, PHOU-g-mPEG2000, PHU-g-PEG2000, and PHOU-g-PEG2000, were synthesized by using the same procedure.

Polymer Characterization

¹H-NMR spectra were recorded in CDCl₃ with a tetramethylsilane internal standard using a Varian XL 200 device. FT-IR spectra were obtained using a Perkin Elmer Pyris 1 Spectrometer. The molecular

weight of the polymeric samples were determined by gel permeation chromatography (GPC) with SEC measurements in tetrahydrofuran (THF), an Agilent 1100 Series GPC Setup (gel permeation chromatography) was used as an integrated instrument, including a Zorbax PSM 60 S column (5x10²-10⁴ MW Range), Zorbax PSM 1000 S (10⁴-10⁶ MW Range), a UV (254 nm) and RI detector. The eluent was used at 40°C and at a flow rate of 1 mL/min. A calibration curve was generated with four polystyrene green standards provided by EasyCal Agilent Technologies Polymer Standards Service (M.W's: 696500, 50400, 2960 and 162 g/mol).

Differential Scanning Calorimeter (DSC) and Thermo-gravimetric Analysis (TGA) were performed with a Dupont 2910 to determine the glass transition temperatures (T_g), the melting temperature (T_m) and the decomposition temperature (T_d).

RESULTS AND DISCUSSION

Synthesis of PH(O)U-g-PEG2000 and PH(O)U-g-mPEG2000

Several different approaches have been taken to prepare PEG-g-PHA cross linked amphiphilic graft copolymers via free radical mechanism [38-40]. We describe grafting of PEG chains onto brominated-PHA using a Williamson-ether-synthesis-like reaction. While this reaction was widely used for making macromolecules (i.e. convergent synthesis of Frechet-type dendrimers relies on this reaction) [42] it has not been used for grafting PEG chains onto brominated PHAs.

For this purpose, double bonds of the PH(O)U samples were first quantitatively brominated. Then the brominated PHA was reacted with PEG. The amount of brominated PHA added was in equimolar ratio to PEG. In equimolar amounts of the starting materials gave PHOU-g-PEG partially cross-linked

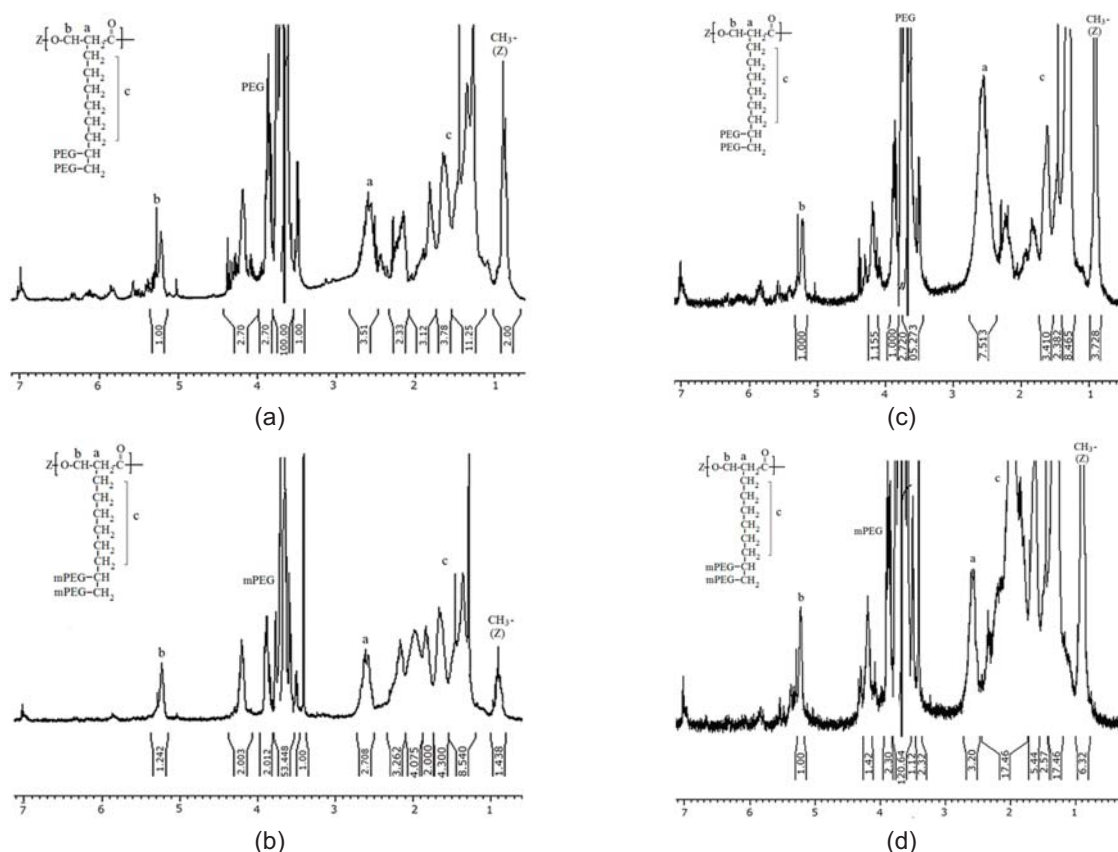


Figure 1. ¹H NMR spectra of (a) PHU-g-PEG2000(Z: saturated repeating units: ca. heptanoate, nonanoate); (b) PHU-g-mPEG2000. (Z: saturated repeating units: ca. heptanoate, nonanoate); (c) PHOU-g-PEG2000. (Z: saturated repeating units: ca. octanoate, heptanoate, nonanoate); (d) PHOU-g-mPEG2000. (Z: saturated repeating units: ca. octanoate, heptanoate, nonanoate).

93°C were observed (Figure 3a). Presumably, the low crystallinity led to a weak T_m signal. T_g 's of the PHAs in copolymers were observed at -16°C. T_m 's of the PHAs were observed at 48°C and 51°C. Additionally, T_m 's of the PEG2000 segments were observed at higher temperatures (ca. from 85°C to 93°C). DSC of PHOU-g-vPEG360 was measured but was not shown because vPEG360 did not affect on the DSC thermogram of PHOU-g-vPEG360. Table 2 contains data from the thermal characterization of the different graft copolymers of PH(O)U-g-PEG.

Figure 4 shows TGA thermograms of PH(O)U-graft copolymer samples with different PEG moieties. The thermal decomposition patterns of the polymers with PEG and mPEG followed different patterns indicating some characteristic weight loss steps. The first weight loss step is probably due to the release of low molecular weight decomposition -

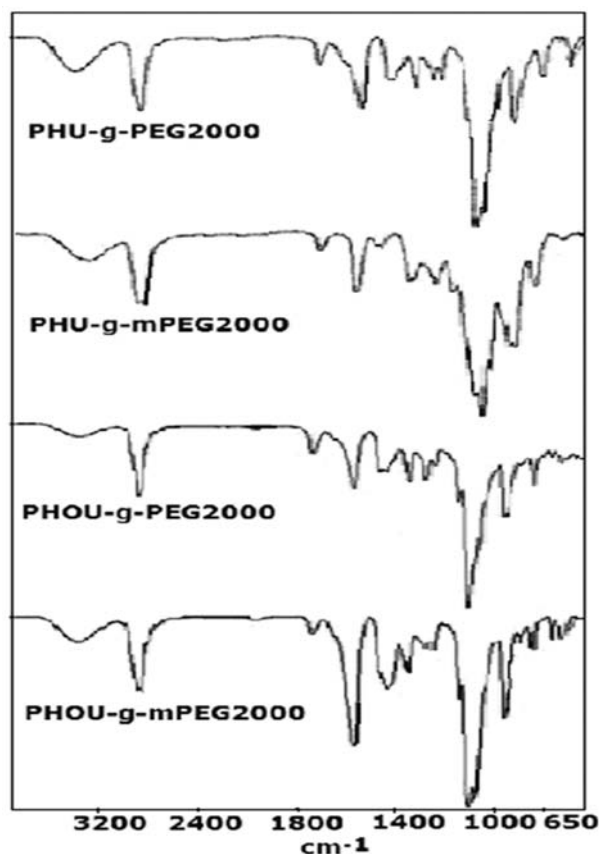


Figure 2. FTIR spectra of copolymers.

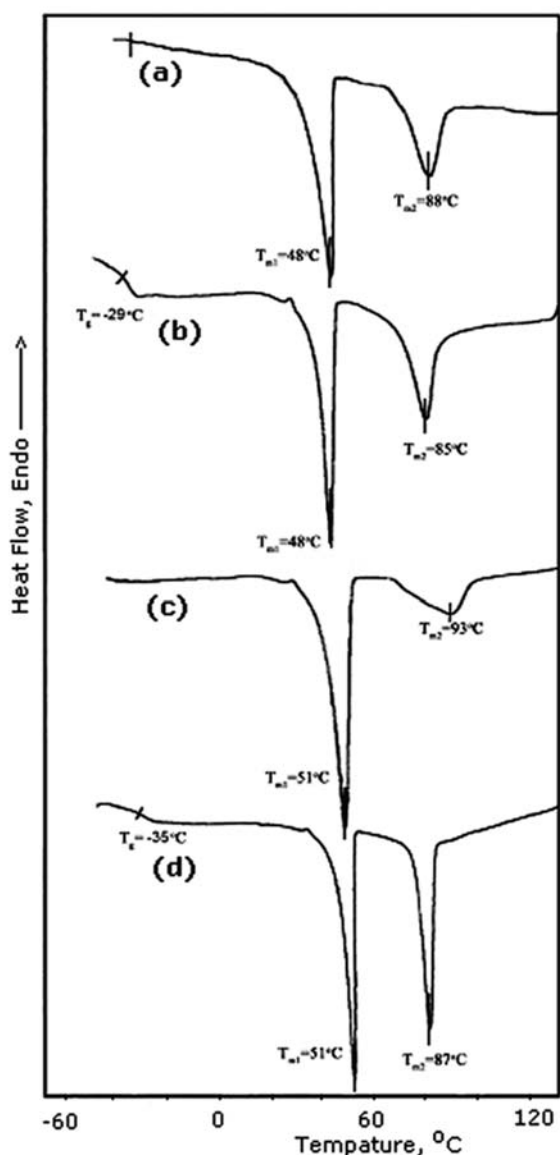


Figure 3. DSC thermograms of the PHA-graft copolymers: (a) PHU-g-PEG2000, (b) PHU-g-mPEG2000, (c) PHOU-g-PEG2000, (d) PHOU-g-mPEG-2000.

products from the polyester linkage ($T_d = 200\text{-}250^\circ\text{C}$) and the second step is due to the decomposition of grafted PEG residue ($T_d = 380\text{-}420^\circ\text{C}$). Figure 4 also shows TGA thermograms of PHU-Br and PHOU-Br samples. Decomposition temperature of the PHU-Br sample containing 18 mol% of Br ($T_d = 380^\circ\text{C}$) was higher than that of the PHU-Br with 11 mol% of Br. As bromide content increases, higher decomposition temperature has been observed.

CONCLUSIONS

Chemical modification of the hydrophobic PHAs has been very attractive for medical applications. For many medical applications, PHAs with hydrophilic character are required. In this work, hydrophilic PEG blocks were simply introduced into the PHA copolymers. This process yields comb-type graft copolymers with a wide structural range, thus controlling the hydrophilic/hydrophobic balance.

ACKNOWLEDGEMENT

This work was financially supported by grants from Zonguldak Karaelmas University Scientific Research Projects Commission grant# 2008-70-01-01 and TÜBİTAK grant# 108T423. The Authors gratefully acknowledge Dr. Ferhat Matur for his technical assistance.

Table 2. Thermal analysis results of the amphiphilic graft copolymers.

Run No	T_{g1} ($^\circ\text{C}$)	T_{m1} ($^\circ\text{C}$)	T_{m2} ($^\circ\text{C}$)	T_{d1} ($^\circ\text{C}$)	T_{d2} ($^\circ\text{C}$)	T_{d3} ($^\circ\text{C}$)	T_{d4} ($^\circ\text{C}$)
PHU-g-PEG2000	-34	48	88	250	330		
PHU-g-mPEG2000	-29	48	85	250	420		
PHOU-g-PEG2000	-	51	93	270	420		
PHOU-g-mPEG2000	-35	51	87	240	420		
PHU-Br				220	380		
PHOU-Br				100-200	280		

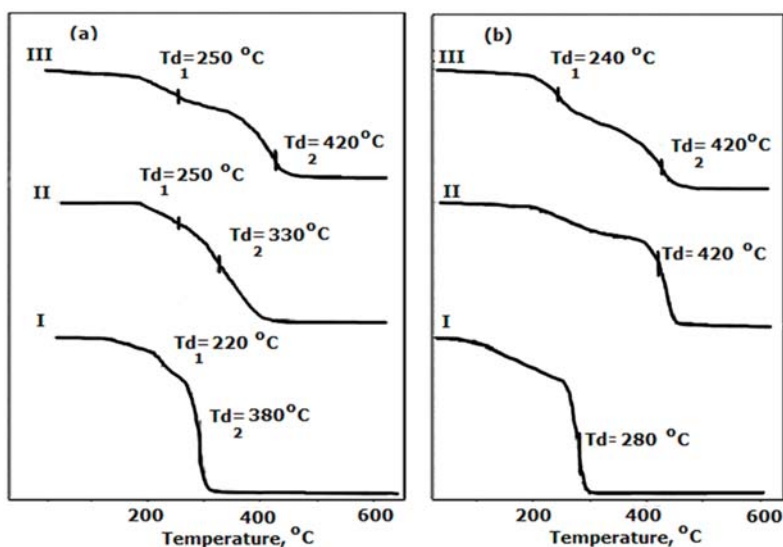


Figure 4. The TGA thermograms of (a): (I) PHU-Br, (II) PHU-g-PEG2000, (III) PHU-g-mPEG2000; and (b): (I) PHOU-Br, (II) PHOU-g-PEG2000, (III) PHOU-g-mPEG2000.

REFERENCES

- Sudesh, K, Abe, H, Doi, Y., Synthesis, structure and properties of polyhydroxyalkanoates: Biological polyesters. *Prog. Polym. Sci.*, 25, 1503, 2000.
- Steinbüchel A., Valentin H.E., Diversity of bacterial polyhydroxyalkanoic acids. *FEMS Microbiol. Lett.*, 128, 219, 1995.
- Lenz R.W., Marchessault R.H., Bacterial polyesters: biosynthesis, biodegradable plastics and biotechnology. *Biomacromolecules*, 6, 1, 2005.
- Steinbüchel A., Fächtenbusch B., Gorenflo V., Hein S., Jossek R., Langenbach S., Rehm B.H.A., Biosynthesis of polyesters in bacteria and recombinant organisms. *Polym. Degradation Stab.*, 59, 177, 1998.
- Williams S.F., Martin D.P., Horowitz D.M., Peoples O.P., PHA applications: addressing the price performance issue: I. Tissue engineering. *Int. J. Biol. Macromol.*, 25, 111, 1999.
- Zinn, M., Witholt, B., Egli, T., Occurrence, synthesis and medical application of bacterial polyhydroxyalkanoate. *Adv. Drug Del. Rev.*, 53, 5, 2001.
- Fritzsche, K., Lenz, R., Fuller, R., An unusual bacterial polyester with a phenyl pendant group. *Macromol. Chem. Phys.*, 191, 1957, 1990.
- Kim, Y., Lenz, R., Fuller, R., Poly(β -hydroxyalkanoate) copolymers containing brominated repeating units produced by *Pseudomonas oleovorans*. *Macromolecules* 25, 1852, 1992.
- Hazer, B., Lenz, R., Fuller, R., Production of some new biopolyesters containing aromatic substituents by either *Pseudomonas oleovorans* or *Pseudomonas putida*. *Polymer*, 37, 5951, 1996.
- Curley, J.M., Hazer, B., Lenz, R.W., Fuller, R.C., Production of poly(3-hydroxyalkanoates) containing aromatic substituents by *Pseudomonas oleovorans*. *Macromolecules*, 29, 1762, 1996.
- Scholz, C., Fuller, R., Lenz, R., Production of poly(β -hydroxyalkanoates) with β -substituents containing terminal ester groups by *Pseudomonas oleovorans*. *Macromol. Chem. Phys.*, 195, 1405, 1994.
- Shah, D., Tran, M., Berger, P., Aggarwal, P., Asrar, J., Madden, L., Anderson, A., Synthesis and properties of hydroxy-terminated poly(hydroxyalkanoate)s. *Macromolecules*, 33, 2875, 2000.
- Hazer, B., Lenz, R., Fuller, R., Biosynthesis of methyl branched poly(β -hydroxy alkanooate)s with *Pseudomonas oleovorans*. *Macromolecules*, 27, 45, 1994.
- Hazer, B., Steinbüchel, A., Increased diversification of polyhydroxyalkanoates by modification reactions for industrial and medical applications. *Appl. Microbiol. Biotechnol.*, 74, 1, 2007.
- Arkin, A.H., Hazer, B., Borcakli, M., Chlorination of poly-3-hydroxy alkanooates containing unsaturated side chains. *Macromolecules*, 33, 3219, 2000.
- Kim, H.W., Chung, C.W., Kim, S.S., Kim, Y.B., Rhee, Y.H., Preparation and cell compatibility of acrylamid-grafted poly(3-hydroxyoctanoate). *Int. J. Biol. Macromol.*, 30, 129, 2002.

17. Hazer, B., Poly(β -hydroxynonanoate) and polystyrene or poly (methylmethacrylate) graft copolymers : micro-structure characteristics and mechanical and thermal behavior. *Macromol. Chem. Phys.*, 197, 431, 1996.
18. Eroğlu, M.S., Çaykara, T., Hazer, B., Gamma rays induced grafting of methyl methacrylate onto poly(β -hydroxynonanoate), *Polym. Bull.*, 41, 53, 1998.
19. Kim, H.W., Chung, M.G., Kim, Y.B., Rhee, Y.H., Graft copolymerization of glycerol1,3-diglycerolate diacrylate onto poly(3-hydroxyoctanoate) to improve physical properties and biocompatibility. *Int. J. Biol. Macromol.*, 43, 307, 2008.
20. Bear, M., Leboucher-Durand, M., Langlois, V., Lenz, R., Goodwin, S., Guerin, P., Bacterial poly-3-hydroxyalkanoates with epoxy groups in the side chains. *React. Funct. Polym.*, 34, 65, 1997.
21. Nguyen, S., Graft copolymers containing poly(3-hydroxyalkanoates)-A review on their synthesis, properties, and applications. *Canadian J. Chem.*, 86, 570, 2008.
22. (a) Hazer, B., Torul, O., Borcakli, M., Lenz, R.W., Fuller, R.C., Goodwin, S., Bacterial production of polyesters from free fatty acids obtained from natural oils by *Pseudomonas oleovorans*. *J. Environ. Polym. Degradation*, 6, 109, 1998.
(b) Hazer, D.B., Hazer, B., Kaymaz, F., Synthesis of microbial elastomers based on soybean oily acids. *Biocompatibility studies. Biomed. Mater.*, 4, 035011, 2009.
23. Ashby, R.D., Foglia, T.A., Poly(hydroxyalkanoate) biosynthesis from triglyceride substrates. *Appl. Microbiol. Biotechnol.*, 49, 431, 1998.
24. Eggink, G., van der Wal, H., Huijberts, G.N.M., de Waard, P., Oleic acid as substrate for poly-3-hydroxyalkanoate formation in *Alcaligenes eutrophus* and *Pseudomonas putida*. *Ind. Crop. Product.*, 1, 157, 1993.
25. Gagnon, K.D., Lenz, R.W., Farris, R.J., Fuller, R.C., Chemical modification of bacterial elastomers: 1. Peroxide crosslinking. *Polymer*, 35, 4358, 1994.
26. Dufresne, A., Reche, L., Marchessault, R.H., Lacroix, M., Gamma-ray crosslinking of poly(hydroxyoctanoate-co-undecenoate). *Int. J. Biol. Macromol.*, 29, 73, 2001.
27. Hany, R., Böhlen, C., Geiger, T., Hartmann, R., Kawada, J., Schmid, M., Zinn, M., Marchessault, R.H., Chemical synthesis of crystalline comb polymers from olefinic medium-chain-length poly[3-hydroxyalkanoates. *Macromolecules*, 37, 385, 2004.
28. Park, W.H., Lenz, R.W., Goodwin, S., Epoxidation of bacterial polyesters with unsaturated side chains. I. Production and epoxidation of polyesters from 10-undecenoic acid. *Macromolecules*, 31, 1480, 1998.
29. Eroğlu, M.S., Hazer, B., Öztürk, T., Çaykara, T., Hydroxylation of pendant vinyl groups of poly(3-hydroxyundec-10-enoate) in high yield. *J. Appl. Polym. Sci.*, 97, 2132, 2005.
30. Lee, M.Y., Park, W.H., Lenz, R.W., Hydrophilic bacterial polyesters modified with pendant hydroxyl groups. *Polymer*, 41, 1703, 2000.
31. König, G.J.M., van Bilsen, H.M.M., Lemstra, P.J., Hazenberg, W., Witholt, B., Preusting, H., van der Galien, J.G., Schirmer, A., Jendrossek, D., A biodegradable rubber by crosslinking poly(hydroxyalkanoate) from *Pseudomonas oleovorans*. *Polymer*, 35, 2090, 1994.
32. Kurth, N., Renard, E., Brachet, F., Robic, D., Guerin, Ph., Bourbouze, R., Poly(3-hydroxyoctanoate) containing pendant carboxylic groups for the preparation of nanoparticles aimed at drug transport and release. *Polymer*, 43, 1095, 2002.
33. Stigers, D.J., Tew, G.N., Poly(3-hydroxyalkanoate)s functionalized with carboxylic acid groups in the side chain. *Biomacromolecules*, 4, 193, 2003.
34. Sparks, J., Scholz, C., Synthesis and characterization of a cationic poly(β -hydroxyalkanoate). *Biomacromolecules*, 9, 2091, 2008.
35. Förster, S., Antonietti, M., Amphiphilic block copolymers in structure-controlled nanomaterial hybrids. *Adv. Mater.*, 10, 195, 1999.
36. Kukula, H., Schlaad, H., Antonietti, M., Förster, S., The formation of polymer vesicles or "Peptosomes" by polybutadiene-block-poly(L-glutamate)s in dilute aqueous solution, *JACS*, 124, 1658, 2002.
37. Harris, J.M., Introduction to Biotechnical and Biomedical Applications of Poly(ethylene glycol). In *poly(ethylene glycol) chemistry: Biotechnical and Biomedical Applications*, Harris, J.M. Ed; Plenum Press: New York, pp. 1-14, 1992.
38. Kim, H.W., Chung, C.W., Rhee, Y.H., UV-induced graft copolymerization of monoacrylate-poly(ethylene glycol) onto poly(3-hydroxyoctanoate) to reduce protein adsorption and platelet adhesion, *Int. J. Biol. Macromol.*, 35, 47, 2005.
39. Chung, C.W., Kim, H.W., Kim, Y.B., Rhee, Y.H., Poly(ethylene glycol)-grafted poly(3-hydroxyundecenoate) networks for enhanced blood compatibility, *Int. J. Biol. Macromol.*, 32, 17, 2003.

40. Hazer, B., Lenz, R.W., Çakmaklı, B., Borcaklı, M., Koçer, H., Preparation of poly(ethylene glycol) grafted poly(3-hydroxyalkanoate)s. *Macromol. Chem. Phys.*, 200, 1903, 1999.
41. Erduranlı, H., Hazer, B., Borcaklı, M., Post polymerization of saturated and unsaturated poly(3-hydroxy alkanate)s. *Macromol. Symp.*, 269, 161, 2008.
42. (a) Grayson, S.M., Frechet, J.M.J., Convergent dendrons and dendrimers: from synthesis to applications, *Chem. Rev.*, 101, 3819, 2001; (b) Hawker, C.J.; Frechet, J.M.J., Preparation of polymers with controlled molecular architecture. A new convergent approach to dendritic macromolecules, *JACS*, 112, 7638, 1990.
43. Macit, H., Hazer, B., Arslan, H., Noda, I., The Synthesis of PHA-g-(PTHF-b-PMMA) multiblock/graft copolymers by combination of cationic and radical polymerization. *J. Appl. Polym. Sci.*, 111, 2308, 2009.