


## Direction Curves of Spherical Indicatrices of a New Framed Curve

İlkay Arslan Güven<sup>1\*</sup> , Fatma Çolak<sup>2</sup> 

<sup>1,2</sup>Gaziantep Üniversitesi, Fen Edebiyat Fakültesi, Matematik Bölümü, Gaziantep

Geliş / Received: 01/07/2021, Kabul / Accepted: 14/02/2022

### Abstract

In this study, direction curves of spherical indicatrix curves for a curve in three - dimensional Euclidean space were investigated. Mentioned curve was given with a new alternative frame, which is  $\{N, C, W\}$  frame. It is a new aspect that researching relations between direction curves and the main curve via that new alternative frame. The harmonic curvatures and geodesic curvatures of the spherical images of principal normal indicatrix of direction curves were obtained. The general helix, slant helix and C-slant helix characterizations of direction curves were given. Finally, these curves with their figures were exemplified.

**Keywords:** Direction curve, spherical indicatrix curve, alternative frame, helix

## Yeni Çatılı Bir Eğrinin Küresel Göstergelerinin Yönlü Eğrileri

### Öz

Bu çalışmada, 3 boyutlu Öklid uzayında bir eğrinin küresel gösterge eğrilerinin yönlü eğrileri araştırıldı. Adı geçen eğri yeni bir alternatif çatı olan  $\{N, C, W\}$  çatısı ile verildi. Bu yeni alternatif çatı aracılığıyla esas eğri ve yönlü eğriler arasındaki ilişkinin araştırılması yeni bir bakış açıdır. Yönlü eğrilerin harmonik eğrilikleri ve asli normal gösterge eğrisinin küresel resminin geodezik eğrilikleri bulundu. Genel helis, slant helis ve C-slant helis olma karakterizasyonları verildi. En sonda bu eğriler şekilleri ile birlikte örneklendirildi.

**Anahtar Kelimeler:** Yönlü eğri, küresel gösterge eğrisi, alternatif çatı, helis.

## 1. Introduction

Curve theory is the major research area of differential geometry and has been studied for long years. Curves exist in wide scope. For example, helix curves can be seen in a great deal of nature, like animal horns, seedpods, plant sprouts. Besides, the DNA molecule, which is the most significant genetic material, comprises of two helical chains. The shapes of these chains are a double helix. Also, helices exist in bacterial flagella of Salmonella and Escherichia coli. The most conversant helix example is a screw. It is a helix structure which transfers rotation to motion throughout axis direction. Helices are used in computer graphics and the industry of production of an artificial helix with different materials.

Also, elliptic curves are used in cryptography. The most important part of curves is that they play a role for surfaces. Creating surface notion, which is used in nature, physics, industry, engineering benefits from curves.

\*Corresponding Author: iarслан@gantep.edu.tr

The associated curve is one of the most attractive subjects to curve theory. When there is a mathematical relation among two or more curves, then they are called associated curves. Adjoint curves, Bertrand curve mates, involute-evolute curve mates, Mannheim curve mates are some examples of these curves.

In recent times, Choi and Kim (2012) proposed an item for the agenda, which is the new type of associated curve. They defined that curve as the integral curve of a declared curve's any Frenet vector and they called it direction curve. They gave curvature and torsion relations of associated curves. They described general and slant helices in the sense of associated curves and they gave a canonic way to construct these helices. Qian ve Kim (2015) investigated direction curves in Minkowski space. Macit and Dldl (2014) were inspired by these direction curves and identified W-direction curves with the help of the Darboux vector of a Frenet curve. Also, they defined V-direction curve of a curve which lies on a surface with the Darboux frame. Krpınar et al (2013) gave direction curves once more again by utilizing Bishop frame of a curve. Theory of direction curves was studied by Kızıltuğ and nder (2015) in three-dimensional compact Lie groups.

Spherical indicatrix curves are also in the category of associated curves and they have been studied popularly for a long time. Kula and Yaylı (2005) investigated spherical indicatrix curves of slant helices. They obtained that these spherical indicatrices are spherical helices. Şahiner (2019) related direction curves and spherical indicatrices and studied the direction curve of tangent indicatrix. These curves are also in the class of associated curves. Certain connections among curvatures of these curves were given. Methods of acquiring slant helix and general helix out of the circle, spherical helix and spherical slant helix were obtained. Similar cases were investigated for principal normal indicatrix curves in Şahiner (2018).

On the other hand, while studying in curve theory, frames of curves are so important to examine their specifications. There are several adapted curve frame examples. The most known and applied one is Frenet frame that is a moving frame. Despite it is popular, it is not defined when the curve has vanished second derivative and the frame rotates along the tangent of the curve. This case causes an unenviable inflection in surface modeling and motion design. Because of these reasons, some frames except Frenet frame have been using in researches. For example, Bishop frame Bishop (1975), Flc-like frame Dede (2019).

One of the other new defined attractive frame is  $\{N, C, W\}$  which is an alternative moving frame (Uzunođlu et al. 2016). This frame is the rotated case of Frenet frame by taking principal normal vector  $N$  as constant. It has an advantage in regard to the Frenet frame that, the expression of characterization of slant helix is more short with the new curvatures. Also, Yılmaz (2016) indicated general form of all frames as orthonormal frame  $\{N_1, N_2, N_3\}$ . The  $\{N, C, W\}$  frame and Frenet frame are equal to this general frame with some special options but they do not overlap. While authors were defining  $\{N, C, W\}$  frame, they also defined new curvatures  $f$  and  $g$  by using curvature and torsion of the curve. They gave the C-slant helix notion on the strength of this new frame. This type of helix is the case that the tangent indicatrix and the binormal indicatrix are spherical slant helix. Certain characterizations of C-slant helix were established and the fact that C-constant precession curve is C-slant helix was shown. They also

gave Frenet apparatus of tangent, principal normal and binormal indicatrix curves in the sense of  $\{N, C, W\}$  frame apparatus.

In the present study, we aim to study combining spherical indicatrix curves (primarily tangent indicatrix), direction curves and  $\{N, C, W\}$  frame. The characterizations of direction curves of spherical indicatrix curves are investigated.

## 2. Preliminaries

Curve is an object, which is similar to line but has not to be straight. It is given with definition topologically that a curve is a continuous function from an interval to topological space. In differential geometry, the differentiable function  $\alpha: I \rightarrow X$  is called curve for an interval  $I$  and differentiable manifold  $X$  (Struik 1988).

The adapted frame of a space curve is the  $\{v_1, v_2, v_3\}$  vector collection in three-dimensional Euclidean space. Here,  $v_i$  constitute orthonormal base of three-dimensional Euclidean space such that the tangent of  $\alpha$  is  $v_1$  and the vectors  $v_2, v_3$  are selected from plane arbitrarily to be orthogonal to  $v_1$  (Do Carmo 1976).

For a regular curve  $\alpha$  and  $\alpha' \times \alpha'' \neq 0$ , three orthogonal vector fields are called Frenet vectors which are given by

$$T = \frac{\alpha'}{\|\alpha'\|}, \quad N = B \times T, \quad B = \frac{\alpha' \times \alpha''}{\|\alpha' \times \alpha''\|}. \quad (1)$$

Here,  $T$  is tangent vector,  $N$  is principal normal vector and  $B$  is binormal vector. The curvature and torsion of the curve is calculated in order of

$$\kappa = \frac{\|\alpha' \times \alpha''\|}{\|\alpha'\|^3}, \quad \tau = \frac{\det(\alpha', \alpha'', \alpha''')}{\|\alpha' \times \alpha''\|^2} \quad (2)$$

and Frenet formulas hold as (Struik 1988)

$$\begin{aligned} T' &= \kappa N, \\ N' &= -\kappa T + \tau B, \\ B' &= -\tau N \end{aligned} \quad (3)$$

Alternative  $\{N, C, W\}$  frame, which is one of the new curve frames along a curve, is defined as

$$C = \frac{N'}{\|N'\|}, \quad W = \frac{\tau T + \kappa B}{\sqrt{\kappa^2 + \tau^2}}$$

where  $N$  is the unit principal normal vector,  $W$  is the unit Darboux vector and  $C$  is the derivative of principal normal vector. Here,  $f$  and  $g$  are new curvatures in regard to this new frame and given by

$$f = \kappa\sqrt{1 + H^2}, \quad g = \sigma f \quad (4)$$

where  $H = \frac{\tau}{\kappa}$  is harmonic curvature of a curve and  $\sigma = \frac{\kappa^2}{(\kappa^2 + \tau^2)^{3/2}} \left( \frac{\tau}{\kappa} \right)'$  is geodesic

curvature of spherical image of principal normal indicatrix curve. Also the relation between  $H$  and  $\sigma$  is constructed as (Uzunoğlu *et al.* 2016)

$$\sigma = \frac{H'}{\kappa(1 + H^2)^{\frac{3}{2}}} \quad (5)$$

Besides, a curve is said to be general helix when  $H = \frac{\tau}{\kappa}$  is constant and vice versa (Gray 2006). Also it is slant helix if and only if  $\sigma$  is constant (Izumiya 2004).

For a unit speed curve  $\alpha$ , it is given the name C-slant helix if the vector field  $C$  forms a constant angle  $\theta \neq \frac{\pi}{2}$  with a fixed direction  $u$ , namely,  $\langle C, u \rangle = \cos \theta = \text{constant}$  and  $\alpha$  is C-slant helix if and only if

$$\frac{(f^2 + g^2)^{\frac{3}{2}}}{f^2 \left( \frac{g}{f} \right)'} = \tan \theta = \text{constant} \quad (6)$$

where the constant angle between fixed direction  $u$  and the vector  $C$  is  $\theta$  (Uzunoğlu *et al.* 2016).

The curves, which are formed on the surface of unit sphere by translating each vector of Frenet frame of a curve to the center of unit sphere and collecting terminal points of these vectors on the surface of sphere are called indicatrix curves. Tangent vector, principal normal vector and binormal vector generate tangent indicatrix curve, principal normal indicatrix curve and binormal indicatrix curve and equations of these curves are indicated respectively as (Struik 1988)

$$\begin{aligned} \alpha_T &= T, \\ \alpha_N &= N, \\ \alpha_B &= B \end{aligned} \quad (7)$$

If  $\{T_T, N_T, B_T, \kappa_T, \tau_T\}$  is Frenet apparatus of tangent indicatrix curve of  $\alpha$ , then the relations between Frenet apparatus of curve  $\alpha$  and tangent indicatrix are given in Uzunoğlu et al. (2016) as

$$\begin{aligned} T_T &= N, \\ N_T &= \frac{\kappa}{f}(-T + HB), \\ B_T &= \frac{\kappa}{f}(HT + B) \end{aligned} \quad (8)$$

and

$$\kappa_T = \frac{f}{\kappa}, \quad \tau_T = \frac{g}{\kappa}. \quad (9)$$

An integral curve is the parametric curve, which gives a special solution to a differential equation or equation system. In the event  $X$  is a vector field and  $\alpha(t)$  is a parametric curve, if  $\alpha(t)$  is a solution of differential equation  $\alpha'(t) = X(\alpha(t))$ , then  $\alpha(t)$  is called integral curve (Struik 1988).

If the tangent vector fields of a curve  $\alpha$  in three dimensional Euclidean space are normal to a curve  $\beta$ , then  $\alpha$  is called evolute of  $\beta$  (Struik 1988).

### 3. Main Theorem and Proof

#### 3.1. Direction Curves

In this section, direction curves of spherical indicatrix curves are investigated by the help of  $\{N, C, W\}$  frame apparatus. The results are given in terms of new curvatures  $f$  and  $g$ .

Let  $\delta$  be a regular curve with Frenet frame  $\{T, N, B\}$ . If  $\delta_T$  is tangent indicatrix curve of  $\delta$  and Frenet apparatus of  $\delta_T$  is  $\{T_T, N_T, B_T, \kappa_T, \tau_T\}$ , then the integral curves

$$\begin{aligned} \varphi_1 &= \int T_T, \\ \varphi_2 &= \int N_T, \\ \varphi_3 &= \int B_T \end{aligned} \quad (10)$$

are called direction curves of tangent indicatrix curve  $\delta_T$ . The curves  $\varphi_1$ ,  $\varphi_2$  and  $\varphi_3$  are special cases of direction curves given in Şahiner (2019) but we now investigate these curves and apparatus of them in terms of  $\{N, C, W\}$  curvatures.

**Remark 1:** Let the arc length parameters of  $\varphi_1$  and  $\delta_T$  are  $s_1$  and  $s_T$ , respectively. Then by differentiating first equation in (10) with respect to  $s_1$  and taking norm, we get  $s_1 = s_T$ . Thus

arc length parameters of direction curves  $\varphi_1$ ,  $\varphi_2$  and  $\varphi_3$  are same with arc length parameter of tangent indicatrix curve  $\delta_T$ .

**Proposition 3.1:** Let  $\delta$  be an arc length parametrised curve,  $\delta_T$  be tangent indicatrix of  $\delta$  and  $\varphi_1$  be  $T_T$ -direction curve of  $\delta_T$ . Frenet vector fields, curvature and torsion of  $\varphi_1$  are given as

$$\begin{aligned} T_{\varphi_1} &= N, \\ N_{\varphi_1} &= \frac{\kappa}{f}(-T + HB), \\ B_{\varphi_1} &= \frac{\kappa}{f}(HT + B), \\ \kappa_{\varphi_1} &= \frac{f}{\kappa} \quad \text{and} \quad \tau_{\varphi_1} = \frac{g}{\kappa}. \end{aligned} \tag{11}$$

**Proof:** By differentiating first equation in (10), using equations (1), (2), (3), (4) and making appropriate calculations, the results are obtained easily.

**Corollary 3.1:** Let  $\delta$  be an  $s$  arc length parametrised curve,  $\delta_T$  be tangent indicatrix of  $\delta$  and  $\varphi_1$  be  $T_T$ -direction curve of  $\delta_T$ . Tangent indicatrix curve of  $\delta$  and  $T_T$ -direction curve of  $\delta_T$  coincide.

**Proof:** Taking notice of equations (8), (9) and (11), Frenet apparatus of  $\delta_T$  and  $\varphi_1$  are equal.

Beside this, taking derivative of first equations of (7) and (10), using Frenet formulas and

$$\frac{ds}{ds_T} = \frac{1}{\kappa}, \text{ we have the result.}$$

**Theorem 3.1:** Let  $\delta$  be an arc length parametrised curve,  $\delta_T$  be tangent indicatrix of  $\delta$  and  $\varphi_1$  be  $T_T$ -direction curve of  $\delta_T$ . The curve  $\delta$  is slant helix if and only if  $T_T$ -direction curve of  $\delta_T$  is general helix.

**Proof:** By the equations (4) and (11), the harmonic curvature of  $\varphi_1$  is found as  $H_{\varphi_1} = \sigma$  in which  $\sigma$  is the geodesic curvature of spherical image of principal normal indicatrix curve of  $\delta$ .

**Theorem 3.2:** Let  $\delta$  be an arc length parametrised curve,  $\delta_T$  be tangent indicatrix of  $\delta$  and  $\varphi_1$  be  $T_T$ -direction curve of  $\delta_T$ . The curve  $\delta$  is C-slant helix if and only if  $T_T$ -direction curve of  $\delta_T$  is slant helix.

**Proof:** The geodesic curvature of spherical image of principal normal indicatrix curve of  $\varphi_1$  is computed by

$$\sigma_{\varphi_1} = \frac{\kappa_{\varphi_1}^2}{\left(\kappa_{\varphi_1}^2 + \tau_{\varphi_1}^2\right)^{3/2}} \frac{d}{ds_1} \left( \frac{\tau_{\varphi_1}}{\kappa_{\varphi_1}} \right). \quad (12)$$

Inserting curvature and torsion in equation (11) to equation (12) and considering equation (6),  $s_1 = s_T$  and  $\frac{ds}{ds_T} = \frac{1}{\kappa}$ , we get  $\sigma_{\varphi_1} = \frac{1}{\tan \theta}$ , where  $\theta$  is the angle with the vector field  $C$  and fixed direction  $u$ .

When the curve  $\delta$  is C-slant helix, then  $\theta$  is constant. Thus  $\sigma_{\varphi_1}$  is constant and vice versa.

**Theorem 3.3:** Let  $\delta$  be an arc length parametrised curve,  $\delta_T$  be tangent indicatrix of  $\delta$  and  $\varphi_1$  be  $T_T$ -direction curve of  $\delta_T$ . The curve  $\delta$  is general helix if and only if  $T_T$ -direction curve of  $\delta_T$  is planar.

**Proof:** Taking into account equations (4) and (5), the torsion of  $\varphi_1$  in equation (11) is calculated

$$\text{as } \tau_{\varphi_1} = \frac{H'}{\kappa(1+H^2)}.$$

Hence the result is apparent.

**Proposition 3.2:** Let  $\delta$  be an arc length parametrised curve,  $\delta_T$  be tangent indicatrix of  $\delta$  and  $\varphi_2$  be  $N_T$ -direction curve of  $\delta_T$ . Frenet vector fields, curvature and torsion of  $\varphi_2$  are given as

$$\begin{aligned} T_{\varphi_2} &= \frac{\kappa}{f}(-T + HB), \\ N_{\varphi_2} &= \frac{\sigma H}{\sqrt{H^2 + 1}\sqrt{\sigma^2 + 1}}T - \frac{1}{\sqrt{\sigma^2 + 1}}N \\ &\quad + \frac{\sigma}{\sqrt{H^2 + 1}\sqrt{\sigma^2 + 1}}B, \\ B_{\varphi_2} &= \frac{H}{\sqrt{H^2 + 1}\sqrt{\sigma^2 + 1}}T + \frac{\sigma}{\sqrt{\sigma^2 + 1}}N \\ &\quad + \frac{1}{\sqrt{H^2 + 1}\sqrt{\sigma^2 + 1}}B, \\ \kappa_{\varphi_2} &= \frac{\sqrt{f^2 + g^2}}{\kappa} \quad \text{and} \quad \tau_{\varphi_2} = \frac{\sigma'}{\kappa(\sigma^2 + 1)}. \end{aligned} \quad (13)$$

**Proof:** By differentiating second equation in (10), using equations (1), (2), (3), (4) and making appropriate calculations, the results are obtained easily.

**Theorem 3.4:** Let  $\delta$  be an arc length parametrised curve,  $\delta_T$  be tangent indicatrix of  $\delta$  and  $\varphi_2$  be  $N_T$ -direction curve of  $\delta_T$ . The curve  $\delta$  is slant helix if and only if  $N_T$ -direction curve of  $\delta_T$  is planar.

**Proof:** The torsion of  $\varphi_2$  in equation (13) is obtained as  $\tau_{\varphi_2} = \frac{\sigma'}{\kappa(\sigma^2 + 1)}$ .

When the curve  $\delta$  is slant helix, then  $\sigma = \text{constant}$ . Thus the proof is completed.

**Corollary 3.2:** If the curve  $\delta$  is general helix, then  $N_T$ -direction curve of  $\delta_T$  is also planar.

**Proof:** Considering the equation (5) and  $\tau_{\varphi_2}$  the result is obvious.

**Theorem 3.5:** Let  $\delta$  be an arc length parametrised curve,  $\delta_T$  be tangent indicatrix of  $\delta$  and  $\varphi_2$  be  $N_T$ -direction curve of  $\delta_T$ . If the curve  $\delta$  is slant helix, then there does not exist general helix and slant helix  $N_T$ -direction curve.

**Proof:** By using curvature and torsion of  $\varphi_2$  in equation (13), harmonic curvature and geodesic curvature of spherical image of principal normal indicatrix curve of  $\varphi_2$  are obtained respectively as

$$H_{\varphi_2} = \frac{\sigma'}{f(\sigma^2 + 1)^{\frac{3}{2}}}$$

and

$$\sigma_{\varphi_2} = \frac{f^2(\sigma^2 + 1)^4}{\left(f^2(\sigma^2 + 1)^3 + (\sigma')^2\right)^{\frac{3}{2}}} \left( \frac{\sigma'}{f(\sigma^2 + 1)^{\frac{3}{2}}} \right)'$$

In here, if the curve  $\delta$  is slant helix, then  $H_{\varphi_2} = 0$  and  $\sigma_{\varphi_2} = 0$ . Thus the result is obvious.

**Proposition 3.3:** Let  $\delta$  be an arc length parametrised curve,  $\delta_T$  be tangent indicatrix of  $\delta$  and  $\varphi_3$  be  $B_T$ -direction curve of  $\delta_T$ . Frenet vector fields, curvature and torsion of  $\varphi_3$  are given as



$$\begin{aligned}
 T_{\varphi_3} &= \frac{\kappa}{f}(HT + B), \\
 N_{\varphi_3} &= \frac{\kappa}{f}(T - HB), \\
 B_{\varphi_3} &= N, \\
 \kappa_{\varphi_3} &= \frac{g}{\kappa} \quad \text{and} \quad \tau_{\varphi_3} = -\frac{f}{\kappa}.
 \end{aligned} \tag{14}$$

**Proof:** By differentiating third equation in (10), using equations (1), (2), (3), (4) and making appropriate calculations, the results are obtained easily.

**Theorem 3.6:** Let  $\delta$  be an arc length parametrised curve,  $\delta_T$  be tangent indicatrix of  $\delta$  and  $\varphi_3$  be  $B_T$ -direction curve of  $\delta_T$ . There does not exist planar  $B_T$ -direction curve of  $\delta_T$ .

**Proof:** Since the curvature  $\kappa \neq 0$  and so the curvature  $f \neq 0$ , the torsion of  $\varphi_3$  in equation (14) is not equal to zero.

**Theorem 3.7:** Let  $\delta$  be an arc length parametrised curve,  $\delta_T$  be tangent indicatrix of  $\delta$  and  $\varphi_3$  be  $B_T$ -direction curve of  $\delta_T$ . The curve  $\delta$  is slant helix if and only if  $B_T$ -direction curve of  $\delta_T$  is general helix.

**Proof:** By the equations (4) and (14), the harmonic curvature of  $\varphi_3$  is found as

$$H_{\varphi_3} = -\frac{1}{\sigma}.$$

If the curve  $\delta$  is slant helix, then  $\sigma = \text{constant}$  and thus  $H_{\varphi_3} = \text{constant}$  and also vice versa.

**Theorem 3.8:** Let  $\delta$  be an arc length parametrised curve,  $\delta_T$  be tangent indicatrix of  $\delta$  and  $\varphi_3$  be  $B_T$ -direction curve of  $\delta_T$ . The curve  $\delta$  is general helix if and only if  $B_T$ -direction curve of  $\delta_T$  is line.

**Proof:** Considering the curvature of  $\varphi_3$  in equation (14), equations (4) and (5), we have

$$\kappa_{\varphi_3} = \frac{H'}{\kappa(1 + H^2)}.$$

Therefore, the curve  $\delta$  is general helix ( $H = \text{constant}$ ) if and only if  $\kappa_{\varphi_3} = 0$  which means  $\varphi_3$  is line.

**Theorem 3.9:** Let  $\delta$  be an arc length parametrised curve,  $\delta_T$  be tangent indicatrix of  $\delta$  and  $\varphi_3$  be  $B_T$ -direction curve of  $\delta_T$ . The curve  $\delta$  is C-slant helix if and only if  $B_T$ -direction curve of  $\delta_T$  is slant helix.

**Proof:** The geodesic curvature of spherical image of principal normal indicatrix curve of  $\varphi_3$  is computed by

$$\sigma_{\varphi_3} = \frac{\kappa_{\varphi_3}^2}{\left(\kappa_{\varphi_3}^2 + \tau_{\varphi_3}^2\right)^{3/2}} \frac{d}{ds_3} \left( \frac{\tau_{\varphi_3}}{\kappa_{\varphi_3}} \right). \quad (15)$$

Inserting curvature and torsion in equation (14) to equation (15) and considering equation (6),

$$s_3 = s_T \text{ and } \frac{ds}{ds_T} = \frac{1}{\kappa}, \text{ we get } \sigma_{\varphi_3} = \frac{1}{\tan \theta},$$

where  $\theta$  is the angle with the vector field  $C$  and fixed direction  $u$ . Thus the proof is completed.

Now, by comparing Frenet vector fields of  $\delta_T$ ,  $\varphi_1$ ,  $\varphi_2$  and  $\varphi_3$  in equations (8), (11), (13), (14), following corollaries are given simply.

**Corollary 3.3:** The tangent indicatrix curve  $\delta_T$  is evolute of  $N_T$ -direction curve of  $\delta_T$  ( $\varphi_2$ ) and  $B_T$ -direction curve of  $\delta_T$  ( $\varphi_3$ ).

**Corollary 3.4:**  $T_T$ -direction curve of  $\delta_T$  ( $\varphi_1$ ) is evolute of  $N_T$ -direction curve of  $\delta_T$  ( $\varphi_2$ ) and  $B_T$ -direction curve of  $\delta_T$  ( $\varphi_3$ ).

**Example 1:** Consider the curve

$$\delta(s) = \left( \cos\left(\frac{s}{\sqrt{5}}\right), \sin\left(\frac{s}{\sqrt{5}}\right), \frac{2}{\sqrt{5}}s \right)$$

which is an arc length parametrised general helix. The tangent indicatrix of  $\delta$  is

$$\delta_T(s) = \frac{1}{\sqrt{5}} \left( -\sin\left(\frac{s}{\sqrt{5}}\right), \cos\left(\frac{s}{\sqrt{5}}\right), 2 \right).$$

Then  $T_T$ -direction curve of  $\delta_T$ ,  $N_T$ -direction curve of  $\delta_T$  and  $B_T$ -direction curve of  $\delta_T$  are computed respectively as

$$\varphi_1(s) = \left( -\frac{\sqrt{5}}{5} \sin\left(\frac{s}{\sqrt{5}}\right) + c_1, \frac{\sqrt{5}}{5} \cos\left(\frac{s}{\sqrt{5}}\right) + c_2, \frac{c_3}{5} \right)$$

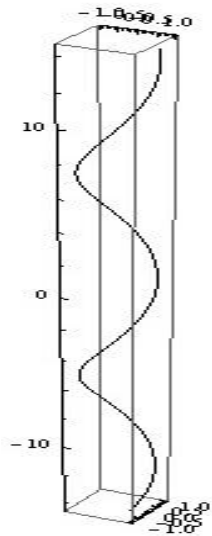
$$\varphi_2(s) = \left( -\frac{\sqrt{5}}{5} \cos\left(\frac{s}{\sqrt{5}}\right) + c_4, -\frac{\sqrt{5}}{5} \sin\left(\frac{s}{\sqrt{5}}\right) + c_5, \frac{c_6}{5} \right)$$

$$\varphi_3(s) = \left( c_7, c_8, \frac{s}{5} + c_8 \right).$$

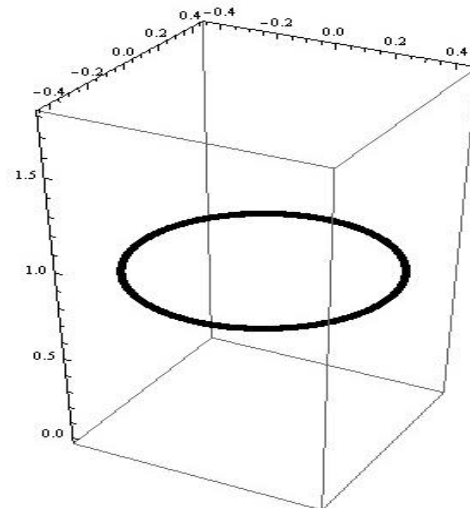
where  $c_i \in R, 1 \leq i \leq 9$ .

It is easy to see that the curve  $\varphi_1$  and  $\varphi_2$  are planar and the curve  $\varphi_3$  is line. Therefore this example confirms Corollary 3.2, Theorem 3.3 and Theorem 3.8.

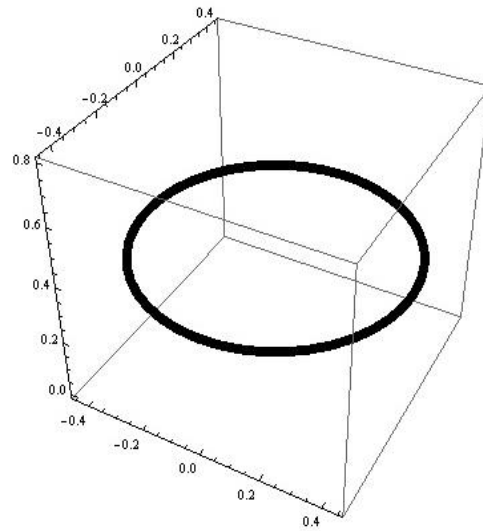
The figures are drawn with Mathematica programme and the intervals for curves are given as:  $-\pi \leq s \leq \pi$  for Figure 1, 2, 3 and 4. For Figure 5, the interval is  $-1 \leq s \leq 1$ .



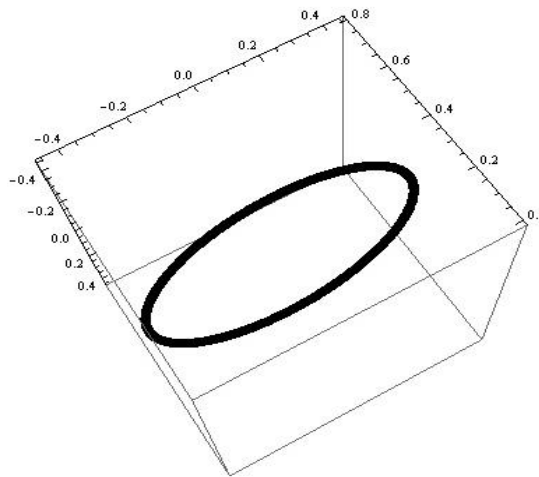
**Figure 1.** The curve  $\delta$ .



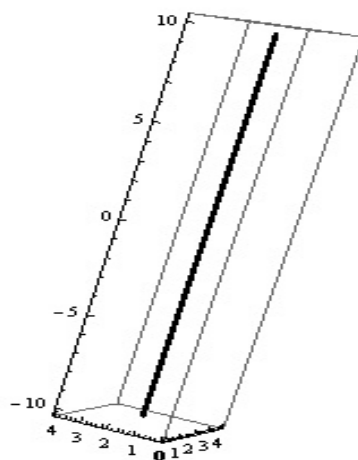
**Figure 2.** The curve  $\delta_T$ .



**Figure 3.** The curve  $\varphi_1$  .



**Figure 4.** The curve  $\varphi_2$  .



**Figure 5.** The curve  $\varphi_3$  .

**Example 2:** Consider arc length parametrised slant helix

$$\beta(s) = \left( -\frac{8}{6} \left( \frac{\cos(4s)}{16} + \frac{\cos(2s)}{4} \right), -\frac{8}{6} \left( \frac{\sin(4s)}{16} + \frac{\sin(2s)}{4} \right), \frac{\sqrt{8}}{3} \cos s \right).$$

The tangent indicatrix of  $\beta$  is

$$\beta_T(s) = \left( \frac{8}{6} \left( \frac{\sin(4s)}{4} + \frac{\sin(2s)}{2} \right), -\frac{8}{6} \left( \frac{\cos(4s)}{4} + \frac{\cos(2s)}{2} \right), -\frac{\sqrt{8}}{3} \sin s \right) \text{ and}$$

$T_T$  -direction curve of  $\beta_T$  is

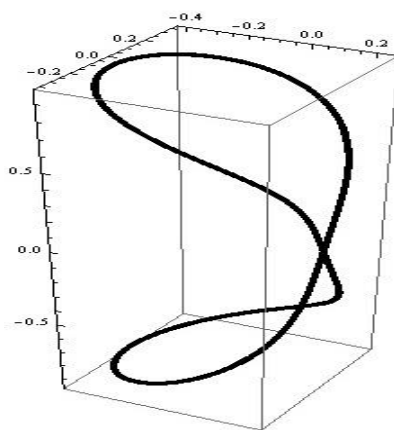
$$\varphi_1(s) = \left( \frac{\sin(4s)}{3} + \frac{2\sin(2s)}{3} + c_1, -\frac{\cos(4s)}{3} - \frac{2\cos(2s)}{3} + c_2, -\frac{\sqrt{8}}{3} \sin s + c_3 \right)$$

where  $c_1, c_2, c_3$  are constant real numbers.

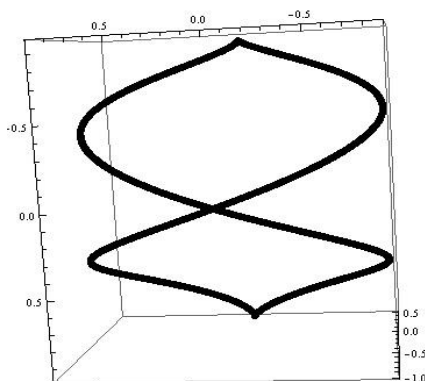
The curve  $\varphi_1$  is general helix and this example confirms Theorem 3.1.

In Figure 8, there is a single curve and it is the curve  $\varphi_1$  of tangent indicatrix  $\beta_T$ .

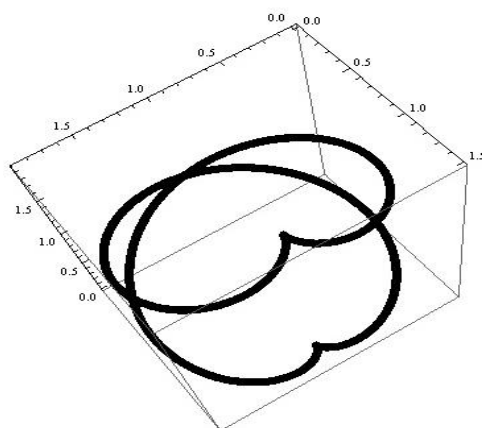
The interval  $-\pi \leq s \leq \pi$  is used for Figure 6, 7 and 8.



**Figure 6.** The curve  $\beta$ .



**Figure 7.** The curve  $\beta_T$  .



**Figure 8.** The curve  $\varphi_1$  for  $\beta_T$  .

### Ethics in Publishing

There are no ethical issues regarding the publication of this study.

### References

- Ali, A.T., (2012), New special curves and their spherical indicatrix. *Global Journal of Advanced Research On Classical and Modern Geometries*, 1(2), 28-38.
- Bishop, R.L., (1975), There is more than one way to frame a curve. *The American Mathematical Monthly*, 82(3), 246-251.
- Choi, F.H. and Kim, Y.H., (2012), Associated curves of a Frenet curve and their applications. *Applied Mathematics and Computation*, 218, 9116-9124.
- Dede, M., (2019), A new representation of tubular surfaces. *Houston Journal of Mathematics*, 45(3), 707-720.
- Do Carmo, M.P., (1976), *Differential Geometry of Curves and Surfaces*. Prentice Hall, Englewood Cliffs, NJ.
- Gray, A., Abbena, E. and Salamon, S., (2006), *Modern Differential Geometry of Curves and Surfaces with Mathematica*, 3rd Edition, Chapman and Hall/CRC, New York.
- Izumiya, S. and Takeuchi, N., (2004), New special curves and developable surfaces. *Turkish Journal of Mathematics*, 28, 153-163.
- Kızıltuğ, S. and Önder, M., (2015), Associated curves of Frenet curves in three-dimensional compact Lie group. *Miskolc Mathematical Notes*, 16(2), 953-964.
- Körpınar, T., Sariaydın, M.T. and Turhan, E., (2013), Associated curves according to Bishop frame in Euclidean 3-space. *Advanced Modeling and Optimization*, 15(3), 713-717.
- Kula, L. and Yaylı, Y., (2005), On slant helix and its spherical indicatrix. *Applied Mathematics and Computation*, 169(1), 600-607.

- Macit, N. and Dldl, M., (2014), Some new associated curves of a Frenet curve in  $E^3$  and  $E^4$ . *Turkish Journal of Mathematics*, 38, 1023-1037.
- Qian, J. and Kim, Y.H., (2015), Directional associated curves of a null curve in Minkowski 3-space. *Bulletin of the Korean Mathematical Society*, 52(1), 183-200.
- Struik, D.J., (1988). *Lectures On Classical Differential Geometry*, Dover, New York.
- ahiner, B., (2019), Direction curves of tangent indicatrix of a curve. *Applied Mathematics and Computation*, 343, 273-284.
- ahiner, B., (2018), Direction curves of principal normal indicatrix of a curve. *Journal of Technical Sciences*, 8(2), 46-54.
- Uzunođlu B., Gk, İ. and Yaylı, Y., (2016), A new approach on curves of constant precession. *Applied Mathematics and Computation*, 275, 317-323.
- Yılmaz, B., (2016), *Rektifiyan Eđriler ve Geometrik Uygulamaları*. Ankara niversitesi Fen Bilimleri Enstits Doktora Tezi.