



The Effect of Indole-3-Acetic Acid on Some Biological Features of *Bracon hebetor* (Say) (Hymenoptera: Braconidae)

İndol-3-Asetik Asitin *Bracon hebetor* (Say)
(Hymenoptera: Braconidae)'un Bazı Biyolojik
Özelliklerine Etkisi

Nevran Eylem AKMAN GÜNDÜZ¹, Duygu SAĞLAM²

¹Department of Biology, Faculty of Science and Arts, Ondokuz Mayıs University, Samsun
• gunduzeylem@gmail.com • ORCID > 0000-0001-5777-470X

²Department of Biology, Faculty of Science and Arts, Ondokuz Mayıs University, Samsun
• d.sevda_626@hotmail.com • ORCID > 0000-0002-4413-038X

Makale Bilgisi / Article Information

Makale Türü / Article Types: Araştırma Makalesi / Research Article

Geliş Tarihi / Received: 28 Temmuz / July 2021

Kabul Tarihi / Accepted: 17 Kasım / November 2021

Yıl / Year: 2022 | Cilt – Volume: 37 | Sayı – Issue: 3 | Sayfa / Pages: 439-448

Atıf/Cite as: Akman Gündüz, N.E., Sağlam, D."The Effect of Indole-3-Acetic Acid on Some Biological Features of *Bracon hebetor* (Say) (Hymenoptera: Braconidae)" Anadolu Journal of Agricultural Sciences, 37(3), October 2022: 439-448.

Sorumlu Yazar / Corresponding Author: Nevran Eylem AKMAN GÜNDÜZ

THE EFFECT OF INDOLE-3-ACETIC ACID ON SOME BIOLOGICAL FEATURES OF *BRACON HEBETOR* (SAY) (HYMENOPTERA: BRACONIDAE)

ABSTRACT

The impacts of indole-3-acetic acid (IAA) on some biological characteristics of the parasitoid *Bracon hebetor* Say (Hymenoptera: Braconidae) were examined. Different concentrations of IAA (5, 50, 100, 500 and 1000 mg L⁻¹) were added to the synthetic diet of host larvae. The developmental period, adult longevity, fecundity, and sex ratio of parasitoids reared on these hosts were evaluated with respect to IAA concentrations. IAA treatment shortened the developmental period of female wasps at almost all concentrations except for 50 mg L⁻¹. The developmental period of males showed fluctuations among IAA-treated groups with a significant decline at 5 and 500 mg L⁻¹ and a considerable increase at 50 mg L⁻¹ with respect to the control group. IAA showed a significant negative effect on the fecundity of *B. hebetor*. However, the sex ratio of the parasitoid did not differ among the IAA-treated and untreated groups. *B. hebetor* females reared on IAA-treated hosts had lower longevity at 50, 100, 500 and 1000 mg L⁻¹ than the females reared on untreated hosts. For males, a significant decrease in longevity was also determined at all concentrations compared to the controls.

Keywords: *Bracon hebetor*, Development, Fecundity, Indole-3-Acetic Acid, Longevity.



İNDOL-3-ASETİK ASİTİN *BRACON HEBETOR* (SAY) (HYMENOPTERA: BRACONİDAE)'UN BAZI BİYOLOJİK ÖZELLİKLERİNE ETKİSİ

ÖZ:

İndole-3-asetik asitin (IAA) parazitoit *Bracon hebetor* Say (Hymenoptera: Braconidae)'un bazı biyolojik özelliklerine etkileri araştırılmıştır. Farklı konsantrasyonlarda IAA (5, 50, 100, 500 ve 1000 mg L⁻¹) konukçu larvaların yapay besinine ilave edilmiştir. Bu konukçularda yetiştirilen parazitoitlerin gelişim süresi, ergin ömür uzunluğu, verim ve eşey oranı IAA konsantrasyonlarına göre değerlendirilmiştir. IAA uygulaması, 50 mg L⁻¹ dışındaki tüm konsantrasyonlarda dişi parazitoitlerin gelişim süresinde kısalmaya neden olmuştur. Erkeklerin gelişim süresi, kontrol grubu ile karşılaştırıldığında, 5 and 500 mg L⁻¹ konsantrasyonda önemli bir azalma ve 50 mg L⁻¹ konsantrasyonda dikkate değer bir artış ile IAA uygulanan gruplar arasında dalgalanmalar göstermiştir. IAA *B. hebetor*'un veriminde olumsuz bir etki yapmıştır. Buna karşın, parazitoidin eşey oranı IAA uygulanan ve uygulanmayan gruplar arasında farklılık göstermemiştir. IAA uygulanmış konukçular üye-

rinde yetiştirilen *B. hebetor* dişilerinin ömür uzunluğu 50, 100, 500 ve 1000 mg L⁻¹ konsantrasyonlarında IAA uygulanmamış konukçular üzerindeki oranla daha kısadır. Erkeklerin ömür uzunluğunda tüm konsantrasyonlarda kontrol grubu ile karşılaştırıldığında önemli bir azalma belirlenmiştir.

Anahtar Kelimeler: *Bracon hebetor*, Gelişim, Verim, İndol-3-Asetik Asit, Ömür Uzunluğu.



1. INTRODUCTION

Bracon hebetor Say (Hymenoptera: Braconidae) is a gregarious, synovigenic, idiobiont larval parasitoid of many pyralid species. High reproductive performance and short generation time of *B. hebetor* make it an excellent biological control agent for different pest species, including *Galleria mellonella* (Linnaeus) (Lepidoptera: Pyralidae).

Plant Growth Regulators (PGRs) present in the plant tissue possibly regulate phytophagous insects's physiology, behaviour and biochemistry. This presumption receives support from reports in the literature by demonstrating their influence on these characteristics when added to the diet or applied exogenously on some insect species (Honeyborne, 1969; Abdellaoui et al., 2009; Tsagkarakis et al., 2012; Abdellaoui et al., 2015; Gündüz and Özcan, 2018). For instance, Kaur and Rup (2003) reported that PGRs like gibberellic acid (GA₃), indole-3-acetic acid (IAA), coumarin and kinetin adversely affect the growth and development of Melon Fruit Fly, *Bactrocera cucurbitae* (Coquillett) (Diptera: Tephritidae). In the same way, Bhatnagar et al. (2012) showed that miraculan negatively affected the development and survival of *Spodoptera litura* (Fabricius) (Lepidoptera: Noctuidae). Abdellaoui et al. (2009) noted that GA₃ significantly reduced both fecundity and fertility of *Locusta migratoria migratoria* (Linnaeus) (Orthoptera: Acrididae). Tsagkarakis et al. (2012) demonstrated that the fecundity and survivorship of Asian Citrus Psyllid reared on *Citrus volkameriana* (Tan. and Pasq.) (Sapindales: Rutaceae) trees treated with prohexadione calcium and mefluidide considerably decreased.

Several studies have reported that PGRs also have considerable effects on natural enemies of pest species by changing their abundance, fitness, and efficacy. Honeyborne (1969) reported that the use of ethylene bisnitrourethane and chloromequat chloride on broad beans had a negative impact on aphid size. Host size is one of the main parameters influencing offspring size in many parasitoid species, and the parasitoids feeding on these smaller hosts may also be reduced in size (Sequeira and Mackauer, 1992; Godfray, 1994). Ellers et al. (1998) showed that large parasitoids have higher fecundity and higher fat reserves than small parasitoids.

Additionally, Jarosik et al. (2003) found that host size was also positively correlated with sex ratio and survival of parasitoids. In another study, Prado and Frank (2013) showed that incorporation of plant growth regulators into the diet of *Mysus persicae* (Sulzer) (Hemiptera: Aphididae) resulted in a decrease in the fitness and parasitism of parasitoid *Aphidius colemani* (Viereck) (Hymenoptera: Aphididae). Similarly, Zhao et al. (2017) found that emergence rate, parasitism potential and female ratio of parasitoid *Aphidius gifuensis* (Ashmead) (Hymenoptera: Braconidae) were decreased when reared on *Sitobion avenae* (Fabricius) (Hemiptera: Aphididae) feeding on PGRs-supplemented wheat plants. Kaur and Kaur (2013) also observed that the emergence and parasitism capacity of *B. hebetor* decreased when reared on *S. litura* larvae feeding on coumarin-treated diets. Based on these previous studies, our hypothesis is that PGR treated hosts would have indirect effects on some biological features of parasitoid. The purpose of this study is to determine the influence of IAA treatment on some selected biological parameters of *B. hebetor*.

2. MATERIALS AND METHODS

Parasitoid *B. hebetor* were reared on the last stage larvae of Greater Wax Moth, *G. mellonella*, as described by Gündüz and Gülel (2004). Host larvae were reared on the diet described by Bronskill (1961) and modified by Sak et al. (2006). All experiments were carried out in a laboratory with a temperature of $25\pm 2^{\circ}\text{C}$, a relative humidity of $60\pm 5\%$, and a continuous light source.

To determine the effects of IAA on development, fecundity, sex ratio, and longevity of *B. hebetor* five concentrations (5, 50, 100, 500 and 1000 mg L^{-1}) of IAA were added to the artificial diet of hosts. The control group was reared on IAA-free diet. Newly emerged females were placed in a vial along with a male and a honey soaked cotton ball. Two days later, parasitoids were transferred into a host containing vial. This procedure was continued until the females death. The vials were observed daily to determine the developmental period of the parasitoid. Total number of progeny and sex ratio of parasitoids were recorded. Three replications for all IAA concentrations were conducted on eight pairs of adult parasitoids during the study.

For the longevity experiments, newly emerged adult parasitoids, selected from each group, were placed into test tubes with honey solution saturated cotton balls. Parasitoids were observed every day until the death of all parasitoids. Each experiment was replicated three times with 20 females and 20 males selected randomly from different populations at different times.

All data were statistically analyzed in SPSS (version 20). The significance between control and IAA treated insects was compared using the Student-Newman-Keuls (SNK) test at a 5% level.

3. RESULTS AND DISCUSSION

The impact of IAA on total developmental time (from egg to adult) of *B. hebetor* females and males are presented in Figure 1a and b, respectively.

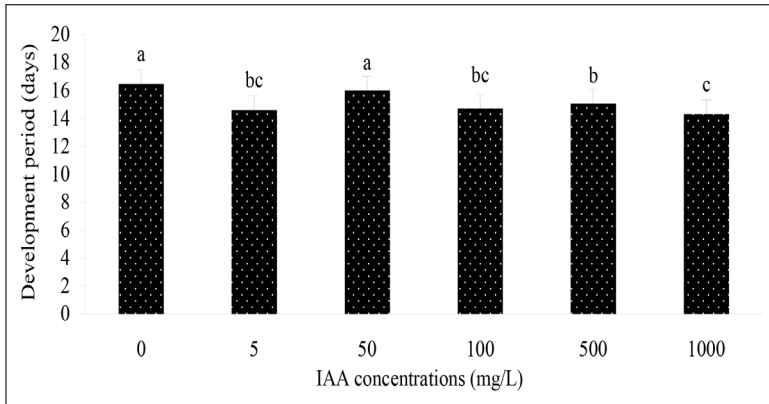


Figure 1a. Impact of indole-3-acetic acid on development time (mean \pm SE) of *B. hebetor* females. Different letters denote significant differences (SNK test, $P \leq 0.05$).

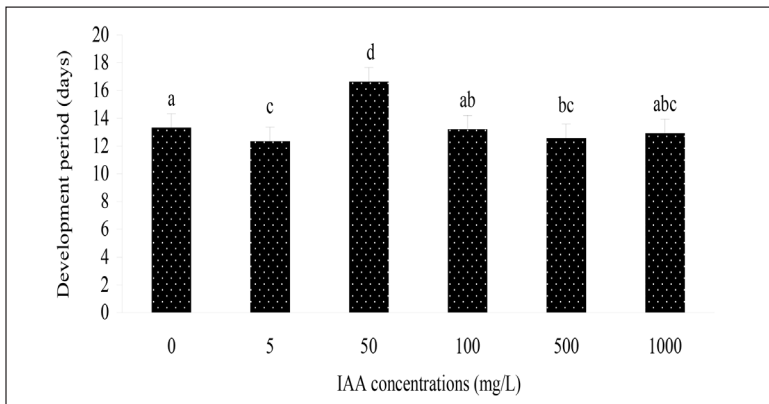


Figure 1b. Impact of indole-3-acetic acid on development time (mean \pm SE) of *B. hebetor* males. Different letters denote significant differences (SNK test, $P \leq 0.05$).

IAA-treatment led to changes in the developmental period of parasitoids. For females, the mean values at 5, 100, 500 and 1000 mg L⁻¹ IAA concentrations were significantly shortened ($P \leq 0.05$). (Figure 1a). However, we did not determine the same trends in males since their developmental times showed some fluctuations among IAA-treated groups, with a significant increase at 50 mg L⁻¹ and a decrease

at 5 and 500 mg L⁻¹ when compared to controls ($P \leq 0.05$) (Figure 1b). Uçkan et al. (2011a) found that GA₃ treatment declined the immature developmental period of *G. mellonella*. Sepperumal and Sukumar (2014) reported that V instar larval duration was declined by one day in *Bombyx mori* (Linnaeus) (Lepidoptera: Bombycidae) after exposure to kinetin and GA₃. In a previous study, Osborne et al. (1968) suggested that plant growth regulators may affect insect's neuroendocrine system. In addition, De Man et al. (1981) reported that dietary supplementation with plant growth regulators may alter the rate of DNA synthesis which helps in protein synthesis and/or the rate of synthesis of insect moulting hormone. These previous studies could help to explain the reason for the faster development in IAA-treated groups. However, Kaur and Kaur (2013) reported a significant prolongation in the developmental period of *B. hebetor* when their host was reared on diet contaminated with a high concentration of coumarin. Similarly, Özcan and Gündüz (2018) proved that incorporation of GA₃ into the host diet caused a significant lengthening of the developmental time of *B. hebetor*. In another study, Gupta et al. (2009) observed parallel results in *Spilarctia oblique* (Walker) (Lepidoptera: Arctiidae) by using high concentrations of Siapton® and GA₃. On the other hand, Çelik and Sak (2020) showed that kinetin treatment had no effect on the developmental period of *Achroia grisella* (Fabricius) (Lepidoptera: Pyralidae). It may be concluded that there could be different toxicity sensitivities between different species and PGRs.

Analysis of data for the fecundity and sex ratio of *B. hebetor* reared on IAA-treated and untreated hosts are illustrated in Figure 2a and b, respectively.

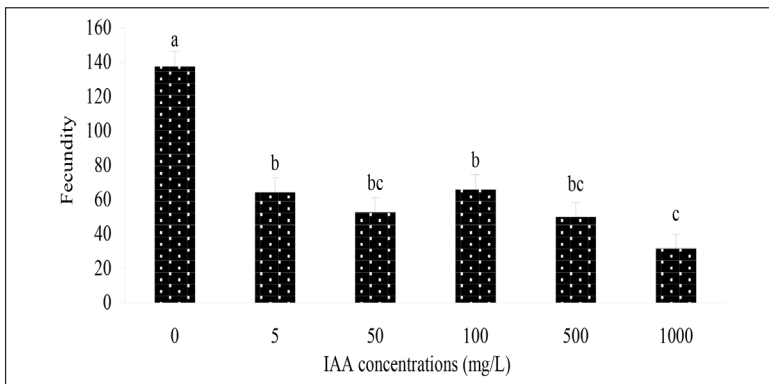


Figure 2a. Impact of indole-3-acetic acid on fecundity (mean \pm SE) of *B. hebetor*. Different letters denote significant differences (SNK test, $P \leq 0.05$).

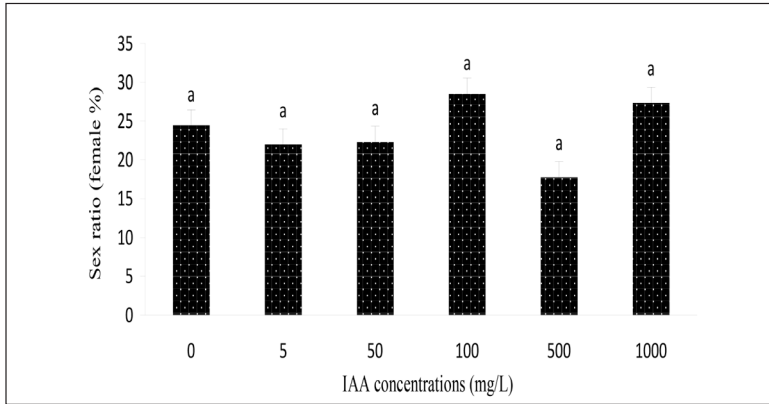


Figure 2b. Impact of indole-3-acetic acid on sex ratio (mean \pm SE) of *B. hebetor*. Different letters denote significant differences (SNK test, $P \leq 0.05$).

Each female parasitoid reared on untreated hosts produced 137.9 offspring throughout its adult life. We observed that treatment with IAA significantly reduced the offspring production of female parasitoids ($P \leq 0.05$) (Figure 2a). A similar adverse effect of IAA on the total number of both F1 and F2 progeny of *Apanteles galleriae* (Wilkinson) (Hymenoptera: Braconidae) was also reported by Uçkan et al. (2011b). Kaur and Kaur (2013) also observed that fecundity of *B. hebetor* females declined when they were reared on hosts that fed on coumarin-treated diet. Thakur and Mann (1982) showed that topical incorporation of IAA on newly-emerged oriental fruit flies reduced the size of gonads. In another study, Thakur and Kumar (1984) suggested that adverse effect of IAA may be associated with its interference in endocrinal metabolic processes involved in reproduction. Moreover, Uçkan et al. (2014) reported IAA-related changes in the biochemical composition of *A. galleriae*. All of these findings would help us to explain the cause of the reduced fecundity in the present investigation. However, different PGRs have different effects on the reproduction capacity of parasitoids. For instance, Uçkan et al. (2008) did not record any significant effect on the offspring production of *A. galleriae* when its host *A. grisella* was fed on artificial diets treated with GA₃. Likewise, Özcan and Gündüz (2018) demonstrated that exposure to different GA₃ concentrations in host diet did not affect the progeny production of *B. hebetor*.

Sex ratio was determined as male biased in all groups and showed some weak but insignificant fluctuations among groups ($P > 0.05$) (Figure 2b). This result appears to be consistent with the observations of Kaur and Kaur (2013)'s and Özcan and Gündüz (2018)'s. Contrary to our findings, Zhao et al. (2017) showed that the percentages of females of *Aphidius gifuensis* reduced following the application of paclobutrazol (PBZ), naphthalene acetic acid (NAA) and IAA. Similarly, Prado

and Frank (2013) demonstrated a significant reduction in the female ratio of *A. colemani* due to exposure to paclobutrazol and uniconazole.

Our results demonstrated that IAA had negative effects on the longevity of female and male parasitoids (Figure 3a and b). All the IAA concentrations significantly reduced ($P \leq 0.05$) the longevity of female parasitoids except for the lowest concentration ($P > 0.05$) (Figure 3a). Similarly, the longevity of male parasitoids decreased in all IAA-treated-groups compared with controls ($P \leq 0.05$) (Figure 3b). These results corresponded to those reported for *A. galleriae* (Uçkan et al., 2011a), *S. litura* (Bhatnagar et al., 2012) and *Diaphorina citri* (Kuwayama) (Hemiptera: Psyllidae) (Tsagkarakis et al., 2012).

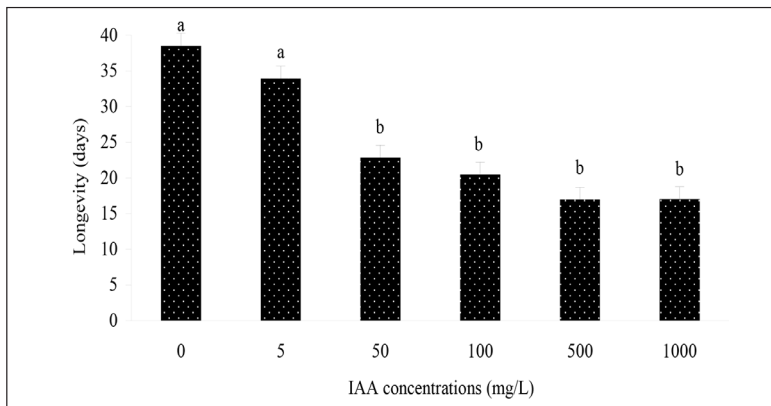


Figure 3a. Impact of indole-3-acetic acid on longevity of *B. hebetor* females (mean \pm SE). Different letters denote significant differences (SNK test, $P \leq 0.05$).

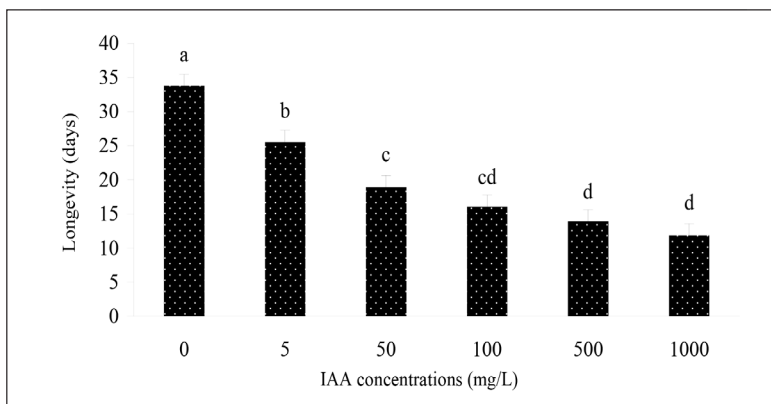


Figure 3b. Impact of indole-3-acetic acid on longevity of *B. hebetor* males (mean \pm SE). Different letters denote significant differences (SNK test, $P \leq 0.05$).

4. CONCLUSION

In the current study, different concentrations of IAA were added to the host diet and development period, adult longevity, fecundity and sex ratio of parasitoids reared on these hosts were examined. *B. hebetor* females emerge with a very limited number of mature eggs and egg production and maturation continue during their lifetime. Since host feeding enables the females to obtain proteins associated with egg production and maturation, host quality strongly influences their reproductive success. Our findings showed that females were able to paralyze and subsequently oviposit on all of IAA-treated larvae that were offered to them during experiments. For insect parasitoids host is the unique nutrient source for the developing immature. Therefore, physiological suitability of the host is crucial for the successful development of parasitoid progeny. Host quality also influences the fitness of the emerging parasitoid by affecting longevity, fecundity, and offspring sex ratio. We determined that IAA application caused a noticeable decline in the development period of female wasps. Fast development may provide the fitness benefit of avoiding high predation risk during immature stages; however, it may also result in a loss of fitness in smaller individuals and lower fecundity when compared to larger ones. We do not know whether the IAA application had a negative effect on adult size in this study, but fecundity and longevity of emerging wasps declined considerably.

Overall, the above findings showed that IAA application via host diet has a considerable effect on selected properties of *B. hebetor*. However, due to the complexity of PGRs in tritrophic interactions, detailed experiments are required in order to understand the cause of these changes, determine the duration of efficacy, and their long-term effects in biological control.

Conflict of Interest

The authors declare that there is no conflict of interest.

Ethics

This study does not require ethics committee approval.

Author Contribution Rates

Design of Study: NEAG (%50), DS (%50)

Data Acquisition: NEAG (%50), DS (%50)

Data Analysis: NEAG (%60), DS (%40)

Writing Up: NEAG (%80), DS (%20)

Submission and Revision: NEAG (%85), DS (%15)

REFERENCES

- Abdellaoui, K., Ben Halima-Kamel, M., Ben Hamouda, M.H., 2009. Physiological effects of gibberellic acid on the reproductive potential of *Locusta migratoria migratoria*. Tunisian Journal of Plant Protection, 4: 67-75.
- Abdellaoui, K., Ben Halima-Kamel, M., Acheuk, F., Soltani, N., Aribi, N. and Ben Hamouda, M.H., 2015. Effects of gibberellic acid on ovarian biochemical composition and ecdysteroid amounts in the migratory locust *Locusta migratoria* (Orthoptera, Acrididae). International Journal of Pest Management, 61: 68-72. <http://dx.doi.org/10.1080/09670874.2014.995746>
- Bhatnagar, S., Kumar, A. and Karnatak, A.K., 2012. Influence of synthetic plant growth stimulant, miraculan on the survival and development of *Spodoptera litura* (Fab.) (Lepidoptera: Noctuidae). Indian Forester, 138(12): 1160-1163.
- Bronskill, J.F., 1961. A cage to simplify the rearing of the greater wax moth, *Galleria mellonella* (Pyralidae). Journal of the Lepidopterists' Society, 15: 102-104.
- Çelik, E and Sak, O., 2020. Effects of kinetin on biological parameters and hemocytes of *Achroia grisella* (Lepidoptera: Pyralidae). Archives of Biological Sciences, 72: 181-192. <https://doi.org/10.2298/ABS200107012C>.
- De Man, W., De Loof, A., Briers, T., Huybrechts, R., 1981. Effect of abscisic acid on vitellogenesis in *Sarcophaga bulata*. Entomologica Experimentalis et Applicata, 29(3): 259-267. <https://doi.org/10.1111/j.1570-7458.1981.tb03068.x>.
- Ellers, J., vanAlphen, J.J.M., Sevenster, J.G.S., 1998. A field study of size-fitness relationships in the parasitoid *Asobara tabida*. Journal of Animal Ecology, 67: 318-324. <https://doi.org/10.1046/j.1365-2656.1998.00195.x>
- Godfray, H.J.C., 1994. Parasitoids; Behavioral and Evolutionary Ecology. Princeton University Press, 488 p. Princeton, New Jersey.
- Gupta G., Yadav S.R., Bhattacharya A.K. 2009. Influence of synthetic plant growth substances on the survivorship and developmental parameters of *Spilarctia obliqua* Walker (Lepidoptera: Arctiidae). Journal of Pest Science, 82: 41-46. <https://doi.org/10.1007/s10340-008-0217-x>
- Gündüz, N.E.A., Gülel, A., 2004. *Bracon hebetor* (Say) (Hymenoptera: Braconidae) erginlerinde konukçu türünün ve besin tipinin ömür uzunluğuna etkisi. Türkiye Entomoloji Dergisi, 28: 275-282.
- Gündüz, N.E.A., Özcan, Ö., 2018. Influence of gibberellic acid on the hemolymph content of the greater wax moth, *Galleria mellonella* (Lepidoptera: Pyralidae) larvae. Pakistan Journal of Zoology, 50: 2217-2221. <http://dx.doi.org/10.17582/journal.pjz/2018.50.6.2217.2221>
- Honeyborne, C.H.B., 1969. Performance of *Aphis fabae* and *Brevicoryne brassicae* on plants treated with growth regulators. Journal of Science of Food and Agriculture, 20: 388-390. <https://doi.org/10.1002/jsfa.2740200702>.
- IBM Corp. Released 2011. IBM SPSS Statistics for Windows. Version 20.0. Armonk, NY: IBM Corp.
- Jarosik, V., Holy, I., Lapchin, L., Havelka, J., 2003. Sex ratio in the aphid parasitoid *Aphidius colemani* (Hymenoptera: Braconidae) in relation to host size. Bulletin of Entomological Research, 93: 255-258. <https://doi.org/10.1079/BER2003229>
- Kaur, R., Rup, P.J., 2003. Influence of four plant growth regulators on development of the Melon Fruit Fly, *Bactrocera cucurbitae* (Coquillett). Insect Science and its Application, 23: 121-125. <https://doi.org/10.1017/S1742758400020336>.
- Kaur, M., Kaur, S., 2013. Tritrophic interactions among coumarin, the herbivore *Spodoptera litura* and a gregarious ectoparasitoid *Bracon hebetor*. BioControl, 58: 755-763. <https://doi.org/10.1007/s10526-013-9533-z>.
- Osborne, D.J., Carlisle, D.B., Ellis, P.E., 1968. Protein synthesis in the fat body of female desert locust, *Schistocerca gregaria* Forsk., in relation to maturation. General Comparative Endocrinology, 11(2): 347-354. [https://doi.org/10.1016/0016-6480\(68\)90091-9](https://doi.org/10.1016/0016-6480(68)90091-9)
- Özcan, Ö., Gündüz, N.E.A., 2018. Influence of gibberellic acid on some biological parameters of ectoparasitoid, *Bracon hebetor* (Say, 1836) (Hymenoptera: Braconidae). Acta Biologica Turcica, 31: 13-17. <https://dergipark.org.tr/en/pub/actabiotr/issue/38843/452895>.
- Prado, S.G., Frank, S.D., 2013. Tritrophic effects of plant growth regulators in aphid-parasitoid system. Biological Control, 66: 72-76. <http://dx.doi.org/10.1016/j.biocontrol.2013.03.019>.

- Sak, O., Uçkan, F., Ergin, E., 2006. Effects of cypermethrin on total body weight, glycogen, protein and lipid contents of *Pimpla turionella* (L.) (Hymenoptera: Ichneumonidae). *Belgian Journal of Zoology*, 136: 53-58.
- Sepperumal, U., Sukumar, S., 2014. Impact of kinetin and gibberellic acid on the commercial characteristics of the silkworm, *Bombyx mori* L. (Lepidoptera: Bombycidae). *Journal of Microbiology and Biotechnology Research*, 4(1): 11-20.
- Sequeira, R., Mackauer, M., 1992. Covariance of adult size and development time in the parasitoid wasp *Aphidius ervi* in relation to the size of its host, *Acyrtosiphon pisum*. *Evolutionary Ecology*, 6: 34-44. <https://doi.org/10.1007/BF02285332>.
- Thakur, J.N., Mann, S.K., 1982. Effect of indole-3-acetic acid on the histology of gonads and their development in *Dacus dorsalis* hendel. *Experientia*, 38: 490-492. <https://doi.org/10.1007/BF01952655>.
- Thakur, J.N., Kumar, A., 1984. Effects of 3-indole acetic acid on the fertility of fruit fly, *Dacus dorsalis*, *Progressive Horticulture*, 7(6): 197-199.
- Tsagkarakis, A.E., Rogers, M.E., Spann, T.M., 2012. Applications of plant growth regulators to container-grown citrus trees affect the biology and behaviour of the Asian citrus psyllid. *Journal of the American Society for Horticultural Science*, 137: 3-10. <https://doi.org/10.21273/JASHS.137.1.3>.
- Uçkan, F., Tüven, A., Er, A., Ergin, E., 2008. Effects of gibberellic acid on biological parameters of the larval endoparasitoid *Apanteles galleriae* (Hymenoptera: Braconidae). *Annals of the Entomological Society of America*, 101: 593-597. [https://doi.org/10.1603/0013-8746\(2008\)101\[593:EOGAOB\]2.0.CO;2](https://doi.org/10.1603/0013-8746(2008)101[593:EOGAOB]2.0.CO;2).
- Uçkan, F., Öztürk, Z., Altuntaş, H., Ergin, E., 2011a. Effects of gibberellic acid (GA₃) on biological parameters and hemolymph metabolites of the pupal endoparasitoid *Pimpla turionellae* (Hymenoptera: Ichneumonidae) and its host *Galleria mellonella* (Lepidoptera: Pyralidae). *Journal of the Entomological Research Society*, 13: 1-14. <https://www.entomol.org/journal/index.php/JERS/article/view/305>.
- Uçkan, F., Haftacı, İ., Ergin, E., 2011b. Effects of indol-3-acetic acid on biological parameters of the larval endoparasitoid *Apanteles galleriae* (Hymenoptera: Braconidae). *Annals of the Entomological Society of America*, 104: 77-82. <https://doi.org/10.1603/ANI10098>.
- Uçkan, F., Soydabaş, H.K., Özbek, R., 2014. Effect of indol-3 acetic acid on the biochemical parameters of *Achoria grisella hemolymph* and *Apanteles galleriae larva*. *Pakistan Journal of Biotechnology*, 2(11): 163-171.
- Zhao, H., Cao, H.H., Pan, M.Z., Sun, Y.X., Liu, T.X., 2017. The role of plant growth regulators in a plant-aphid-parasitoid tritrophic system. *Journal of Plant Growth Regulation*, 36: 868-876. <https://doi.org/10.1007/s00344-017-9689-3>