

MARINE SCIENCE AND TECHNOLOGY BULLETIN

A preliminary study on habitat characteristics and substrate preference of coral species distributed in the Dardanelles.

H. Baris Ozalp^{1*}, Firat Sengun², Zeki Karaca², Olcay Hisar¹

¹Canakkale Onsekiz Mart University, Faculty of Marine Science and Technology, Canakkale, Turkey

²Canakkale Onsekiz Mart University, Faculty of Engineering, Canakkale, Turkey

ARTICLE INFO

ABSTRACT

Article history:

Received: 14.08.2014

Received in revised form: 22.09.2014

Accepted : 07.10.2014

Available online : 31.12.2014

Keywords:

Coral

Balanophyllia europaea

Caryophyllia smithii

petrography

Marmara Sea

The present study aims to investigate the characteristics of living substrata of two scleractinian corals in the Dardanelles by performing the ecologic and petrographical analyses. The Mediterranean originated *Caryophyllia smithii* and *Balanophyllia europaea* are frequent coral species in the Dardanelles and the studied area between 11 and 25 m depth is known as highly distributed zone of the species. In situ, the spreading area was searched by scuba technique and the ecological characteristics of species have been measured. For the purpose of petrographical analyses, six coral individuals were collected with the associated rock samples. According to the obtained data it was determined that the rock samples are mainly composed of sandstone, micritic limestone and rhyolitic tuff. Additionally it was found that porosity in rock structure has a positive effect on coral settlement and the habitat choice in *B. europaea* and *C. smithii* can differ based on the rock structure. Ecological, biological and zoogeographical features of Anthozoan species distributed in the Turkish coasts are still poorly known. However the available data about coral distribution in the specific habitats such as the Dardanelles and the Bosphorus (Turkish Straits System, Marmara Sea) are very few and need to be increased for updating the ecological situation of species globally.

Introduction

Rocky surfaces, typically referred to as hard bottoms, are one of the most diversified ecosystems in marine life (Wahl, 2009). Contrary to soft bottom communities, these habitats constitute both more suitable living areas for various marine organisms such as corals, sponges, algae, bryozoans, crustaceans, tunicates and create a breeding, feeding or sheltering spot for fish fauna which are commercially important (Bianchi et al. 2004; Chintiroglou et al. 2005; Kendall et al. 2009). Among those species, scleractinians can be defined as the common group living on rocks, stones, gravel floors or coralligenous communities (Veron 2000; Ballesteros 2006).

Caryophyllia smithii and *Balanophyllia europaea* are known as solitary hard coral species of the rocky substrates living throughout the Mediterranean Sea (Zibrowius, 1980; Goffredo et al. 2002). *B. europaea* is zooxanthellate, non-constructional, ahermatypic and mostly found around the shallow-waters interacted with sunlight (Goffredo and Telo 1998), whereas *C. smithii* is temperate, non-zooxanthellate and typically observed in much deeper depths than *B. europaea* (Zibrowius, 1983). *C. smithii* may also be found around the colonial invertebrates (Bell and Turner 2000) in marine habitat. In some researches the communities of *B. europaea* were recorded from the roots of Mediterranean endemic seagrass *Posidonia oceanica* (Gambi and Morri, 2008), while there was no data from such these adaptations for *C. smithii*.

When searched in detail, it can be seen that *C. smithii* and *B. europaea* are the most surveyed coral communities in the entire Mediterranean basin (Zibrowius, 1980; Fowler

*Corresponding author

E-mail address: barisozalp@comu.edu.tr (B. Ozalp)

Tel: +90 286 218 00 18 fax: +90 286 286 05 43

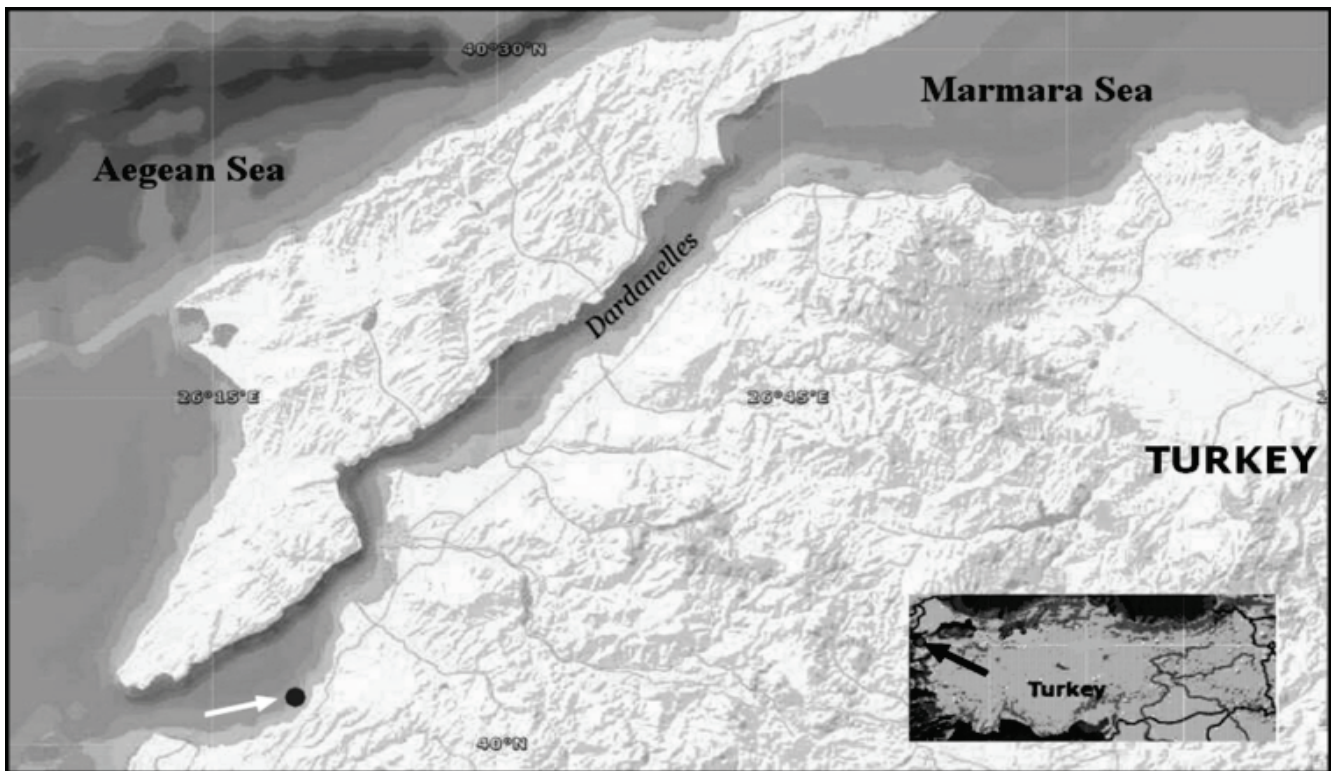


Figure 1. Sampling site in the Dardanelles.

and Laffoley, 1993; Mittelmeer, 2001; Bell, 2002; Terron Sigler and Lopez-Gonzales, 2005; Taviani et al. 2010; Caroselli et al. 2011; Goffredo et al. 2011; McCulloch et al. 2012). Although several studies have been carried out in the Levantine Basin of Turkey (Çinar et al. 2006), the Northern Aegean Sea (Çinar, 2003; Öztürk, 2004) and the Turkish Straits System, Marmara Sea (Artüz, 1990; Özalp and Alparslan, 2009, 2011; Özalp, 2012), ecology of Anthozoan fauna around the Turkish seas and the characteristics of substrate type are still poorly known. Additionally, the rock type with coral existence has not been investigated previously. In this study we primarily intended to develop the knowledge about the ecological and zoogeographical patterns of two scleractinians for the Dardanelles area. Secondly, the present research aims to investigate the petrographical and mineralogical properties of rock samples with coral, as the structural feature of hard surfaces are crucially important for coral settlement and their latter

vital activity in marine life.

In this case, rocks with coral taken from the study area have been separated into three different rock types. These are sandstone, micritic limestone and rhyolitic tuff. Sandstone is a clastic sedimentary rock composed mainly of sand-sized minerals and rock grains. Limestone is another sedimentary rock composed largely of the minerals calcite and aragonite, which are different crystal forms of calcium carbonate (CaCO_3). Many limestones are composed from skeletal fragments of marine organisms such as coral or foraminifera. However, rhyolitic tuff is a type of rock consisting of consolidated volcanic ash ejected from vents during a volcanic eruption.

Although several marine researches on invertebrate biodiversity and physicochemical properties around the Dardanelles with its associated habitats have been performed previously (Koçum, 2005, Büyükatdeş and İnanmaz, 2010, Akbulut et al. 2010), ecological patterns of




Figure 2. Coral species in situ. a: Bottom structure in the area, b: *Caryophyllia smithii*, c: *Balanophyllia europaea*.



Figure 3. Photographs of rock samples with *C. smithii* out of the water.

coral communities living in the strait are still scarce. This study focuses on enhancing the lack of knowledge on Anthozoan biology by comparing the site characteristics, environmental parameters and living adaptations of two substantial Mediterranean corals in a Marmara Sea ecosystem.

Material and methods

The rock materials were collected at the depth of 21 m by Scuba diving from the station Karanlık Liman (Güzelyalı) in the southern part of Dardanelles, Marmara Sea (40°02'103"N, 26°19'475"E) (Figure 1). For finding the more suitable rock with coral, an area of 300 m² between the depth of 15 and 25 m was surveyed and 12 scientific dives were performed for observation and sampling. The surface current in the area is mild (< 0.1 m/s) and stable all year round. On the substratum which is mainly comprised of sandy and muddy structure, there are many small stones with live corals covering an area of 117 m² between 19 and 21 m depths, and here is known as one of the largest spreading site for *B. europaea* and *C. smithii* in the strait (Özalp, 2012).

Due to the slime bottom type, a standard measuring stick was embedded to the substrata about 2 m. Three rock samples for each species (Figure 2) were photographed in situ and out of the water (Figure 3, 4) via an underwater camera, cleaned of epibionts and transferred to the laboratory for petrographical analyses. A total of six rock samples of varying weights within the study area were prepared for petrographical analyses and then examined under the polarized microscope (Olympus BX51P). Rock samples were broken into a small size enough to cut on diamond saw. Holding it tightly, the rocks were cut into a

rectangular block with dimensions smaller than a slide. After that, it was cleaned and grinded with fine grit to make a very smooth and flat rock sample surface. Samples were washed and set it on the hot plate for a while. After sample is dry, a large drop of mixed epoxy was put on the center of the slide and watched to see that the bubbles come out of it as it warms. Then much of the rock sample was cut off from the slide. Holding the rock side down with a few fingers in the center of the back of the slide, the sample was grinded thinly using 400 grit. Entire samples were formed exactly 30 µm of thickness.

In addition to data, the physico-chemical factors of the sampling site were measured in different depths (0, 5, 10, 20, 30 and 40 m). The parameters determined for the studied area represent November 2011 only.

Results

The habitat choice in *B. europaea* and *C. smithii* can differ based on the rock structure. The existence of these corals is known in another 45 stations in the strait but, although the rock type in the other areas varies by volume, width, height and structural pattern, there has not been much density similarly with the current station. These species are mainly observed around the coastal areas between the depths of 11 m and 25 m. The study site is known with the highest spreading rate regarding these two scleractinians around the coastal areas of the Dardanelles. In this area, the maximum density was measured by using the 20 cm × 20 cm quadrat as 275 individuals for *B. europaea* and 100 individuals for *C. smithii* per m². Replicate 1 represents the *B. europaea* whereas the Replicate 2 shows the density of *C. smithii*. The maximum individual diameter for *B. europaea* was 6.2 cm; while *C. smithii* was 2.3 cm.



Figure 4. Photographs of rock samples with *B. europaea* out of the water.




Figure 5. Microphotographs of rock samples with coral. Plane polarized light. Bar scale in the photographs. a) micritic limestone, b-c) quartz sandstone, d) rhyolitic tuff, cal: calcite, q: quartz, pl: plagioclase, or: orthoclase, ms: muscovite, bt: biotite.

Replicate 1: a, $8 \times 25 = 200$; b, $11 \times 25 = 275$, c, $7 \times 25 = 175$ (three repetitive replicate)

Replicate 2: a, $0 \times 25 = 0$; b, $3 \times 25 = 75$; c, $4 \times 25 = 100$ (three repetitive replicate)

The site characteristics are written as follows. According to the results (Table 1), it can be stated that the salinity values in the area showed the general Mediterranean feature other than the Marmara Sea. Although the surface waters of Dardanelles and the associated coastal areas are represented by the Marmara Sea, the strait habitat is under the influence of the physicochemical characters of the Northern Aegean Sea as well.

Around the area with about 120 m^2 there were many small rock pieces with coral existence (Figure 2, 3 and 4). In comparison with *C. smithii*, the number of *B. europaea* comprises much higher level in the spreading area. Because of this character, the sampling site can be defined as the only zone with highest density of *B. europaea* in the Dardanelles.

Characteristic and mineralogical properties of rock samples with coral have been examined under the Polarizan microscope. Based on petrographical investigations, three different types of rocks have been separated. These are micritic limestone, quartz sandstone and Rhyolitic tuff.

Micritic limestone is mainly composed of calcite, quartz and opaque minerals (Figure 5a). Calcite is the most abundant mineral in the micritic limestone.

Quartz sandstone is mainly made up of quartz, orthoclase, plagioclase, biotite, muscovite, chlorite and epidote (Figure 5b). Quartz, orthoclase and plagioclase are the main composition of sandstone.

Rhyolitic tuff is mainly composed of quartz, orthoclase, biotite and glassy fragments (Figure 5c). These rocks are highly siliceous and contain abundant quartz phenocrysts. The phenocrysts are typically 1-7 mm in size and constitute about 15% of rock. The groundmass has been widely altered, with Fe oxide alteration most abundant giving it a reddish color.

As indicated in the paragraphs above, *B. europaea* and *C. smithii* in the current station show a widest distributional characteristic (117 m^2) by comparison with the other biotopes with these coral existence around the Dardanelles. That the common feature of these rocks with living coral is to have porosity indicating the difference between the rocky areas among other zones in this region.

Based on the characteristic properties of rocks, *B. europaea* is achieves growth on the type of micritic limestone which contains 98 % of calcite, whereas *C. smithii* grows on the type of quartz sandstone (60 % quartz) and rhyolitic tuff (15 % quartz and orthoclase). The

Table 1. Physico-chemical data at five different water columns in the study site.

Parameters	Depths				
	5 m	10 m	20 m	30 m	40 m
Temperature (°C)	10.3	10.4	14.2	14	10
Salinity (‰)	33.2	33	38.1	38.9	33.1
Dissolved Oxygen (mg/lt)	9	8,91	7	9.04	9.72
pH	7.78	8	8.1	7.9	7.7

common property of these rocks with coral is to have porosity. A similar study focusing on the different materials for coral life has been made on the special stone settlement sticks with small holes in Japan. According to this research, three coral species were observed growing on this artificial habitats and extending outside the holes of the sticks in the water at the Sekisei lagoon site (Okamoto et al. 2005).

Discussion

This preliminary study carried out using further data about the ecological parameters and petrographical analyses was conducted for the first time in the Dardanelles. With reference to the mineralogical investigations on coral-associated rock samples it can be stated that these representative species can be easily grown on rocks having porosity and this character provides positive effects on coral improving. In addition to data, the physicochemical parameters in the studied site were given and the distributional information about the scleractinian corals for the Dardanelles was enhanced. According to the rock properties it can be seen that the micritic limestone with *B. europaea* contains 98 % of calcite, whereas *C. smithii* grows on quartz sandstone and rhyolitic tuff material comprising 60 % of quartz and 15 % of a mixture of quartz and orthoclase.

The research area on Anthozoans is very new for the Turkish scientists. Although there has been some limited ecological and zoogeographical surveys on scleractinians and soft coral communities living in the Northern Aegean and the Marmara Sea (Dardanelles, Marmara Islands and Bosphorus), the further investigations on bio-ecological characteristics of Anthozoans need to be implemented due to the lack of knowledge in this field.

References

- Akbulut, M., Kaya H., Çelik, E.Ş., Odabaşı, D.A., Odabaşı, S.S. and K. Selvi. 2010. Assessment of surface water quality in the Atikhisar Reservoir and Sarıçay Creek (Çanakkale, Turkey). *Ekoloji*, **19(74)**:139-149.
- Artüz, M.İ., Artüz, M.L. and O.B. Artüz. 1990. Mercan Türlerine Getirilen Yasaklar İle İlgili Görüşler. T.C. Çevre Bakanlığı Raporu K.K.G.M. Su Ürünleri Sirküleri Düzenlemeleri.
- Ballesteros, E. 2006. Mediterranean coralligenous assemblages: A synthesis of present knowledge. *Oceanography and Marine Biology: An Annual Review*, **44**:123-195.
- Bell, J.J. 2002. Morphological responses of a cup coral to environmental gradients, *Sarsia*, **87(4)**:319-330.
- Bell, J.J. and J.R. Turner. 2000. Factors influencing the density and morphometrics of the cup coral *Caryophyllia smithii* in Lough Hyne. *Journal of the Marine Biological Association of the United Kingdom*, **80**:437-441.
- Bianchi, C.N., Pronzato, R., Cattaneo-Vietti, R., Benedetti Cecchi, L., Morri, C., Pansini, M., Chemello, R., Milazzo, M., Fraschetti, S., Terlizzi, A., Peirano, A., Salvati, E., Benzoni, F., Calcina, B., Cerrano, C. and G. Bavestrello. 2004. Hard Bottoms. *Biologia Marina Mediterranea*, **11(1)**:185-215.
- Büyükkateş, Y. and Ö.E. İnanmaz. 2010. The Annual Mesozooplankton Dynamics and Influence of Environmental Parameters in an Urbanized Harbor (Kepez Harbor-Dardanelles Strait, Turkey). *Ekoloji*, **19(74)**:60-68.
- Caroselli, E., Prada, F., Pasquini, L., Marzano, F.N., Zaccanti, F., Falini, G., Levy, O., Dubinsky, Z. and S. Goffredo. 2011. Environmental implications of skeletal micro-density and porosity variation in two scleractinian corals. *Zoology*, **114**:255-264.
- Chintiroglou, C., Antoniadou, C., Vafidis, D. and D. Koutsoubas. 2005. A review on the biodiversity of hard substrate invertebrate communities in the Aegean Sea. *Mediterranean Marine Science*, **6(2)**:51-62.
- Çinar, M.E. 2003. Ecological features of Syllidae (Polychaeta) from shallow-water benthic environments of the Aegean Sea, eastern Mediterranean. *Journal of the Marine Biological Association of the United Kingdom*, **83**: 737-745.
- Çinar, M.E., Bilecenoglu, M., Öztürk, B. and A. Can. 2006. New records of alien species on the Levantine coast of Turkey. *Aquatic Invasions*, **1(2)**: 84-90.
- Fowler, S. and D. Laffoley. 1993. Stability in Mediterranean-Atlantic sessile epifaunal communities at the northern limits of their range. *Journal of Experimental Marine Biology and Ecology* **172**:109-127.
- Gambi, M.C. and C. Morri. 2008. Italian habitats: Seagrass meadows flowering plants in the Mediterranean Sea. *Fauna, invertebrates*. Museo Friulano di Storia Naturale.
- Goffredo, S. and T. Telo. 1998. Hermaphroditism and brooding in the solitary coral *Balanophyllia europaea* (Cnidaria, anthozoa, scleractinia). *Italian Journal of Zoology*, **65(2)**:159-165.
- Goffredo, S., Arnone, S. and F. Zaccanti. 2002. Sexual reproduction in the Mediterranean solitary coral *Balanophyllia europaea* (Scleractinia, Dendrophylliidae). *Marine Ecology Progress Series*, **229**:83-94.
- Goffredo, S., Vergni, P., Reggi, M., Caroselli, E., Sparla, F., Levy, O., Dubinsky, Z. and G. Falini. 2011. The skeletal organic matrix from Mediterranean Coral *Balanophyllia europaea* influences calcium carbonate precipitation. *Plos one*, **6(7)**:223-38.

- Kendall, M.S., Bauer, L.J. and C.F.G. Jeffrey. 2009. Influence of hard bottom morphology on fish assemblages of the continental shelf off Georgia, southeastern USA. *Bulletin of Marine Science*, **84**(3):265-286.
- Koçum, E. 2005. Çanakkale Bogazında klorofil-*a* ve çözünmüş mineral besin elementi miktarlarının analizi. *Ekoloji*, **14**:1-6.
- McCulloch, M., Trotter, J., Montagna, P., Falter, J., Dunbar, R., Freiwald, A., Försterra, G., Lopez Correa, M., Maier, C., Rüggeberg, A. and M. Taviani. 2012. Resilience of cold-water scleractinian corals to ocean acidification: Boron isotopic systematics of pH and saturation state up-regulation. *Geochimica et Cosmochimica Acta*, **87**:21-34.
- Mittelmeer, D. 2001. Fauna, Flora, Ökologie. Band II/1: Bestimmungsführer, prokaryota, protista, fungi, algae, plantae, animalia (bis Nemertea). In: Hofrichter R (ed) Spektrum Akademischer Verlag, Heidelberg, Berlin.
- Okamoto, M., Nojima, S., Furushima, Y. and W.C.A. Phoel. 2005. Basic experiment of coral culture using sexual reproduction in the open sea. *Fisheries Science*, **71**:263-270.
- Özalp, H.B. and M. Alparslan. 2009. Ecological studies on macro fauna living around the *Cladocora caespitosa* (Linnaeus, 1758) colonies in the Dardanelles. In: Öñiz H (ed), Proceedings of the 13th Meeting of Marine Science and Technology, 8 November 2009, KKTC, 74-79.
- Özalp, H.B. and M. Alparslan. 2011. The first record of *Cladocora caespitosa* (Linnaeus, 1767) (Anthozoa, Scleractinia) from the Marmara Sea. *Turkish Journal of Zoology* **35**:701-705.
- Özalp, H.B. 2012. Preliminary studies on scleractinian coral fauna of the Dardanelles (Marmara Sea). In: Toker K (ed), Proceedings of the 10th Meeting of Underwater Sports and Marine Sciences. 4 Mayıs 2012, Kocaeli, 30-37.
- Özalp, H.B. 2012. Manta-tow surveys on anthozoan fauna in the Dardanelles. In: Arslan N (ed), Proceedings of the 10th Symposium on Fisheries and Aquatic Sciences, 21 November 2012, Eskişehir, 89-90.
- Öztürk, B., Aktan, Y., Topaloğlu, B., Keskin, Ç., Karakulak, S., Öztürk, A.A., Dede A. and O. Türkozan. 2004. Marine Life of Turkey in the Aegean and Mediterranean Seas. İstanbul, Turkey: Turkish Marine Research Foundation.
- Taviani, M., Vertino, A., Lopez Correa, M., Savini, A., De Mol, B., Remia, A., Montagna, P., Angeletti, L., Zibrowius, H., Alves, T., Salomidi, M., Ritt, B. and P. Henry. 2011. Pleistocene to recent deep-water corals and coral facies in the Eastern Mediterranean. *Facies*, **57**(4):579-603.
- Terrón Sigler, A. and P.J. López-González. 2005. Cnidaria variability in *Balanophyllia europaea* and *B. regia* (Scleractinia: Dendrophylliidae) in the NE Atlantic and Mediterranean Sea. *Scientia Marina*, **69**(1):75-86.
- Wahl, M. 2009. Marine Hard Bottom Communities: Patterns, Dynamics, Diversity and Change. Springer-Verlag Berlin Heidelberg, Germany.
- Veron, J. and M. Stafford-Smith. 2000. Corals of the world I. Odyssey Publishing, Australia.
- Zibrowius, H. 1980. Les Scléactiniaires de la Méditerranée et de l'Atlantique nord-oriental. In: Zibrowius H (ed), Mém Inst Oceanogr Monaco, France.
- Zibrowius, H. 1983. Nouvelles données sur la distribution de quelques scléactiniaires "méditerranéens" à l'est et à l'ouest du détroit de Gibraltar. *Rapp. Comm. int. Mer Médit*, **28**:307-309.