

Figure 1- Location map of the study area.

especially the mollusk genera and species, which are compatible to limnic conditions, the studies of Wenz (1922), Bremer (1978), Taner (1980) and Sayar (1991) were used as basis.

SEM images of some ostracod genera and species described in this study were presented in plates 1-3.

## 2. Stratigraphy

In the study area, the Ceylan/Yenimuhacir formation is observed at the bottom and these units are conformably overlain by Danişmen formation.

The Bakırköy Formation and infilling material cover the Danişmen Formation (<http://www.ibb.gov.tr>). The units in drillings investigated in the study area from bottom to top are Danişmen and Bakırköy formations and the infilling material. These materials crop out in southwest of Istanbul and around Yedikule.

### 2.1. Danişmen Formation (Gürpınar Formation) (old)

The formation was defined by Ternek (1949) and Lebküchner (1974) as lignified sandstone; by Bear and Wright (1960) as one formation of Malkara clastic group; by Boer (1954), Gökçen (1967),

Kellog (1973), Sümengen and Terlemez(1991) as the Danişmen Formation; and as the Gürpınar formation by Sayar (1977) around Istanbul. The formation was also used under the same name in studies carried out by the Istanbul Municipality (<http://www.ibb.gov.tr>). It widely crops out in northern Thrace, on the slopes of Strandzha (Edirne), in vicinities of Süloğlu, Pınarhisar, Vize and Binkılıç and in open coal mines in southern Thrace.

The Danişmen Formation occasionally consists of varved shales, limestone, sandstone, pebble stone and coal, fish fossils in northern Thrace and silicified wooden fossils in southern Thrace (Siyako, 2002; MTA, 2006). Looking at the drillings in this study, the Danişmen Formation is formed by claystone, clayey limestone, siltstone, fossiliferous sandstone, blackish-green clay, organic clay, marl, sandy clay layers.

Ostracod genera and species such as; *Cytheromorpha zinndorfi* (Lienenklaus), *Cytheromorpha* sp., *Neocyprideis apostolescui* (Keij), *N. williamsoniana* (Bosquet), *Cytheridea pernota* (Oertli and Keij), *Cyamocytheridea punctatella* (Bosquet), *C. inflata* (Deltel), *Cyamocytheridea* sp., *Hemicyprideis montosa* (Jones and Sherborn), *H. elongata* (Keen), *H. helvetica* (Lienenklaus), *Cladarocythere apostolescui* (Margerie), *Loxococoncha delemontensis* (Oertli), *Xestoleberis subglobosa* (Bosquet), *Candona (Pseudocandona) fertilis* (Triebel), *Eucypris pechelbronnensis* (Stchepinsky), *Ilyocypris boehli* (Triebel), and micro mollusc genera such as; *Viviparussp.*, *Avimactra* sp. were described in Danişmen/Gürpınar formation (Figure 2). The age of the formation was determined as Early Oligocene due to this fossil content.

## 2.2. Bakırköy Formation (mib)

Bakırköy Formation was first described by Sayar (1977, 1989, 1992). The formation was defined as; limestone with *maetra* by Sayar (Arınç) (1955), *Melanopsis* and limestone bands with *maetra* by Ternek (1987) and as Bakırköy limestone by Sayar (1989). It outcrops in Beylikdüzü-Avcılar, Yeşilköy-Halkalı, Bağcılar-Bahçelievler, Bakırköy, Yenibosna-Mahmutbey, Merter-Esenler, Zeytinburnu-Topkapı-Kocamustafapaşa (MTA, 2006).

The formation is formed by white to dirty white, fine layered clay intercalated limestones

with *maetra* and its lower section consists of clay-limestone alternation. The Bakırköy Formation consists of limestone, fossiliferous clayey limestone, fossiliferous marl, clayey sand and clay layers in succession in this study.

The formation is gradually transitional with the underlying Güngören Formation, and it is overlain by Quaternary units. It is gradually transitional with Güngören formation, which underlies in sections discriminated and observed in Yedikule, Kazlıçeşme, Osmaniye, Rami, between Atışalanı-Esenler areas and in east of Güngören. The maximum thickness of the unit is 30 m in these regions (Arınç, 1955; <http://www.ibb.gov.tr>). The thickness of the unit was detected as 40 m by Sayar (1977, 1989, 1992). The average thickness of the unit was found as 24 m in this study. Ostracod and gastropod genera and species within Bakırköy formation such as; *Cyprideis seminulum* (Reuss), *C. torosa* (Jones), *C. anatolica* (Bassiouni), *C. pannonica* (Mehes), *C. sohni* (Bassiouni), *Miocyprideis sarmatica* (Zalanyi), *Darwinula cylindrica* (Straub), *Heterocypris salina* (Brady), *Ilyocypris bradyi* (Sars), *I. gibba* (Ramdohr), *Ilyocypris* sp., *Candona (Caspioypris) alta* (Zalanyi), *Candona (C) parallela pannonica* (Zalanyi), *Valvata* sp. were described in this study. Its age was found as Late Miocene based on vertebrate fossils and ostracods (Sayar-Arınç, 1955; Şafak, 1997; Nazik, 1998).

The environment of the unit is lake and lagoon according to its fossil content and lithology.

## 3. Drilling Findings

Lithological observations, fossil findings and environmental interpretations of drills 1-3 in Yedikule-Istanbul are as follows;

### 3.1. Yedikule-Istanbul Drill Log No 1

This drilling is located in coordinates of X: 28.74°, Y: 41.09° and Z: 113 m, in 1/25000 scaled İstanbul F23c3 sheet.

The drilling depth is 30 m. Below the infilling material at 1.90 m the carbonated clay; at 2.60 m the clay; at 3.00, 4.30 and 5.65 meters the contact between clay-disintegrated sand; at 7.00 m the yellowish-beige fossiliferous limestone; at 7.30 m the claystone and at 7.50, 9.00 and 9.00-10.50 meters limestones with *maetra*; between 10.50-11.00 meters and at 12.00 m the green clay (formation transition); at 12.80, 13.50, 14.00 meters the pale brown-dark yellow fossiliferous claystone layers take place.

Ostracoda Faunas of Yedikule Tertiary

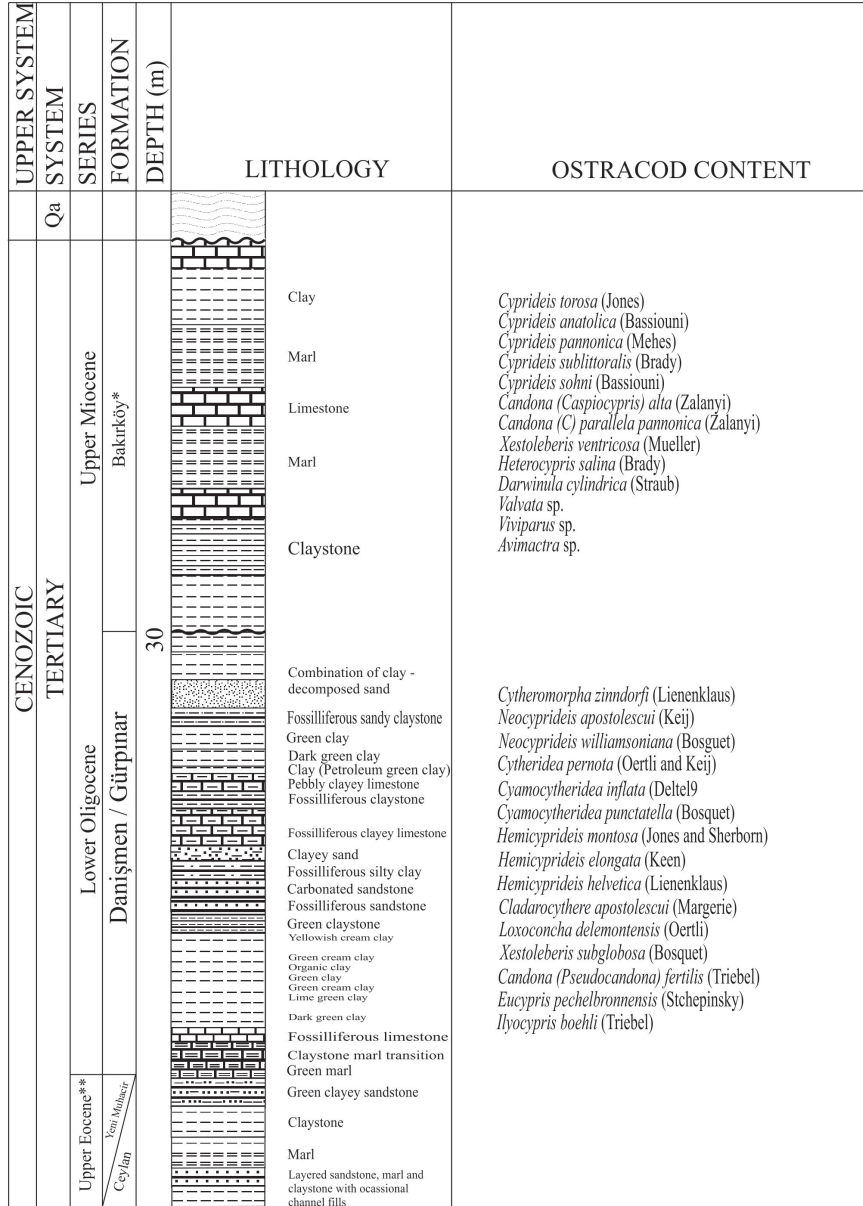


Figure 2- Generalized stratigraphical section of the study area (\*Sayar, 1977; 1992; \*\*Sümengen and Terlemez, 1991; Keskin, 1974).

At 14.04 and 14.90 m clayey sand; at 15.00 m carbonated sandstone and pebble; at 16.25 and 16.90 m the fossiliferous limestone; at 17.10, 18.00 and 18.50 m the green claystone; at 18.80 m yellowish clay, at 19.00 and 19.70 m green clay, at 20.00 and 20.90 m blackish green organic clay, at 21.50-22.00-22.50 meters grayish green, fossiliferous claystone, at 24.00 and 24.50 meters cream colored and at 27.90 m petroleum green colored, foliated, micro fossiliferous clay, and at 28.00, 29.00 and 29.90 m

fossiliferous, pale petroleum colored, sandy clay were cut. Total of 27 wash samples were taken from this drill and wash samples numbered as; 5, 6, 9, 10, 11, 12, 14, 17, 18 and 20 of the Bakırköy Formation and wash samples numbered as; 24, 25, 26, and 27 of the Danişmen/Gürpınar Formation were assessed micropaleontologically.

Among the ostracod species distinguished in this drill in the Bakırköy Formation the following distribution was obtained; *Ilyocypris bradyi* as

very frequent; *C. seminulum*, *C. pannonica*, *C. anatolica*, *Heterocypris salina* frequent and very frequent; *Ilyocypris gibba* frequent; *Cyprideis torosa* widespread and frequent; *Darwinula cylindrica*, *Candona* sp. frequent; *C. sohni* as widespread.

The ostracod species belonging to the Danişmen/ Gürpınar Formation, the following distribution was obtained; *Cytheromorpha zinndorfi*, *Neocyprideis williamsoniana*, *C. inflata*, *Hemicyprideis montosa*,

*H. helvetica*, *Xestoleberis subglobosa*, *Candona (Pseudocandona) fertilis*, *Eucypris pechelbronnensis* as generally widespread and frequent; *Cytheridea pernota*, *Cyamocytheridea punctatella*, *Hemicyprideis montosa* as frequent and *Neocyprideis apostolescui*, *Cyamocytheridea inflata*, *Hemicyprideis elongata* as rare.

Ostracod species described in this drill characterizes the neritic environment (Figure 3).

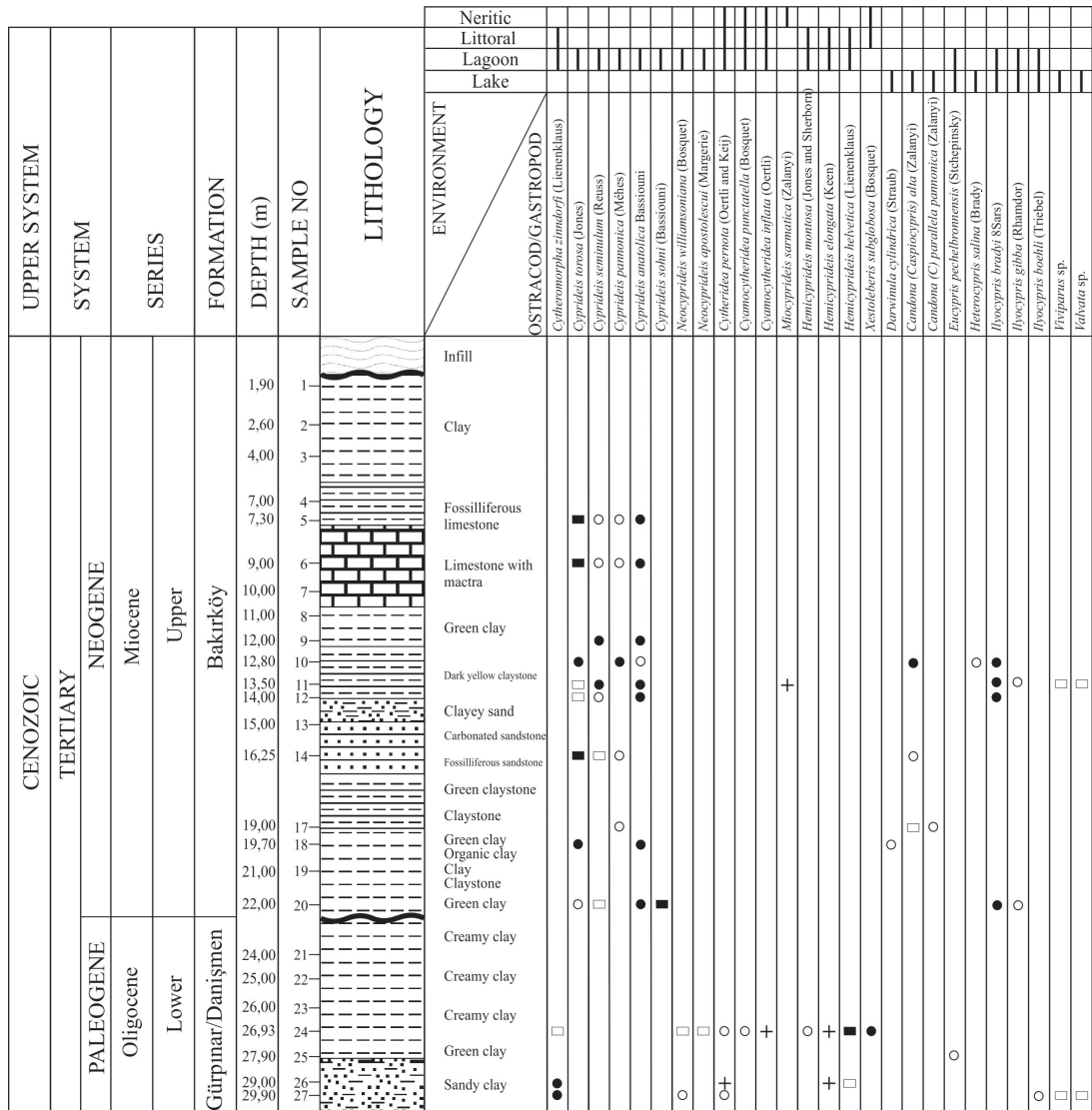


Figure 3- The ostracod distribution in core samples of the drill well no 1. Legend explanation for Figure 3-5; quantitative abundances of ostracods (+) 1-2 very rare, (□) 3-5 rare, (■) widespread 6-15, (○) frequent 16-25, (●) very frequent >25, from Sissingh (1972).

### 3.2. Yedikule-Istanbul Drill Log No 2

This drilling is located in coordinates of X: 28.91°, Y: 41.01° and Z: 49 m, in 1/25.000 scaled Istanbul F23c3 sheet.

The depth of the drill is 30 meters and the following lithologies were cut below the infilling material; at 3.50–4.50-5.90-6.00 meters cream colored, altered marl; between 6.00-7.50 meters the limestone; at 10.50 m the marl; at 11.00 m the clay; at 11.20 m the petroleum green clay; at 11.50 the limestone with *avimactra*; at 12.70-13.50 m the petroleum green clay; at 13.55 m limy pebble; at 14.70 fossiliferous silty clay; at 14.85 m green-cream colored silt-limestone transition; at 15.10 m the limestone; at 16.50 m limestone transition; at 17.80, 19.50-21.00 and 22.10 m the limestone with *mactra*; at 23.10 limestone with *mactra*; at 26.00 m the transition between limestone-green marl; at 28.20 m green claystone and sandstone; at 30.00 m cream colored siltstone were cut. Total of 28 wash samples were collected in this drilling and rich ostracod assemblages were observed in samples 7, 11, 13, 14, 15, 16, 20 and 25 in Bakırköy Formation and in wash sample 28 of the Danişmen/Gürpınar Formation.

Among the ostracod species distinguished in this drill in the Bakırköy Formation the following distribution was obtained; *Ilyocypris bradyi* as very frequent; *C. seminulum*, *C. anatolica*, *Cyprideis torosa* as widespread, frequent and very frequent; *Miocyprideis sarmatica* as widespread and rare; *C. pannonica* as widespread; *Cyprideis sublittoralis*, *Cyprideis sohni* as rare.

The following genera and environments were detected in this drilling; micro pelecypod genus *Avimactra* and ostracod genus *Ilyocypris* lake-lagoon; *Cyprideis*, *Neocyprideis* lagoon, *Cytheromorpha*, *Cytheridea*, *Cyamocytheridea*, *Hemicyprideis*, *Loxiconcha*, *Xestoleberis* lagoon-littoral, *Miocyprideis* neritic environments (Figure 4).

### 3.3. Yedikule-Istanbul Drill Log No 3

This drilling is located in coordinates of X: 28.82°, Y: 41.07° and Z: 102 m, in 1/25.000 scaled Istanbul F23c3 sheet.

The depth of the drilling is 30 meters and the following lithologies were cut; at 1.50-4.50 m infilling material; at 5.00 m pebbly-sandy fossiliferous

claystone; at 7.00 m the fossiliferous claystone-limestone; at 11.50 m the limestone with *mactra*; at 13.50-16.00-19.00 hard, fossiliferous limestone; at 21.80 m sandy clay and clay; at 22.10 m fossiliferous, cream colored clay; at 22.50 m fossiliferous, cream-dark green clay transition; at 23.50 m fossiliferous, dark green clayey sand; at 23.80 m the fossiliferous, foliated clay; at 24.50 m the limestone with *mactra*; at 25.50 m dark green claystone-marl transition; at 26.80 m the green marl; at 28.00 m the limestone with *mactra*; at 29.80 m the sandstone; at 30.60 m the claystone. Total of 30 wash samples were taken in this drill and very well preserved, several ostracod assemblages were observed in wash samples numbered 4, 19, 20 and 21 belonging to the Bakırköy formation, and wash samples numbered as; 29 and 30 belonging to Danişmen/Gürpınar Formation.

From ostracod species distinguished in this drilling *Cyprideis torosa*, *C. anatolica*, *C. pannonica*, *C. sohni* are generally frequent and very frequent; *Cyprideis seminulum* are rare and widespread; and *Cladarocythere apostolescui*, *Neocyprideis williamsoniana*, *N. apostolescui*, *Cytheridea pernota*, *Hemicyprideis elongata*, *Eucypris pechelbronnensis*, *Ilyocypris boehli* the number of valves are frequent and widespread, *Hemicyprideis montosa* the number of valves are very frequent; *Cyamocytheridea punctatella*, *Cyamocytheridea* sp. have rare valves among ostracod species belonging to Danişmen/Gürpınar Formation.

From the ostracod species described in this drilling the following environments were characterized; *Candona*, *Eucypris*, *Ilyocypris* lake-lagoon, *Cyprideis*, *Neocyprideis*, *Cladarocythere* lagoon, *Cytheridea*, *Cyamocytheridea*, *Hemicyprideis* lagoon-littoral (Figure 5).

## 4. Distribution of Ostracod Types in Time

In this study, the findings of ostracod types defined within Bakırköy and Danişmen formations through geological time are significant in dating. Therefore; the distributions of important ostracod types defined in different locations on the world through time can be summarized as below.

*Cyprideis seminulum*; Upper Pontian in Yugoslavia (Republic of Monte Negro) (Krstic; 1963, 1970); and Upper Miocene and Pliocene in Austria, Bulgaria, and Turkey (Kollmann, 1960; Bassiouni, 1979; Şafak, 1997; Nazik, 1998; Şafak et al., 1999 a,b).

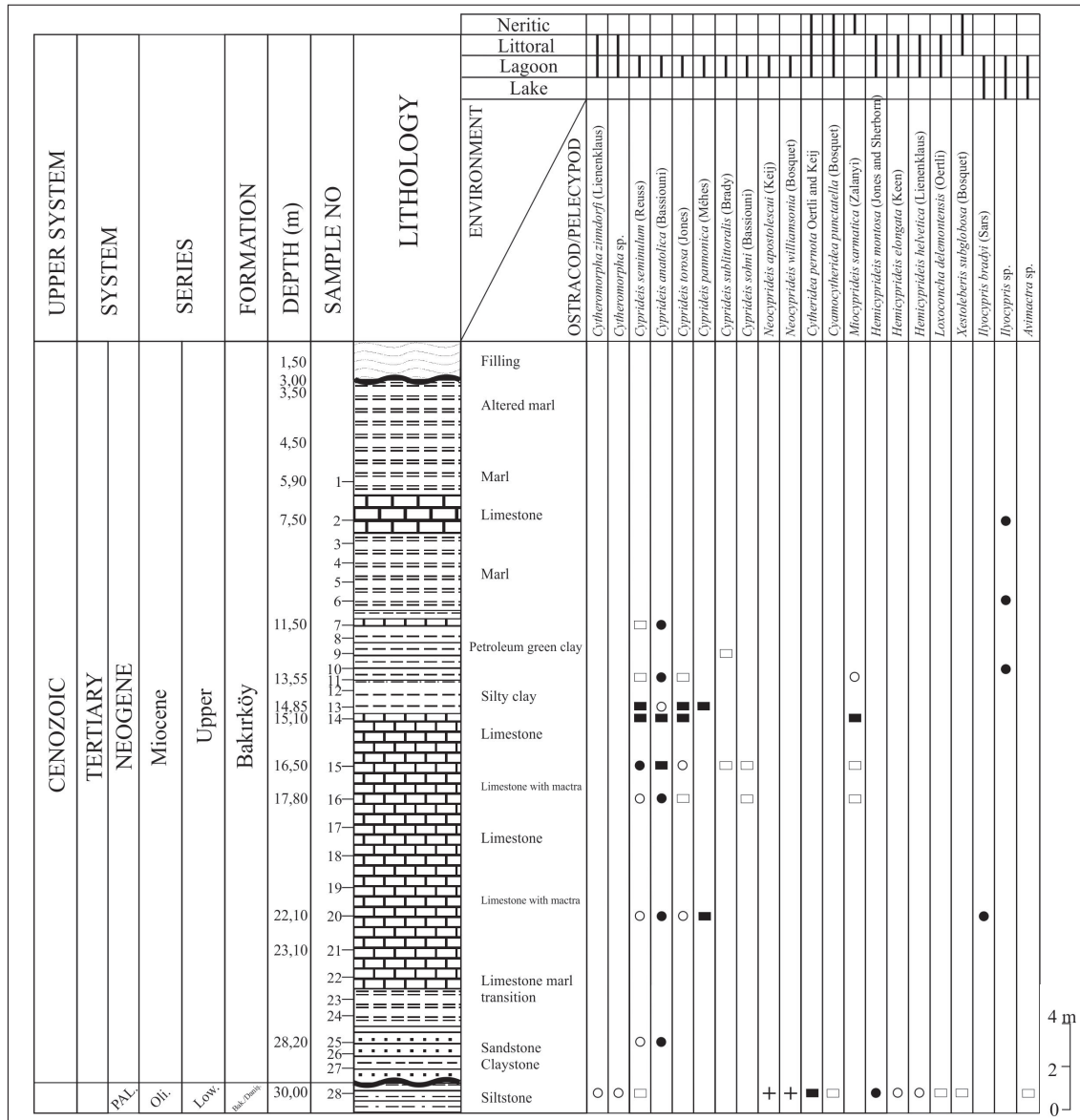


Figure 4- Ostracod distribution in core samples of the drill well no 2.

*Cyprideis torosa*; Messinian in Italy (Decima, 1962), Late Miocene in France (Carbonnel, 1969) and Pannonian-Pontian in Turkey (Ünal and Tunoğlu, 1996; Ünal, 1996; Nazik et al., 2008), Plio-Pleistocene (Bassiouni, 1979); Pliocene (Nazik and Gökçen, 1995; Tunoğlu et al., 1995). Species is observed also as actual.

*Cyprideis pannonica*; Lower Pannonian in Austria, Hungary, Czech Republic and Yugoslavia (Kollmann, 1960; Mehes, 1908; Pokorny, 1944; Krstic, 1970), Upper Miocene in Italy (Decima, 1964); Upper Miocene in Bursa, Denizli, Ankara, Kayseri, Erzurum

(Bassiouni, 1979) and Upper Miocene-Pliocene in İstanbul (Turkey) (Şafak, 1997; Nazik, 1998; Şafak et al., 1999 a,b; Nazik et al., 2008).

*Cyprideis anatolica*; Late Pliocene in Hatay, Late Pliocene in North of Eastern Mediterranean (Bassiouni, 1979); Late Miocene and Pliocene in Bakırköy basin, western İstanbul and in west Bakırköy (Şafak, 1993, 1997; Şafak et al., 1999a, Şafak et al., 1999b; Nazik et al., 2008);

*Cyprideis sublittoralis*; Pannonian in Italy, Austria and Yugoslavia (Decima, 1962; Krstic, 1971; Jiricek, 1983;





*Ilyocypris gibba*; Pleistocene in North America (Delorme, 1971), Pleistocene in England (Siddiqui, 1971; Whatley et al., 1971); Helvetian-Tortonian in Germany (Straub, 1952), Pleistocene (Triebel, 1941; Lüttig, 1955); Pliocene in France (Carbonnel, 1969); Holocene in Netherlands, Turkey (Wagner, 1957, Nazik et al., 1999); Pleistocene in Italy (Devoto, 1965); Upper Oligocene-Quaternary in Yugoslavia (Malez and Sokac, 1968), Pleistocene (Gagic and Sokac, 1970); Pliocene in Former Soviet Union (Agalarova, 1956); Pontian in Turkey (Gökçen, 1979; Nazik, 1988), Pliocene (Şafak, 1993b, Şafak et al., 1992; Nazik et al., 1992); Messinian (Şafak, 1993b; Şafak et al., 2009); Late Miocene (Nazik et al., 2008; Şafak, 2010a);

*Heterocypris salina*; Upper Miocene in Konya, Elbistan, İstanbul, Malatya (Turkey) (Freels, 1980; Şafak, 1997; Nazik, 1998; Nazik et al., 2008; Şafak, 2010a); Pliocene in Tufanbeyli, Burdur, İstanbul (Nazik et al., 1992; Tunoğlu and Bayhan, 1996; Şafak et al., 1999a,b); Plio-Pleistocene in Yalova, Konya-Karapınar, Elbistan (Witt, 2003; Beker et al., 2008; Tunoğlu et al., 2012), Holocene (Nazik et al., 1999); Late Miocene-Recent in North and Baltic Sea (Meisch, 2000); Middle Miocene in Serbia (Krstic, 1972); Upper Miocene in Slovakia (Pipik, 2001); Quaternary-Neogene in Middle East, North Africa and Europe (Meisch and Broodbakker, 1993; Gliozzi and Mazzini, 1998; Matzke-Karazs and Witt, 2005), Miocene-Recent in Europe, North Africa, Middle East, Central Asia and South America (Meisch, 2000);

*Candona (Caspicypris) alta*; Sarmatian in Caspian Basin (Zalanyi, 1929); Romania (Hanganu, 1974); Mio-Pliocene in South Carpathians (Vasiliev et al., 2005); Upper Miocene in Sivas and Şebinkarahisar (Turkey) (Freels, 1980), Pliocene in Sarız and Tufanbeyli (Turkey) (Şafak et al., 1992; Nazik et al., 1992); Pliocene-Pleistocene in Erzurum (Şafak, 2013);

*Cladarocythere apostolescui*; Early Oligocene and Late Eocene in England and Turkey (Keen, 1972; Şafak, 2008; Şafak et al., 2013; Şafak and Güldürek, 2014, Şafak et al., 2015);

*Cytheromorpha zinndorfi*; Early Oligocene in France and Turkey (Estéouille et al., 1986; Sönmez-Gökçen, 1973; Şafak, 1997; Şafak, 2010a; Şafak et al., 2013; Şafak and Güldürek, 2014; Şafak et al., 2015);

*Neocyprideis apostolescui*; Middle-Late Eocene and Early Oligocene in studies made in England, France and Turkey (Haskins, 1969; Oertli, 1985; Şafak, 1990; Şafak, 2008, 2010a,b; Şafak et al., 2013; Şafak and Güldürek, 2014; Şafak et al., 2015);

*Neocyprideis williamsoniana*; Early Oligocene in England and France (Haskins, 1969; Keen, 1972; Oertli, 1985); Late Eocene and Early Oligocene in Turkey (Şafak, 2008, 2010a,b; Şafak et al., 2013; Şafak and Güldürek, 2014; Şafak et al., 2015);

*Hemicyprideis montosa, Hemicyprideis elongata*; Lower Oligocene in England and France (Keen, 1972; Oertli, 1985); Lower Oligocene and Late Eocene in Turkey (Tanar and Gökçen, 1990; Şafak, 2008, 2010a,b; Şafak et al., 2005, 2013; Şafak and Güldürek, 2014; Şafak et al., 2015)

*Hemicyprideis helvetica*; Lower Oligocene in England, Paris and Turkey (Keen, 1972; Oertli, 1985, Şafak, 2008; 2010a; Şafak and Güldürek, 2014 Şafak et al., 2015); Upper Oligocene in Romania (Jiricek, 1983);

*Cytheridea pernota*; Upper Eocene and Lower Oligocene in England, France, Hungary, Romania and Turkey (Keen, 1972; Oertli, 1985; Monostori, 1983; Jiricek, 1983, Şafak, 2008; Şafak and Güldürek, 2014; Şafak et al., 2015);

*Cyamocytheridea punctatella*; Upper Eocene in Hungary and Romania and Lower Oligocene in NW Europe and Turkey (Monostori, 1983; Jiricek, 1983; Keen, 1972; Şafak, 2008; Şafak and Güldürek, 2014);

*Cyamocytheridea inflata*; Late Eocene- Early Oligocene (Deltel, 1963), Lower Oligocene (Oertli, 1985) in France- Akiten Basin.

*Loxoconcha delemontensis*; Oligocene in Germany (Lienenklaus, 1894); Lutetian-Rupelian in France-Akiten Basin (Deltel, 1961); Rupelian in Switzerland (Oertli, 1956); Sannoisian in NW Europe (Keen, 1972); Early Oligocene in Turkey (Sönmez-Gökçen, 1973);

*Xestoleberis subglobosa*; Lutetian-Bartonian in France-Paris Basin (Apostolescu, 1964; Bosquet, 1852); Late Eocene in Akiten Basin (Ducasse, 1959); Lutetian-Bartonian in Netherlands (Keij, 1957); Middle-Late Eocene – Oligocene in Turkey (Şafak, 1999; Şafak et al., 1999a,b; Şafak and Güldürek, 2014);

*Candona (Pseudocandona) fertilis*; Oligocene in Europe (Triebel, 1963), Early-Late Oligocen in Germany (Carbonel and Ritzkovski, 1969), Early-Late Oligocene in Switzerland and France (Carbonel, Weidmann and Berger; 1985, Keen, 1972) and Karsanti Basin/Adana (Ünlügenç et al., 1991; Şafak, 1993b; Şafak, 2010a,b, Şafak and Güldürek, 2014; Şafak et al., 2015);

*Eucypris pechelbronnensis*; Sannoisian in France (Pechelbronn) (Keen, 1972);

*Ilyocypris boehl*; Lower Oligocene in England (Keen, 1972); Lower and Upper Oligocene in Turkey (Sönmez-Gökçen, 1973; Tanar and Gökçen, 1990; Şafak, 1993a; Şafak et al., 2015).

## 5. Results

This study was carried out to micropaleontologically assess the successions in cores excavated around Yedikule during micro zonation study performed by the Istanbul Municipality in the southern part of European side in Istanbul province. For this reason, total of 85 core samples were collected from 3 drills excavated and classified wells. In succession, where limestone, marl, silty sandstone, sandstone, organic clay, claystone, clayey limestone and fossiliferous limestones are dense, 16 genera and 25 species of ostracods and 3 micro mollusc genera were described from samples belonging to Bakırköy and Danişmen/Gürpınar Formation.

Ostracod and gastropod genera and species such as; *Cyprideis seminulum* (Reuss), *C. torosa* (Jones), *C. anatolica* (Bassiouni), *C. pannonica* (Mehes), *C. sohni* Bassiouni, *Miocyprideis sarmatica* (Zalanyi), *Darwinula cylindrica* Straub, *Heterocypris salina* (Brady), *Ilyocypris bradyi* Sars, *I. gibba* (Ramdohr), *Ilyocypris* sp., *Candona (Caspiocypris) alta* (Zalanyi), *Candona (C) parallela pannonica* (Zalanyi), *Valvata* sp. were determined in Bakırköy Formation.

Ostracod genera and species such as; *Cytheromorpha zinndorfi* (Lienenklaus), *Cytheromorpha* sp., *Neocyprideis apostolescui* (Keij), *N. williamsoniana* (Bosquet), *Cytheridea pernota* (Oertli and Keij), *Cyamocytheridea punctatella* (Bosquet), *C. inflata* (Deltel), *Cyamocytheridea* sp., *Hemicyprideis montosa* (Jones and Sherborn),

*H. elongata* (Keen), *H. helvetica* (Lienenklaus), *Cladarocythere apostolescui* (Margerie), *Loxococoncha delemontensis* (Oertli), *Xestoleberis subglobosa* (Bosquet), *Candona (Pseudocandona) fertilis* (Triebel), *Eucypris pechelbronnensis* (Stchepinsky), *Ilyocypris boehli* (Triebel), and micro molluscs genera such as; *Viviparus* sp., *Avimactra* sp. were described in Danişmen/Gürpınar Formation.

Described ostracod species were correlated with studies carried out in Central Europe (Keen, 1972; Oertli, 1985; Monostori, 1983), Italy, France, Monte Negro, Romania, Austria, Hungary, Czech Republic (Mehes, 1908; Decima, 1964; Stancheva, 1965; Krstic, 1973) and in Turkey (Nazik, 1993; Tanar and Gökçen, 1990; Sönmez-Gökçen, 1973; Şafak, 2008, 2010; Şafak and Güldürek, 2014), and Bakırköy and Danişmen/Gürpınar formations were dated as Late Miocene and Early Oligocene, respectively.

*Candona*, *Candona (Pseudocandona)*, *Candona (Caspiocypris)*, *Eucypris*, *Heterocypris*, *Darwinula* from ostracoda genera described in drill cores and *Viviparus*, *Valvata* from micro gastropods present lake environment, micro pelecypod genera *Avimactra* and *Ilyocypris* lake-lagoon, *Cyprideis*, *Neocyprideis* lagoon, *Cytheromorpha*, *Cytheridea*, *Cyamocytheridea*, *Hemicyprideis*, *Xestoleberis* lagoon-littoral and *Miocyprideis* characterizes neritic environment.

Considering data of this and previous studies, the marl, silty sandstone, claystone, clayey limestones and fossiliferous limestones deposited especially in lower and upper layers of organic clay and claystone indicate that they contain generally lagoonal ostracods in both formations.

## Acknowledgements

The author would like to thank to engineers and the team of the micro zonation project of the Istanbul Municipality in providing and classifying drill core samples after 2006, to the Head of Geological Engineering of Çukurova University, to Aynur Gürbüz for SEM studies, the expert in Advanced Technological Education at the Research and Application Center in Mersin University and to Prof. Kemal Taşlı (Mersin University).

## References

- Agalarova, D.A. 1956. Microfauna from Productive Beds in Azerbaijan and Red Deposits in Turkmenistan, Turkmen SSR., *Ylymlar Akademiasy, Geol. Inst.*, 190p., Ashgabat.
- Akartuna, M. 1953. Çatalca-Karacaköy bölgesinin jeolojisi, İstanbul Üniversitesi Fen Fakültesi Monografileri, 13, 88s.
- Apostolescu, V. 1964. Répartition stratigraphique générale des ostracodes du Paléogène des Bassins de Paris et Bruxelles, *Colloque Paléogène*, Mémoires. B.R.G.M., no. 28.
- Arınc, C. 1955. <http://www.ibb.gov.tr>
- Aslaner, M. 1966. Tozraklı-Poyralı linyitleri ve Pınarhisar civarının jeolojisi: *Maden Tetkik ve Arama Dergisi* 66, 126-142, Ankara.
- Athersuch, J. Horne, D.J., Whittaker, J.E. 1989. Marine and Brackish Ostracods, *Synopses of the British Fauna* (N.S.), 43.
- Bassiouni, M.A. 1979. Brackische und marine Ostrocoden (Cytherideinae, Hemicytherinae, Trachyleberidinae) aus dem Oligozoen und Neogen der Türkei, *Geol. Jb. Reihe B*, Heft 31, Hannover, 1-200.
- Bear, H., Wright J.A. 1960. Stratigraphy of the Ganosdağ, Korudağ and Keşan Hills District I, (Thrace), *TPAO Arşiv* no: 736, Ankara (unpublished).
- Beker, K., Tunoğlu, C., Ertekin, I, K. 2008. Pliocene—Lower Pleistocene Ostracoda fauna from Insuyu Limestone (Karapınar-Konya/Central Turkey) and its paleoenvironmental implications, *Geol. Bull. Turkey* 51, 1—31
- Boer, N.P. de 1954. Report on geological reconnaissance in Turkish Thrace. G.A. Report no: Ç 25373, Petrol Dairesi, The Hague, February, 1954.
- Bosquet, J. 1852. Description des Entomostracés fossiles des terrains tertiaires de la France et de la Belgique: Mémoires Couronnes et Mémoires des Savants Etrangers publiés par l'Académie Royale des Sciences des lettres et des Beaux-Arts de Belgique., 24 81850-1852): 1-142.
- Bremer, H. 1978. Paleontoloji, *Ege Üniversitesi Fen Fakültesi Kitapları Serisi*, No. 46, Bornova-İzmir.
- Carbonnel, G., Ritzkovski, S., 1969. Ostrocodes Lacustres de l'Oligocene (Melanienon) de la Hesse (Allemagne). *Arch. Sc.*, Geneve, 22:1, 55-82.
- Carbonnel, G., 1969. Les Ostracodes du Miocène Rhodanien, Docum. Lab. *Géol. Fac. Sci.* Lyon, 32, I: 228 s., 11Abb., 16 Taf., 4 Tab., Lyon.
- Carbonnel, G., Weidmann, M., Berger, J.P. 1985. Les Ostracodes lacustres et saumâtres de la molasse de suisse occidentale. *Revue de Paleobiologie*, 4:2, 215-251.
- Decima, A. 1964. Ostracodi del genus Cyprideis Jones del Neogene e del Quaternario Italiani, *Paleontographia Ital.*, V:62, 81-133, 9 Abb., Taf. 24-38, Pisa.
- Delorme, L.D., 1971. Paleocological determinations using Pleistocene freshwater ostracodes: *Bulletin Centre rech.*, 5, 341-347, Pau-SNPA.
- Deltel, B. 1961. Les Ostracodes du Paléogène moyen et supérieur d'Aquitaine méridionale, Univ. de Bordeaux, 30 Cycle, no. D'ordre 95, Bordeaux.
- Deltel, B. 1963. Nouveaux ostracodes de l'Eocène et de l'Oligocene de l'Aquitaine méridionale: *Actes Societe Linn. V.* 100, Bordeaux.
- Devoto, G. 1965. Lacustrine Pleistocene in the Lower Liri Valley.-*Geol. Romana*, 4:291-368, 61 Figure; Roma.
- Ducasse, O. 1959. Les Ostracodes del'Eocène du soussol Bordelais: répartition, intérêt stratigraphique et paléogéographique. Université de Bordeaux, Thèse 3 Cycle, Bordeaux.
- Erentöz, C. 1953. Etudes géologiques dans la région de Çatalca (İstanbul), Publ. Maden Tetkik ve Arama Genel Müdürlüğü Ser. B., No: 17, Ankara.
- Estéoule-Choux, J., Margerel, J-P., Guernet, C., Rivoalland, H. 1986. Données sur le bassin stampien de Quessos (massif armoricain), Etude sédimentologique et micropaléontologique du gisement du moulin de Boguet. *Revue de Micropaléontologie* V. 28, N. 4, p. 243-254, Paris.
- Freels, D. 1980. Limnische Ostrakoden aus jungtertiär und Quartär Turkey. *Geol. Jahr.Reihe B*, Heft 39, 172 s., Hannover.
- Gagic, N., Sokac, A. 1970. Fauna Ostracoda Paludirskih naslaga vukomedickin gorica: VII. Kongres geologa str. Jugoslavie-Zagreb, 28, 9, 1979, s. 1311-1148.

- Gliozzi E., Mazzini I. 1998. Palaeoenvironmental analysis of the 250,000 years Quaternary sediment core of vale di Castiglione (Latium, Italy) using Ostracods. In: Crasquin-Soleau, Braccini, and Lethiers (Eds.): What about Ostracoda. Elf., 69—81.
- Gökçen, N. 1979. Denizli-Muğla Çevresi Neojen istifinin Stratigrafisi ve Paleontolojisi Doçentlik Tezi, Hacettepe Üniversitesi, Ankara.
- Gökçen, S.L. 1967. Eocene-Oligocene Sedimentation in the Keşan Area, SW Turkish Thrace, *Maden Tetkik ve Arama Dergisi* Institute of Turkey, No. 69, Ankara.
- Guernet, C., Sauvage, J., Soulie Marsche, I. 1977. Le Levantin De Joanina (Epire, Grece): Observations stratigraphiques et paleontologiques, *Geobios*, no: 10, fasc: 2, 297-309, Lyon.
- Hanganu, E. 1974. Observations sur l'ostracofaune pontienne de la région entre la vallée du Danube et la vallée du Motru, *Revista Espanola Micropaleontologia*, 6, 3, 335-345, 3 Taf., Madrid.
- Hartmann, G., Puri, H. 1974. Summary of neontological and paleontological classification of Ostracoda, Mitteilungen aus dem hamburgischen Zoologischen Museum und Institut, 70, 7-73.
- Haskins, C.W. 1969. Tertiary Ostracoda from the Isle of Wight and Barton, Hampshire, England, *Revue de Micropaléontologie*, Part IV, N. 3, Paris.
- Jiríček, R. 1974. Biostratigraphische Bedeutung der Ostracoden des Sarmats s. str. In: E. Brestenská (ed.), *Chronostratigraphie und Neostratotypen*, M5, Sarmatien, 434-457. VEDA, Bratislava.
- Jiricek, R. 1983. Redefinition of the Oligocene and Neogene Ostracod Zonation of the Paratethys, *Knihovnicka Zemniho plynu a nafyt* (Nr.4) pp. 195-236/6, Hodonin.
- Jiríček, R., Řiha J. 1990. Correlation of Ostracod Zones in the Paratethys and Tethys. In: Proceedings of the *International Symposium on Shallow Tethys* 3, Sendai, Japan, September 1990. Saito Hoon Kai Spec. Publ. 3, 435—457.
- Keen, M.C. 1972. The Sannoisian and some other Upper Palaeogene Ostracoda from North-west Europe, *Palaeontology*, V. 15, Part 2, London.
- Keij, A. 1957. Eocene and Oligocene Ostracoda of Belgium, Institut Royale Science Naturelles Belgique, Brussels, Mémoires No. 136:1-210.
- Kellog, H.E. 1973. Geology and petroleum prospect gulf of Saros and vicinity Southwestern Thrace, Turkey, *TPAO Arşiv* no: 902 Ankara (unpublished).
- Kemper, E., 1966. Beobachtungen an obereozänen Riffen am Nordrand des Ergene Beckens (Türkei-Thrazien), *Neues Jahrbuch Geologische Palaeontologische Abhandlungen*, 125, 540-554.
- Keskin, C. 1974. Kuzey Ergene Havzasının Stratigrafisi, Türkiye II. Petrol Kongresi Tebliğleri
- Kollmann, K. 1960. Cytherideinae und Schulerideinae n. subfam. (Ostracoda) aus dem Neogen des östlichen Österreich, *Mitt. Geol. Ges. Wien*, 51: 89-195, 5 Abb., 4 Tab., 21 Taf., 1 Kt., Wien.
- Krstic, N. 1963. Pontian ostracodes at some localities in Serbiawith regards to the family Cytheridae, *Vesnik*, A21: 103-110, Abb.1-12, 2 Tab., Beograd.
- Krstic, N. 1970. Ostracodes des couches congériennes: 1. Cyprideis II.-*Bull. Mus. Hist. Nat.*, A23: 153-183, 8 Taf., Beograd.
- Krstic, N. 1971. Neogene Ostracoden aus Serbien revision des Originalmaterials zu Zalanyi (1929), Földtani Közlöny, *Bulletin Hungarian Geol. Soc.*, 101: 373-379, 3 Taf., Budapest.
- Krstic, N. 1972. Neue Ostracoden aus der Obermiozän von Donja mutnica (Paracin, Serbien), *Bulletin Scientifique* A17, 153-155.
- Krstic N. 1973. Pliocene Ostracodes from Metohija. 1. Pontian of the Krusevo locality. *Bull. Mus. Hist. Nat.*, Ser. A, Livre 28,151-173.
- Lebküchner, R.F., 1974. Orta Trakya Oligoseninin jeolojisi Hakkında, *Maden Tetkik ve Arama Genel Müdürlüğü Raporu*, No. 2983, Ankara (unpublished),
- Lienenklaus, E. 1894. Monographie der Ostrakoden des Nordwestdeutschen Tertiaers, *Zeitschrift der Deutschen Geologischen Gesellschaft* 46.
- Lüttig, G. 1955. Die Ostrakoden des Interglazials von Elze, *Paläontologische Zeitschrift*, 29, 3/4: 146-169, 3 Taf., Stuttgart.
- Maden Tetkik ve Arama Genel Müdürlüğü Trakya Bölgesi Litostratigrafi Birimleri, Stratigrafi Komitesi, Litostratigrafi Birimleri Serisi-2, 2006.

- Malez, M., Sokac, A. 1968. New conception on the age of the freshwater deposits of Ervenik and Zegar fields in Dalmatia: *Bull. Scientifique, A.*, 13 811-12), 371.
- Matzke-Karasz R., Witt W. 2005. Ostracods of the Paratethyan Neogene Kılıç and Yalakdere Formations near of Yalova (Izmit Province, Turkey). *Zitteliana A* 45, 115—133.
- Mehes, G. 1908. Beiträge zur Kenntnis der pliozänen Ostrakoden Ungarns. II. Die Darwinulidäen und Cytheridäen der unterpannonischen Stufe, Földtani Közlöny, (Suppl.),38 (7-10): 601-635, 3 Abb., Taf. 8-11, Budapest.
- Meisch, C. 2000. Freshwater Ostracoda of Western and Central Europe, Süßwasserfauna von Mitteleuropa 8/3, *Akademischer Verlag*, Heidelberg.
- Meisch, C., Broodbakker, N.W. 1993. Freshwater Ostracoda (Crustacea) collected by Prof. J.H. Stock on the Canary and Cape Verde Islands. With an annotated checklist of the freshwater Ostracoda of the Azores, Madeira, the Canary, the Selvagens and Cape Verde Islands, *rav. Sci. Nat. Hist. Nat. Luxembourg* 19 (Ostracoda),1—75.
- Monostori, M. 1983. Ostracodes of Eocene/Oligocene Boundary profiles in Hungary, *Annales Universitatis Scientiarum Budapestinensis de roland, Eötvös Nominatae Sectio Geologica tomus XXV*.
- Nazik, A. 1988. Ulukışla Tersiyer İstifinin stratigrafik ve mikropaleontolojik ostrakod ve foraminifer) incelemesi, *Ç.Ü. Fen Bilimleri Enstitüsü Yüksek Lisans Tezi*, 128 s., Adana.
- Nazik, A. 1998. Bakırköy formasyonunun (Küçükçekmece-İstanbul) ostrakod faunasına göre yaşı ve oluşum ortamı hakkında yeni görüşler, *İstanbul Üniversitesi Mühendislik Fakültesi Yerbilimleri Dergisi*, Cilt:11, 87-101.
- Nazik, A., Şafak, Ü., Şenol, M. 1992. Micro-paleontological Investigation (Ostracoda) of the Pliocene sequence of the Tufanbeyli (Adana) Area, *Yerbilimleri*, 1992 1st International Symposium on Eastern Mediterranean Geology, proceedings and abstracts, 281-304, Adana.
- Nazik, A., Gökçen, N. 1995. Ostracods of the uppermost Tertiary srquence of the North Adana Basin and Misis area, in *Ostracoda and Biostratigraphy*, J. Riha, ed: A. A. Balkema, Rotterdam, p. 251-260, Balkema-Rotterdam.
- Nazik, A., Evans, G., Gürbüz, K. 1999. Sedimentology and palaeontology with special reference to the ostracoda fauna of Akyatan Lagoon (Adana-SE Turkey ). *Geosound* 35, 127-147.
- Nazik, A., Türkmen, İ., Koç, C., Aksoy, E., Avşar, N., Yayık, H. 2008. Fresh and Brackish Water Ostracods of Upper Miocene Deposits, Arguvan/Malatya (Eastern Anatolia), *Turkish Journal of Earth Sciences*, Vol. 17, pp. 481-495.
- Oertli, H.J. 1956. Ostrakoden aus der oligozänen und miozänen Molasse der Schweiz. *Abhandlungen der Schweizerischen paläontologischen Gesellschaft*, 74: 1-119, Basel.
- Oertli, H.J. 1985. Atlas des Ostracodes de France. *Bull. centres rech. explor.-prod. Elf-Aquitaine*, Mem. 9. Pau 1985. *Mémoires Elf-Aquitaine*,9, p.17-311 Paléogène.
- Ozansoy, F. 1962. Doğu Trakya Alt Oligosen Antrakoterienleri, *Maden Tetkik Arama Enstitüsü Dergisi*, 58, 85-96, Ankara.
- Ozansoy, F. 1964. Le niveau du Sannoisien et sa faune mamalienne de la Thrace Orientale (Turquie) dans le Systeme de l'Oligocene d'Europe. *Mem. Bureau Rech. Geol. et Min. Colloque sur le Paleogene*. Sept. 1962, II, Bordeaux
- Pamir, H.N., 1954. Recherces géologiques au Bassin d'Ergene, *Rev. Fac. Sci. Univ. d'İstanbul*, série b, t. 19, fasc.1.
- Pamir, H. N. Sayar, A. M. 1933. Vertebres fossiles de Küçükçekmece. *Extrait du Bull. Fac. Sci. İstanbul* (No. 3 et 4), *Publ. Inst. Geol. Univ. İstanbul*, No. 8.
- Pipik, R. 2001. Les ostracodes d'un lac ancien et ses paléobiotopes au-Mioène supérieur: Le Bassin de Turiec (Slovaquie), *Thèse Université Claude Bernard Lyon*, 337.
- Pokorny, V. 1944. La microstratigraphie du Pannonien entre Hodonin et Mikulcice, *Bull. İnt. Acad. Tcheque Sci.*, 23, 1-25.
- Remane, A. 1958. Die Biologie des Brackwassers. In: THIENEMANN, A: Die Binenge wasser, Einzeldarstellungen aus der Limnologie und ihren Nachbargebieten, 22: 1-348.

- Rückert-Ülkümen, N. 1964. Tertiäre Fische aus Thrakien und den Dardanellen, *İstanbul Üniversitesi Fen Fakültesi Monografileri*, no. 16.
- Rückert-Ülkümen, N. 1965. Fossile Fische aus dem Sarmat von Pınarhisar (Türkisch-Thrakien), *Senckenbergiana*, Bd. 46a, Frankfurt.
- Rückert-Ülkümen, N., Özkar-Öngen, İ., Çevik-Öner, B. 2009. Doğu Paratetis'in Ergene Havzası'ndaki paleobiyocoğrafik özellikleri, *İstanbul Yer bilimleri Dergisi*, C. 22, s.2, 119-140.
- Sayar (Arınç) C. 1955. Haliç-Küçükçekmece bölgesinin jeolojisi, Doktora tezi, İTÜ Maden Fakültesi Yayını.
- Sayar, C. 1977. İstanbul yeni iskan yöreleri geoteknik ve sismik etüdü, B.Ü. *Deprem Araştırma Enstitüsü* rapor no: 77-14T. (unpublished).
- Sayar, C. 1989. İstanbul ve çevresi Neojen çökelleri ve Paratetis içindeki konumu, İTÜ Maden Fakültesi. *35. Yıl Sempozyumu Kitabı*, s. 250-266.
- Sayar, C. 1991. Paleontoloji Omurgasız Fosiller, İstanbul Teknik Üniversitesi Kütüphanesi Sayı: 1435, İstanbul.
- Sayar, C. 1992. Biyostratigrafi, İstanbul Teknik Üniversitesi Yayınları, 1484, 336 s.
- Sıddıqui, Q. 1971. Early Tertiary Ostracoda of the family Trachyleberididae from West Pakistan: British Museum (Natural History), *Geol. Supp.* 9, 1-195.
- Sissingh, W. 1972. Late Cenozoic Ostracoda of the South Aegean Island Arc, *Utrecht Micropaleontological Bulletins*, 6: 1-187.
- Siyako, M. 2002. Trakya Havzası Tersiyer Kaya Birimleri, Trakya Bölgesi Litostratigrafi Birimleri, *Maden Tetkik ve Arama Genel Müdürlüğü Stratigrafi Komitesi Litostratigrafi Birimleri Serisi-2*, 2006, 43-77, Ankara.
- Sönmez, N. 1963. Deux nouveaux genres d'Ostracodes du Paléogène de Thrace (Turquie). *Revue de Micropaléontologie*, V. 6, no. 2, Paris.
- Sönmez-Gökçen, N. 1964. Notice sur le nouvel age determine par les Ostracodes de la serie a Congeria du Neogene des environs de Çatalca (Thrace). *Maden Tetkik ve Arama Dergisi*, No. 63, Ankara.
- Sönmez-Gökçen, N. 1973. Etude paléontologique (ostracodes) et stratigraphique de niveaux du Paléogène du Sud-Est de la Thrace, *Maden Tetkik ve Arama Dergisi*, No.147, Ankara.
- Stancheva, M. 1965. Ostracoda from the Neogene in North-Western Bulgaria, IV. Pontian Ostracoda; V. Development and stratigraphical importance, *trav. Géol. Bulgarie, ser. Paléont.*, 7: 15-69, 8 Tab., 4 Taf., Sofia.
- Stancheva, M. 1966. Notes on the stratigraphy and the ostracoda fauna from the Pliocene and post Pliocene in the district of Silistra. Bult.“S. Dimitrov” Inst. *Géol., Série Paleont.* 15, 205—209.
- Straub, E.W. 1952. Mikropaläontologische Untersuchungen im Tertiär zwischen Ehingen und Ulm an der Donau. *Geologisches Jahrbuch* 66, 433—524.
- Sümengen, M., Terlemez, İ. 1991. Güneybatı Trakya Yöresi Eosen Çökellerinin stratigrafisi, *Maden Tetkik Arama Dergisi*, 113, 17-30, Ankara.
- Şafak, Ü. 1990. Malatya Kuzeybatısının (Medik-Ebreme yöresi) Üst Lütisiyen Ostrakod Faunası, *Ç.Ü. Müh-Mim Fak. Dergisi*, Cilt 5, Sayı 1, 135-149, Adana.
- Şafak, Ü. 1993a. Karsanti yöresinde (KKD Adana) yüzeyleyen Tersiyer istifinin Ostrakod dağılımı ve ortamsal özellikleri, *Türkiye Jeoloji Bülteni*, c.36 s. 1.
- Şafak, Ü. 1993b. Antakya Havzası ostrakod biyostratigrafisi, *Türkiye Jeoloji Bülteni*, c.36, s.2, 115-137, Ankara.
- Şafak, Ü. 1997. Bakırköy Havzası (İstanbul) Tersiyer Çökellerinin Ostrakod Faunası, *Yerbilimleri*, 30, 255-285.
- Şafak, Ü. 1999. Karaman civarında yüzeyleyen Eosen istifinin mikropaleontolojik Planktonik foraminifer-ostrakod) İncelenmesi, *Maden Tetkik Arama Dergisi*, 121, 1-17, Ankara.
- Şafak, Ü. 2003. Yumurtalık Koyu (Adana) Ostrakod Topluluğu, *Maden Tetkik Arama Dergisi*, 126, 1-10, Ankara.
- Şafak, Ü. 2008. Malkara (Tekirdağ) yöresi Erken/Alt Oligosen çökellerinin ostrakod faunası ve ortamsal özellikleri, *Ç.Ü. Yerbilimleri Dergisi*, Sayı:52, s 263-282, Adana.
- Şafak, Ü. 2010a. Güney-Buldan-Babadağ-Yenicekent-Kale (Denizli, GB Anadolu) Çevresi Tersiyer Çökellerinin Ostrakod Topluluğu ve Ortamsal Özellikleri, *KSÜ Mühendislik Bilimleri Dergisi*, 13 (2), 44-62.

- Şafak, Ü. 2010b. Pınarhisar-Vize/Kırklareli (KB Anadolu) Yöresi Oligosen Yaşlı Linyitli Çökellerin Ostrakod Faunası ve Ortamsal Özellikleri, *TPJD Bülteni*, Cilt:22, Sayı:2, s. 11-29, Ankara.
- Şafak, Ü. 2013. Hınıs (Erzurum, Doğu Anadolu) yöresindeki volkano-sedimanter Yolüstü Formasyonu ostrakod faunası ve ortamsal özellikleri, *Maden Tetkik Arama Dergisi*, 146, 55-81, Ankara.
- Şafak, Ü. 2014. Yedikule-İstanbul Bölgesi Erken Oligosen Çökellerinin ostrakod faunası ve ortamsal özellikleri, 15. Paleontoloji-Stratigrafi Çalıştayı Bildiri Özleri Kitabı, s. 55-56, Side, Antalya.
- Şafak, Ü. Nazik, A. Şenol, M. 1992. Kayseri Güneydoğusu (Sarız) Pliyosen Ostrakod ve Gastropod Faunası, *Ç. Ü. Müh. Mim. Fak. Dergisi*, Cilt 7, Sayı 1, s. 171-195, Adana.
- Şafak, Ü. Taner, G. 1998. Kılbasan Yöresinde (Karaman Kuzeyi) Bulunana Kuvterner Tatlısu Faunası, *Maden Tetkik Arama Dergisi*, 120, 35-45, Ankara.
- Şafak, Ü., Avşar, N., Meriç, E. 1999a. Ostracoda and benthic foraminifera of tertiary sequence of western part of İstanbul, *Yerbilimleri Dergisi*, 4 th *European Ostracodologists Meeting*, No:35, p. 173-201, Adana.
- Şafak, Ü., Avşar, N., Meriç, E. 1999b. Batı Bakırköy (İstanbul) Tersiyer Çökellerinin ostrakod ve foraminifer topluluğu, *Maden Tetkik Arama Dergisi*, No. 121, s. 17-33, Ankara.
- Şafak, Ü., Kelling, G., Gökçen, N.S., Gürbüz, K. 2005. The mid-Cenozoic succession and evolution of the Mut Basin, southern Turkey, and its regional significance. *Sedimentary Geology*, 173, p. 121-150.
- Şafak, Ü., Kapucuoğlu, U., Heybeli-Donat, D. 2009. Besni-Kahta (Adıyaman) Civarında Yer Alan Tersiyer İstifinin Ostrakod faunası ve Ortamsal Yorumu. *Ç.Ü. Müh. Mim. Fak. Dergisi*, Cilt 24, Sayı 1-2, 193-208, Adana.
- Şafak, Ü., Ocakoğlu, F., Açıkalın, S. 2013. Ostracod associations and depositional environments of Eocene sections in the Central Sakarya Region (NW Anatolia). 17 th International Symposium on Ostracoda, *IL Naturalista Siciliano* Vol. XXXVII, N.1, pp.333-334, Roma, Italy.
- Şafak, Ü., Güldürek, M. 2014. KB Trakya Eosen-Oligosen geçişinin ostrakod topluluğu: Kırklareli Edirne yöresi 7KB Türkiye, 67th Türkiye Jeoloji Kurultayı Bildiri Özleri Kitabı, 726-727, Ankara.
- Şafak, Ü., Özseri, F., Yıldız, C.E. 2015. Tekirdağ yöresi Oligosen çökellerinin (Hacısungurlu Sondajı) ostrakod faunası ve ortamsal özellikleri, 68th Türkiye Jeoloji Kurultayı Bildiri Özleri Kitabı, 552-553, Ankara.
- Şenol, M., 1980. Keşan (Edirne) ve Marmara Ereğlisi (Tekirdağ) Yörelerinde Oligosen Yaşlı Birimlerin Çökel Ortamları ve Linyit Oluşumları, *TJK Bülteni*, C. 23, 133-140, Ankara.
- Tanar, Ü., Gökçen, N. 1990. Mut-Ermenek Tersiyer İstifinin Stratigrafisi ve Mikropaleontolojisi, *Maden Tetkik Arama Enstitüsü Dergisi*, 110, 175-181, Ankara.
- Taner, G. 1980. Das Neogen der Umgebung Yalova, Communications de la Faculté des Sciences de l'Université d'Ankara, Série C1, Géologie, Tome 23, Ankara.
- Ternek, Z. 1949. Geological study of the region of Keşan-Korudağ, *Maden Tetkik ve Arama Enstitüsü Neşriyatı*, D12, 78 s.
- Ternek, Z. 1987. Türkiye Jeoloji Haritası: 1/500.000 Ölçekli, İstanbul. *Maden Tetkik ve Arama Genel Müdürlüğü*, Ankara.
- Töth, E. 2008. Budapest Sarmatian (Middle Miocene) ostracod fauna from the Zsámberk Basin, Hungary, *Geologica Pannonica* 36, 101—151
- Triebel, E. 1941. Zur Morphologie und Ökologie des fossilen Ostracoden, Mit Beschreibung einiger neuer Gattungen und Arten, *Senckenbergiana Lethaea*, 23 (4-6): 294-400.
- Triebel, E. 1963. Ostrakoden aus dem Sannois und Jungeren Schichten des Mainzer Beckens: 1. Cypritidae, *Senckenbergiana*, Bd. 44, Frankfurt.
- Tunoğlu, C., Çelik, M., Temel, A. 1995. Doğanbey-Seydişehir (GB Konya yöresi) Neojen istifinin ostrakod topluluğu ve ortamsal yorumu, KTÜ 30. Yıl Sempozyum Bildirileri, Trabzon.
- Tunoğlu, C., Bayhan, E. 1996. Burdur Havzası Pliyosen istifinin mikropaleontolojik incelenmesi ve ortamsal yorumu, *Maden Tetkik Arama Enstitüsü Dergisi*, 118, 9-16, Ankara.

- Tunođlu, C., Besbelli, B., Ertekin, I.M.K. 2012. Ostracoda (Crustacea) association and a new species (*Dolerocypris anatholia* nov.sp.) from the Pliocene-Pleistocene Afşin-Elbistan (Kahramanmaraş) Coal Basin of Turkey, *Geologica Carpathica*, 63, 2, 165-174.
- Ünal, A. 1996. Gelibolu Yarımadası Neojen İstifinin ostrakod biyostratigrafisi, Yüksek Müh. Tezi, Hacettepe Üniv., 160 s., Ankara.
- Ünal, A., Tunođlu, C. 1996. The upper Miocene Ostracoda fauna of Gelibolu Peninsula (NW Turkey), 30 European Ostracodologists Meeting, Abstracts, Bierville, Paris, p. 23.
- Ünlügenç, U.C., Demirkol, C., Şafak, Ü. 1991. Adana Baseni K-KD'nda yer alan Karsanti Baseni Çökellerinin Stratigrafik-Sedimentolojik Ni-telikleri, A. Suat Erk Jeoloji Simpozyumu (2-5 Eylül 1991), Bildirileri, 1993, s. 215-227, Ankara.
- Van Morkhoven, F.P.C.M. 1963. Post-Palaeozoic Ostracoda, V.II, 478 p., Newyork.
- Vasiliev, J., Krigsman, W., Stoica, M., Langereis, Cor G. 2005. Mio-Pliocene magnetostratigraphy in the southern Carpathian foredeep and Mediterranean-Paratethys correlations, *Terra Nova*, 17, 376-384.
- Wagner, C. W. 1957. Sur les ostracodes du Quaternaire Récent des Pays-Bas et leur Utilisation dans l'étude géologique des Dépôts Holoènes, Dissertation Univ. De Paris, 259 pp.
- Wenz, W. 1922. Zur Nomenklatur tertiärer Land und Süßwassergastropoden, *Senckenbergiana*, Bd. IV, Heft 5, 2, 75-86, Frankfurt.
- Whatley, R.C., Kaye, P. 1971. The palaeoecology of Eemian (last interglacial) Ostracoda from selsey: Sussex. *Bull. Centre Rech.*, 5: 311-330, Pau-SNPA.
- Witt, W. 2003. Freshwater ostracods from Neogene deposits of Develiköy (Manisa Turkey), *Zittelina*, A 43, 93—108.
- Witt, W. 2011. Mixed ostracod faunas, co-occurrence of marine Oligocene and non-marine Miocene taxa at Pınarhisar, Thrace, Turkey, *Zitteliana*, A51, 237-254.
- Zalanyi, B. 1929. Morpho-systematische Studien über fossil: Muschelkrebse, *Geological of Hungary Services Paleontology*, 5:1-153.



## **PLATE**

**PLATE I**

Figure 1. *Cladarocythere apostolescui* (Margerie)

1. Carapace, right lateral view, drill log no 3, sample no 29

Figure 2-3. *Cytheromorpha zinndorfi* (Lienenklaus)

2. Right valve, external view, drill log no 2, sample no 28

3. Carapace, right lateral view, drill log no 1, sample no 26

Figure 4-5. *Cytheridea pernota* (Oertli and Keij)

4. Carapace, left lateral view, drill log no 1, sample no 24

5. Carapace, right lateral view drill log no 1, sample no 24

Figure 6-7. *Neocyprideis williamsoniana* (Bosquet)

6. Left valve, external view, drill log no 1, sample no 25

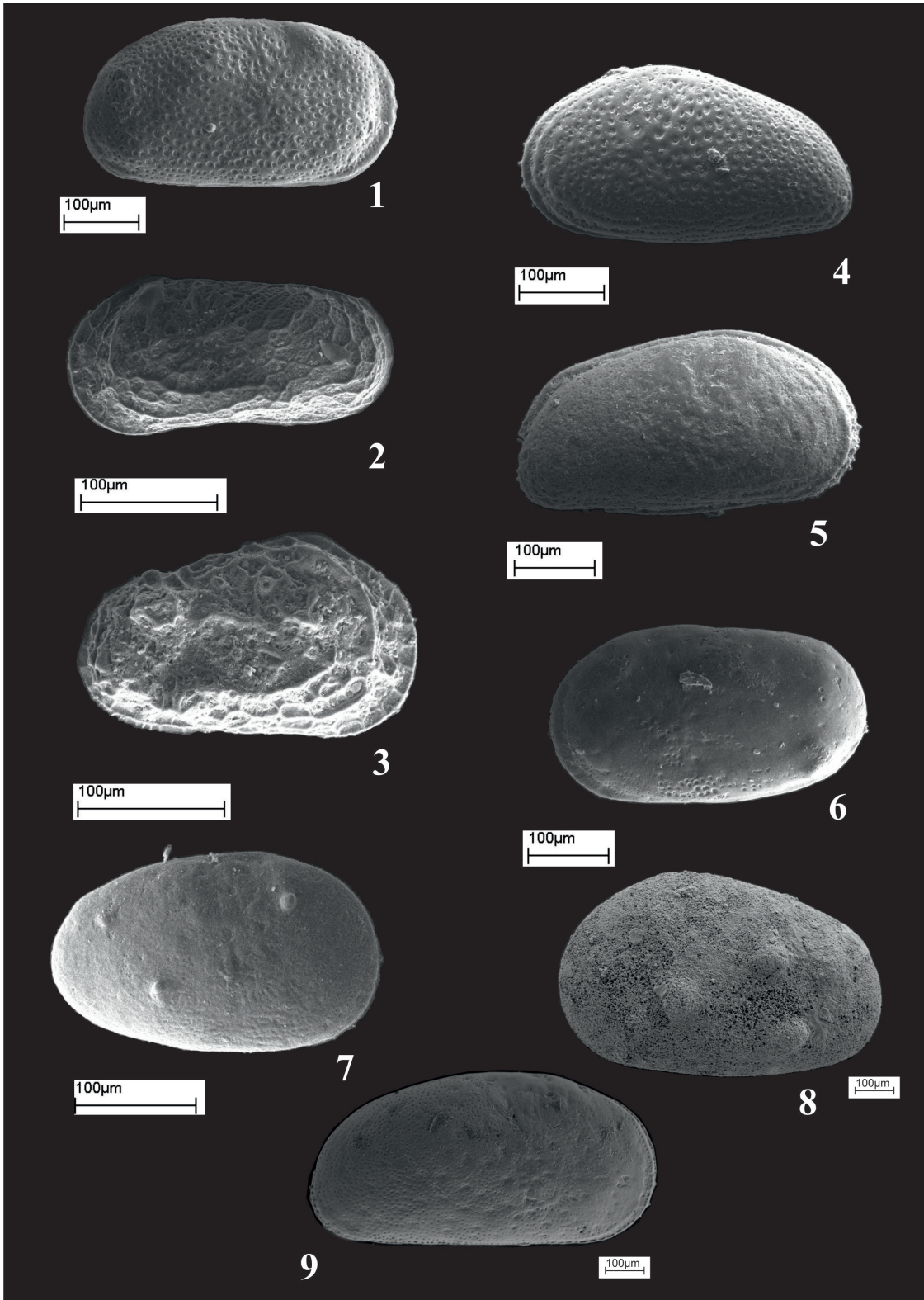
7. Carapace, right lateral view, drill log no 3, sample no 30

Figure 8. *Cyprideis anatolica* Bassiouni

8. Left valve, external view, drill log no 1, sample no 9

Figure 9. *Cyprideis torosa* (Jones)

9. Right valve, external view, drill log no 3, sample no 19



**PLATE II**

Figure 1-2. *Cyprideis torosa* (Jones)

1. Carapace, right lateral view, drill log no 1, sample no 10
2. Carapace, left lateral view, drill log no 3, sample no 2

Figure 3-5. *Cyprideis pannonica* (Mehes)

3. Left valve, external view, drill log no 3, sample no 21
4. Left valve, external view, drill log no 1, sample no 10
5. Carapace, left lateral view, drill log no 2, sample no 13

6. *Miocyprideis sarmatica* (Zalanyi)

6. Carapace, left lateral view, drill log no 2, sample no 11

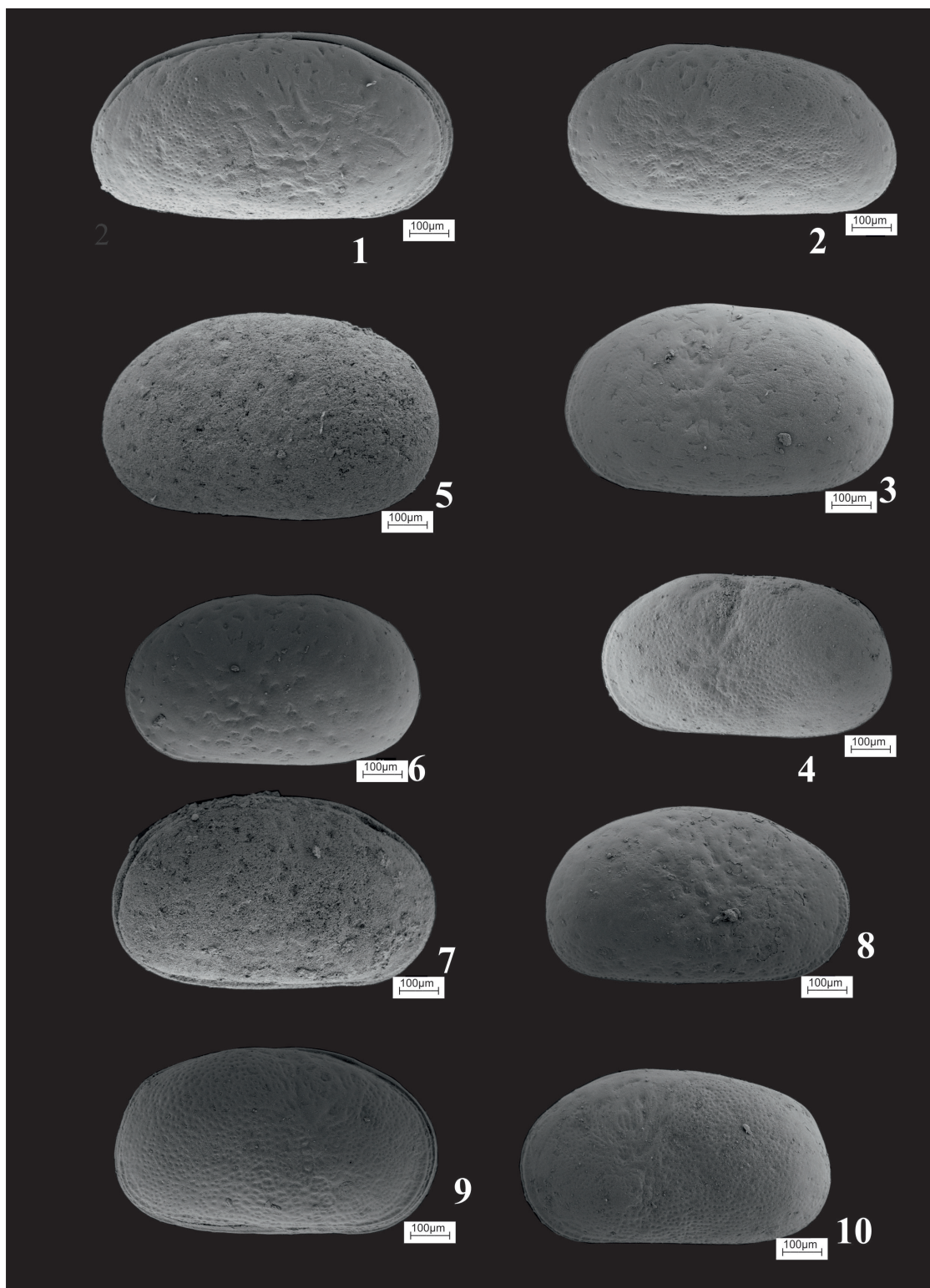
Figure 7-8. *Cyprideis seminulum* (Reuss)

7. Carapace, left lateral view, drill log no 3, sample no 20
8. Left valve, external view, drill log no 2, sample no 11

Figure 9-10. *Cyprideis sublittoralis* Pokorny

9. Carapace, right lateral view, drill log no 2, sample no 15
10. Carapace, left lateral view, drill log no 2, sample no 15

PLATE II



**PLATE III**

Figure 1-2. *Heterocypris salina* (Brady)

1. Carapace, left lateral view, drill log no 3, sample no 25
2. Carapace, right lateral view, drill log no 3, sample no 1

Figure 3. *Xestoleberis ventricosa* Mueller

3. Carapace, left lateral view, drill log no 3, sample no 21

Figure 4. *Xestoleberis subglobosa* (Bosquet)

4. Carapace, left lateral view, drill log no 1, sample no 24

Figure 5. *Darwinula cylindrica* Straub

5. Carapace, left lateral view, drill log no 1, sample no 18

Figure 6. *Candona (Caspiocypris) alta* (Zalanyi)

6. Right valve, external view, drill log no 1, sample no 10

PLATE III

