

THE RELATION BETWEEN URARTIAN TEMPLE GATES AND MONUMENTAL ROCK NICHES *

Dr. M. TANER TARHAN — Dr. VELİ SEVİN

The relation of doors and windows to the wall is a fundamental architectural problem. Size, number, and placing of the openings are determined to an essential degree by environment and climate, but shape and proportion are a decisive factor in the *artistic* effect of a building. Even a moderately initiated layman can distinguish a Romanesque, Gothic, or Renaissance structure by the form of its doors and windows rather than by its total effect.

As a result of the many excavations and considerable research done in Urartian centers during recent years, important conclusions have been drawn concerning the architecture of Urartian temples. It has become clear that the structures with a square shaped single

* University of İstanbul, Faculty of Letters, Center for Historical and Archaeological Research in Van Region, publication series, No: 4.

Abbreviations:

- Altntepe I* : T. Özgüç, *Altntepe Mimarlık Anıtları ve Duvar Resimleri (Architectural Monuments and Wall Paintings)*, Ankara, 1966.
- Altntepe II* : T. Özgüç, *Altntepe II: Mezarlar, Depo Binası ve Fildişi Eserler (Tombs, Storehouse and Ivories)*, Ankara, 1969.
- Architektur Kleinasiens*: R. Naumann, *Architektur Kleinasiens von ihren Anfängen bis zum Ende der hethitischen Zeit*, Tübingen, 1971².
- Kunst Anatoliens*: E. Akurgal, *Die Kunst Anatoliens von Homer bis Alexander*, Berlin, 1961.
- Kunstzentren* : E. Akurgal, *Urartäische und altiranische Kunstzentren*, Ankara, 1968.
- Urartian Art* : M. N. van Loon, *Urartian Art: Its distinctive traits in the light of new Excavations*, Leiden, 1966.
- AA : *Archäologischer Anzeiger*.
- AJA : *American Journal of Archaeology*.
- AMI NF : *Archäologische Mitteilungen Aus Iran, Neue Folge*.
- AS : *Anatolian Studies*.
- Ata. Konf : *Atatürk Konferansları*.
- Ist. Mitt. : *Istanbul Mitteilungen*.
- JNES : *Journal of Near Eastern Studies*.
- TAD : *Türk Arkeoloji Dergisi*.
- TTKong. : *Türk Tarih Kongresi*.

“cella” discovered in the excavations at Toprakkale, Patnos-Aznavurtepe, Altuntepe, Çavuştepe, Varto-Kayalıdere and Bastam occupy an important place in the architecture of temples. Many original and interesting ideas have been advanced on this subject¹. However, in spite of the fact that attempts at reconstruction have been made with these different ideas in mind, sufficient attention has not been given to the problem related to the gates of these temples.

	Width of threshold	Width of space behind threshold	Depth of threshold +	Depth of space behind =	Total depth
Toprakkale	1.51 m.	2.01 m.	1.01 m. +	2.52 m.	= 3.53 m.
Aznavurtepe	1.21 m.	1.75 m.	1.52 m. +	1.70 m.	= 3.22 m.
Altuntepe	1.20 m.	1.50 m.	1.50 m. +	2.00 m.	= 3.50 m.
Çavuştepe	1.20 m.	1.65 m.	1.30 m. +	0.90 m.	= 2.20 m.
Kayalıdere	1.65 m.	2.00 m.	1.65 m. +	1.85 m.	= 3.50 m.

¹ For these Urartian temples and their reconstruction, see: (Toprakkale) A. Erzen, Untersuchungen in der urartäischen Stadt Toprakkale bei Van in den Jahren 1959-1961, *AA*, 77 (1962) 1963, col. 383 ff.; Idem., 1959-1961 Yılları Arasında Toprakkale Araştırmaları, *TTKong*, VI (1967), pp. 53 ff.; (Aznavurtepe) K. Balkan, Ein urartäischer Tempel auf Anzavurtepe bei Patnos und hier entdeckte Inschriften, *Anatolia V* (1960), pp. 99 ff., 133 ff.; Y. Boysal, Aznavurtepe’de Defineçilerin Meydana Çıkardığı Urartu Eserleri, *Bulleten XXV/98* (1961), pp. 199 ff.; K. Balkan, Patnos’ta Keşfedilen Urartu Tapınağı ve Urartu Sarayı, *Ata. Konf. I* (1964), pp. 237 ff.; (Altuntepe) T. Özgüç, Altuntepe Kazıları, Excavations at Altuntepe, *Bulleten*, XXV/98 (1961), pp. 264 ff., 278 ff.; *Altuntepe I*, pp. 3 ff., 39 ff.; *Altuntepe II*, pp. 4 f.; 60, f.; (Çavuştepe) A. Erzen, Van Bölgesi 1964 Çavuştepe Kazıları, *TAD*, XIII/2 (1964), pp. 98 ff.; Idem., Van Bölgesi Çavuştepe 1968 Kazısı, *TAD*, XVII/2 (1969), p. 89, fig. 5.; Idem., Çavuştepe Kazıları, *TTKong*. VII/1 (1970) 1972, fig. 4.; M.J. Mellink, Archaeology in Asia Minor, *AJA*, 69 (1965), p. 141.; (Kayalıdere) C. A. Burney, A First Season of Excavations at the Urartian Citadel of Kayalıdere, *AS*, XVI (1966), pp. 68 ff.; (Bastam) W. Kleiss, Ausgrabungen in der urartäischen Festung Bas’am (Rusahinili) 1970, *AMI NF*, 5 (1972), pp. 33 ff., fig 27.; (general) W. Kleiss, Zur Rekonstruktion des urartäischen Tempels, *Ist. Mitt.* 13/14 (1963/64), pp. 1 ff.; M. N. van Loon, *Urartian Art*, pp. 42, 45, 48 ff.; D. Stronach, Urartian and Achaemenian Tower Temples, *JNES*, 26 (1967), pp. 278 ff.; R. Naumann, Bemerkungen zu urartäischen Tempeln, *Ist. Mitt.* 18 (1968), pp. 45 ff.; E. Akurgal, *Kunstzentren*, pp. 9 ff.

Refer to the table above for the measurements of the gates of the square shaped temples that have been unearthed to date²;

It can be seen from (fig. 1) and the preceding table that Urartian temple gates were made in accordance with a standart plan and are formed of two major parts which we might refer to as the “*monolithic door threshold*” and the “*space behind the threshold*”.

The first of these two major parts, the monolithic door threshold, constitutes the principal part of the entrance to the temple in that in all temples it can be observed that in this particular part the material used is very finely worked basalt. Generally one ascends by way of stone steps from the level of the front courtyard of the temples to this elevated point. As for the side walls rising on either side of monolithic basalt threshold, underneath are *blocks of basalt* and on top of these rises a section of *mud-brick*. From an architectural point of view, the part of these blocks facing the front of the edifice is in the form of a three echelon tooth which frames the façade of the door, steep on the sides and horizontal on top³. On this basalt section rest “läufer” bricks and mud-bricks rise following these. Here we are confronted with the problem of where “the wings of the door” and “the frame beds” are to be placed. As is known, T. Özgüç examined the holes, 4-5 cm. in diameter, on top of the basalt blocks shaped in rectangular prism which are found on either side of the door and designated them as the frames⁴. According to this explanation the door of the temple is closed from outside with double wings. However, if this were the case, it can be seen from (fig. 2) that certain difficulties would be encountered. It can be seen here that if the two blocks indicated by T. Özgüç had constituted the door frames;

a) When the door was closed the door frame which was considered so important as is evidenced by the elaborate workmanship, would be completely covered.

² All the sizes but for Patnos – Aznavurtepe, given in the table are taken from scaled-plans.

³ T. Özgüç, *Altuntepe I*, Pl. VIII, fig. 1-2.; K. Balkan, *Ata. Konf. I* (1964), fig. 1.

⁴ *Altuntepe I*, pp. 3, 39, Pl. op. cit.; M. N. van Loon, *Urartian Art*, p. 53: the prism blocks with holes, which are found in Altuntepe are either used as bases or frames for statues or else can be for other architectural elements.

b) More than half of each door wing would be suspended in empty space.

c) In these two blocks containing the frame beds signs of wear and tear would certainly appear because of the opening and closing of the door.

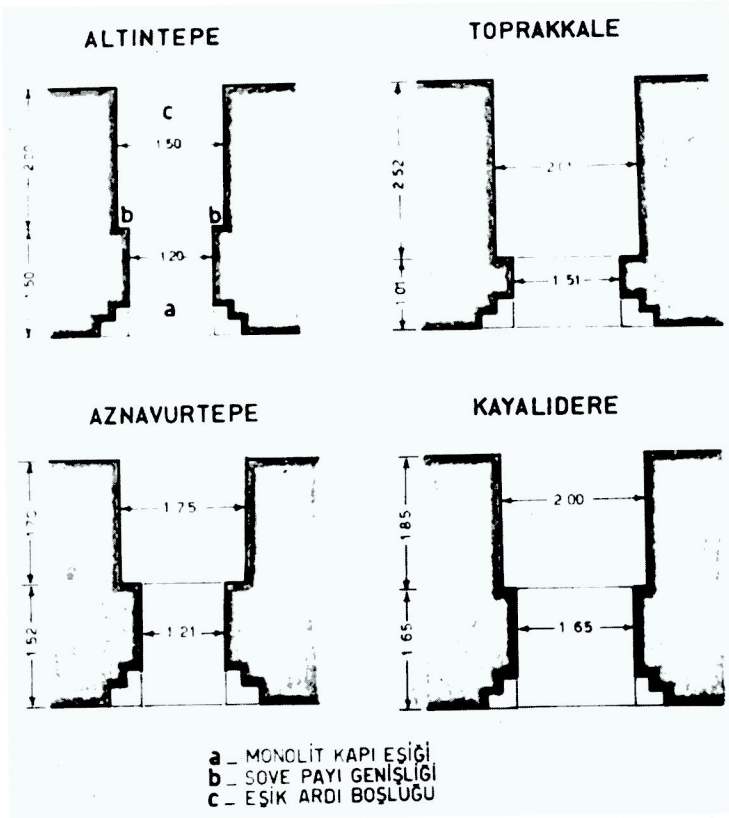
d) Since the frames protuberate at least 25-30 centimeters from the walls of the temple, an empty space which could not be filled would remain between the wings of the door and the wall (See fig. 2).

As is known, Urartian temples generally have one façade and all the weight is put on this front part. If the situation were as T. Özgüç described, when the door was opened or closed all the magnificence of the façade would be overshadowed by the wings of the door and this would be entirely opposed by the Urartian concept of façade architecture. If we take into consideration the relief of Musasir and even more so the relief of Adilcevaz⁵ we can put forth the following suggestion in opposition to the ideas of T. Özgüç: The alveoli that T. Özgüç characterized as the frame holes are most probably the alveoli of the “*sacred spear*” pedestals which are accepted as the symbol of Haldi and which were put into the façade of the temple⁶. In fact, the excavator himself showed in an attempt of reconstruction of the temple façade that two spears were located there and described the temple as the “*Temple of Haldi*”, taking the point of the spears as a basis for this appellation⁷. Nevertheless no idea was advanced as to the exact location of these two spears in the façade of the temple. As can be seen from (fig. 6-7) the architecture of the façade would certainly gain a new beauty if the sacred spears should be placed on pedestals on both sides of the entrance. The best example that supports our opinion is the relief of Adilcevaz (see fig. 9). Here, objects which are called “big spears” (?) are placed

⁵ For both of the two designs on Musasir reliefs which were drawn by E. Flandin see R. Naumann, *Ist. Mitt.* 18 (1968), pl. 13, fig. 1-2.; see for Adilcevaz B. Ögün, *Die Ausgrabungen von Kef Kalesi bei Adilcevaz und einige Bemerkungen über die urartäische Kunst*, *AA*, 82/4 (1967) 1968, pp. 497, 499 ff., fig. 23-25.

⁶ E. Bilgiç – B. Ögün, 1964 Adilcevaz Kef Kalesi Kazıları. Excavations at Kef Kalesi of Adilcevaz, 1964, *Anatolia VIII* (1964), p. 91: They are right to point out that the spear is not specifically a symbol for Haldi.

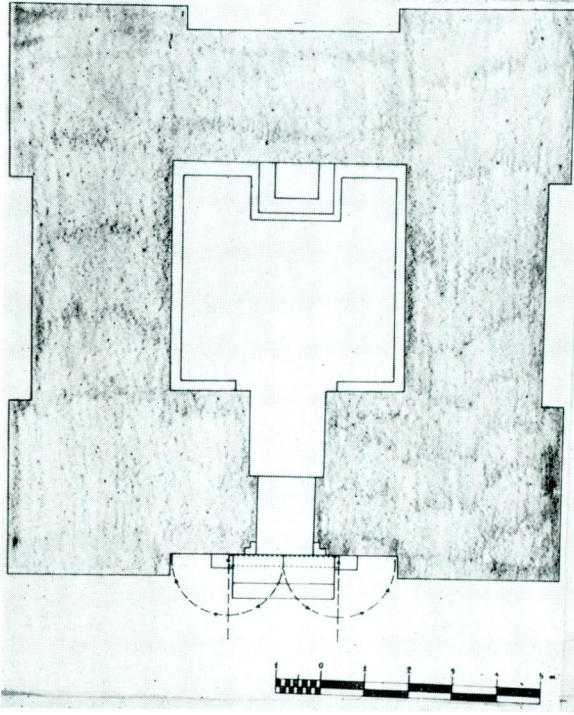
⁷ *Altıntepe II*, p. 5, 60.



Res. 1 — Kare "cella"lı Urartu tapınak kapı planlarından örnekler

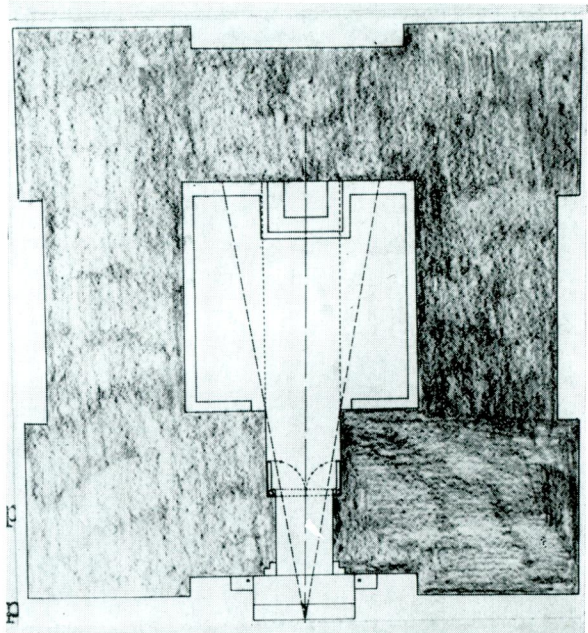
Fig. 1 — Some plans of the doors of Urartian square cella's temple:

- a- Monolithic door threshold
- b- The width of the frame section
- c- Space behind the threshold



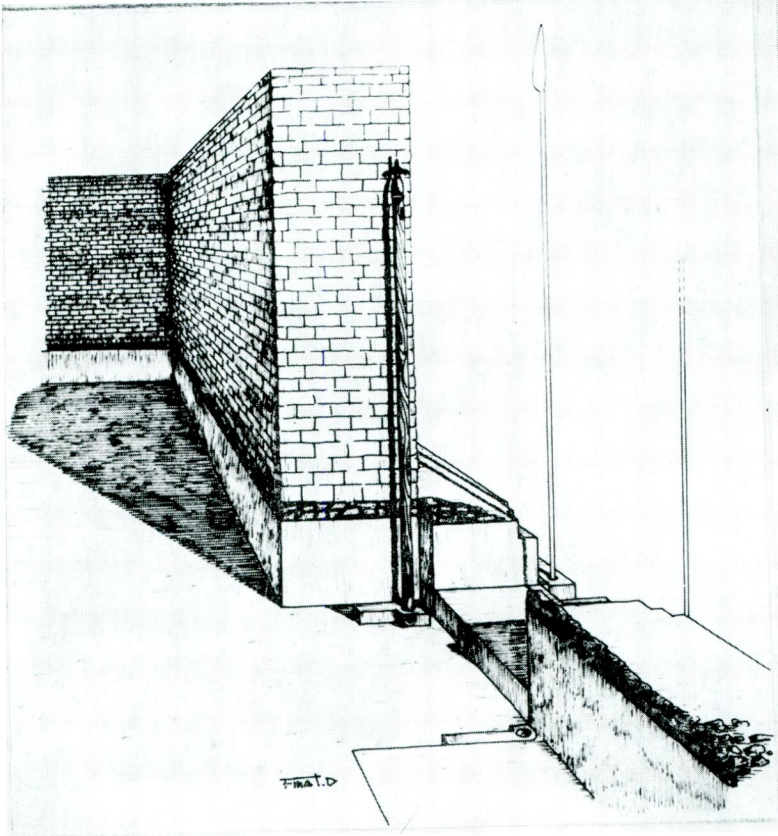
Res. 2 — Alntepe ta-
pınağı planı:
dıştan kapı uy-
gulaması

Fig. 2 — The plan of Al-
ntepe temple:
the door at
outside



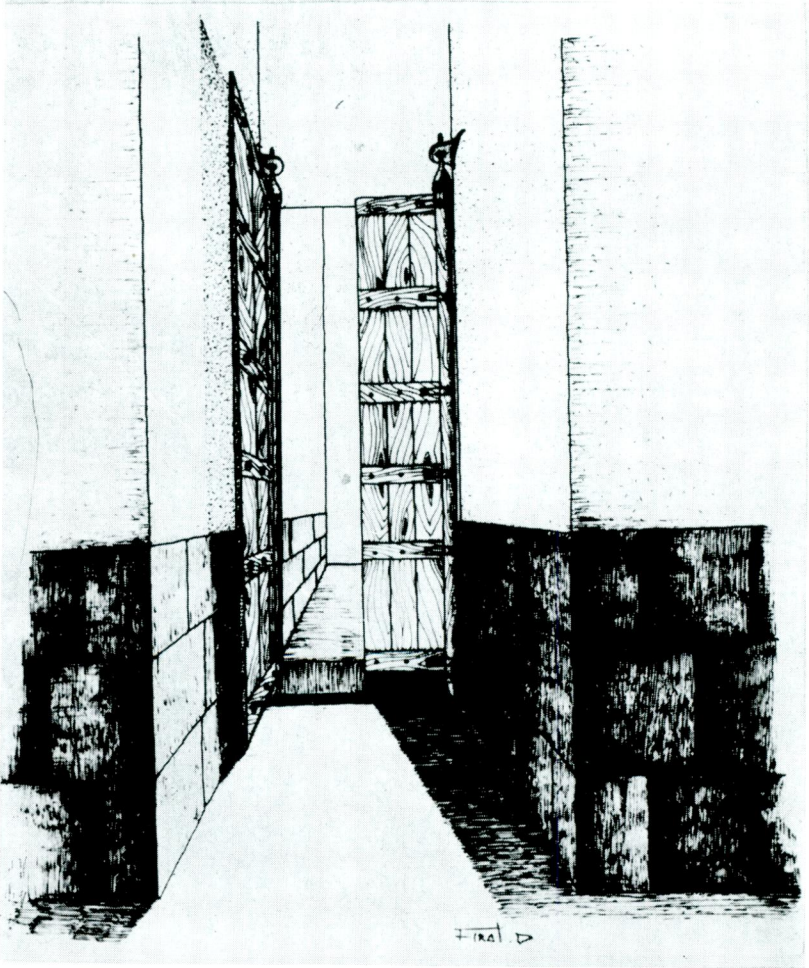
Res. 3 — Alntepe ta-
pınağı planı:
içten kapı uy-
gulaması

Fig. 3 — The plan of Al-
ntepe temple:
the door at
inside




Res. 4 — Kapı milinin ve söve yataklarının “eşik ardı boşluğu” na uygulanması

Fig. 4 — The scenery of the door shaft and frame beds from “space behind the threshold”




Res. 5 — “Cella” dan kapı geçidinin ve kapı kanatlarının görünüşü

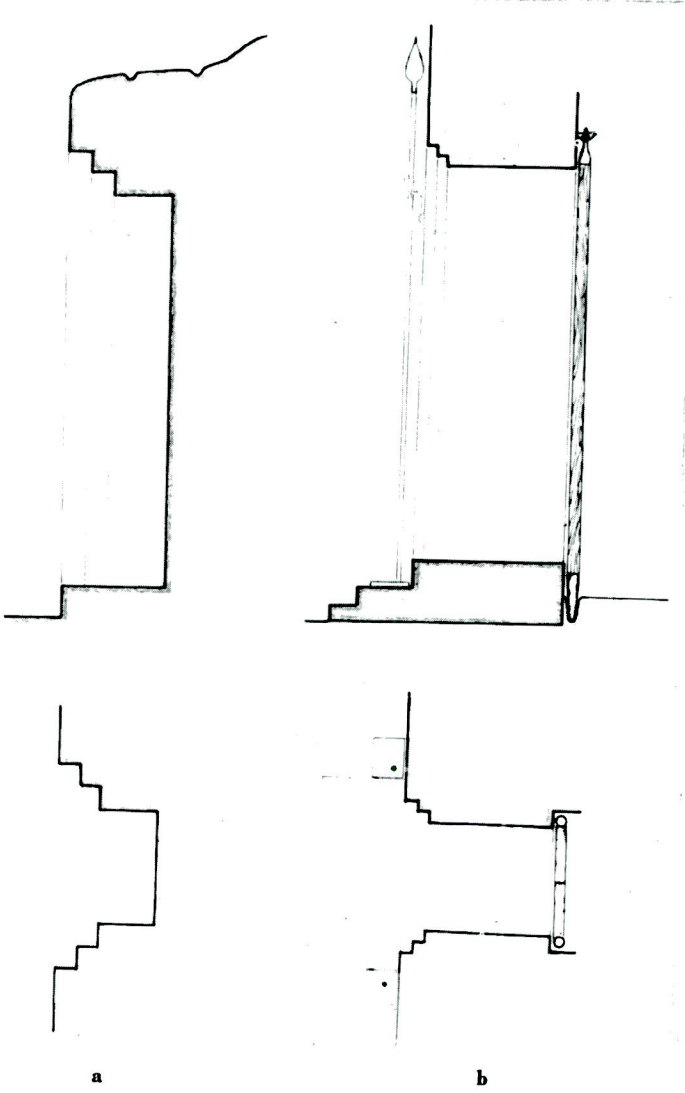
Fig. 5 — The scenery of the door passageway and the door wings from cella



Res. 6 — Dikdörtgen şekilli bir Urartu tapınak kapısının rekonstrüksiyonu
Fig. 6 — Reconstruction of rectangular shaped door of an Urartian temple




Res. 7 — Üzeri kavisli bir Urartu tapınak kapısının rekonstrüksiyonu
Fig. 7 — Reconstruction of arch shaped door of an Urartian temple



Res. 8 — a) Pagan anıtsal kaya nişinin kesit ve planı
b) Altuntepe tapınak kapısının kesit ve planı

Fig. 8 — a) Pagan: section and plan of monumental rock niches
b) Altuntepe: section and plan of the temple's door



Res. 9 — Adilcevaz kabartması: postamentler üzerindeki “kutsal mızraklar”.

Fig. 9 — Relief from Adilcevaz: the “sacret spears” on the postaments



Res. 10 — Toprakkale pektoralı: postamentler üzerindeki “kutsal mızraklar”

Fig. 10 — The pectoral of Toprakkale: “sacret spears” on the postaments



Res. 11 — Meherkapı anıtsal kaya nişi

Fig. 11 — Monumental rock niches of Meherkapı



Res. 12 — Pagan anıtsal kaya nişi

Fig. 12 — Monumental rock niches of Pagan

on stone pedestals (cf. the pectoral of Toprakkale : see fig. 10)⁸. However, it has been acknowledged, that metal spears of sizes greater than normal have been found at Toprakkale and Çavuştepe excavations⁹.

Having described the basalt blocks which were found *in-situ* at Altuntepe as pedestals for spears, we are now confronted with the problem of where the "wings of the temple door" were mounted. Experts who have been concerned with Urartian temples with a square "cella" have shown virtually no interest in this problem. Only R. Naumann touched upon the possibility that the doors, their tops being covered, could have been placed on the outside of that part we have referred to as the monolithic door threshold¹⁰. However, these ideas are far from shedding any light on the problem of temple gates. We have not yet touched upon the function of the section that constitutes the second part of the entrance and which we have previously referred to as the *space behind the threshold*. As can be seen from (fig. 1) the depth of this part is in proportion to the thickness of the walls of the square shaped cella. For example, this depth is 2.00 m. at Altuntepe, 1.85 m. at Kayalidere, 1.70 m. at Aznavurtepe, 0.90 m. at Çavuştepe, and 1.70 m. at Toprakkale. In our opinion the door of the temple must have been placed in this part (fig. 3). It is fairly certain, or at least probable, that these doors had two wings, for, the average width of this part varies from 1.50 to 2.00 m. and in the temples where the *space behind the threshold* is not too deep, doors with only one wing would protrude out of this area and spoil the interior of the already small cella. It is very possible that in order to avoid this and to hide the wing from sight completely double door wings were used. The fact that the "width of the frames" is equal on both sides is the strongest evidence in support of this contention (see fig. 1).

⁸ See E. Bilgiç - B. Ögün, *Anatolia VIII* (1964), fig. 2.

⁹ A. Erzen - E. Bilgiç - Y. Boysal - B. Ögün, *TAD*, X-2 (1961), p. 18.; B. Ögün, *Kurze Geschichte der Ausgrabungen in Van und die türkischen Versuchsgrabungen auf dem Toprak-kale 1959*, *Zeitschrift der Deutschen Morgenländischen Gesellschaft*, N. F. 36 (1961), p. 280.; A. Erzen, *Van Bölgesi Çavuştepe 1967 Kazısı*, *Bulleten*, XXXII/127 (1968), p. 414.; B. Ögün, *AA*, 82/4 (1967) 1968, p. 497, pp. 499, ff., fig. 24, 25.

¹⁰ *Ist. Mitt.* 18 (1968), p. 53.

The wooden door wings¹¹ must have been mounted in the manner described below; the stone frame beds were mounted on the floor and the upper frame beds probably made of hard wood were mounted on the wall of mud-brick (fig. 4). We have various examples of this type of frame being used in Near East¹². Furthermore, we can say that the two ends of the shaftbed which comprises the upper frame were buried completely in the wall of mud-brick in the form of a concrete beam. This situation would not only solve the problem of hiding the frame beds but also sheds light to the opening and closing positions of the door wings, because, when the double winged door was closed the wings would completely conform to the monolithic threshold and the side walls. Another important point is that when the door was open, the wings would be hidden behind the indentations that we have referred to as the “*width of the frame section*”¹³, and it would become possible to see the statue of the god in opposite and also the frescoed wall which forms a background for this statue (fig. 3-5-6).

In some reconstructions no attempt was made to depict the door wings; only the door ways were indicated¹⁴. It is possible to explain the reasons for showing these structures without any doors :

- a) Because the frame beds were not found *in-situ*,
- b) Because when the length of “the threshold” + “space behind the threshold” are added together the fact that a narrow deep corridor¹⁵ was indicated led one to think that this was a measure taken as protection against the elements of nature,
- c) Because the temple façades were generally constructed to face south¹⁶.

¹¹ We show the wooden door wings of the temples in our reconstructions very poorly from the view point of decoration, but it is possible that these were constructed with ornamental decorations which added richness to the façade architecture. Cf. for possible geometrical decoration R. D. Barnett, *More Addenda from Toprak Kale*, AS, XXII (1972), p. 178, fig. 18.

¹² For Harrîn, Boğazköy, Zincirli, Tell Halaf, Assur (Anu Adad temple door) and the door of Balawat see R. Naumann, *Architektur Kleinasien*, fig. 203, 208-217.

¹³ For this type doors see R. Naumann, *op. cit.*, fig. 197/II, 193.

¹⁴ E. Akurgal, *Kunstzentren*, fig. 1.; R. Naumann, *Ist. Mitt.* 18 (1968), fig. 3.

¹⁵ T. Özgüç, *Altıntepe I*, p. 4, 40.; D. Stronach, *JNES*, 26 (1967), p. 278.

¹⁶ The façades of the temples of Çavuştepe and Kayalıdere are towards the “east” and the “north-east”.

The assumptions above can be challenged in the following way; in the excavations the frame beds belonging to the structure as well as such finishing touches as hinges and door wings usually are not found because they have either been destroyed by nature or have been removed and used in the construction of other edifices. On the other hand, we cannot accept the idea that the depth of the corridor which forms the door way, even though the façade of the temple faces south, was a protective measure when we consider the rugged climatic conditions of the Eastern Anatolian high plateau, the sudden temperature changes and the violent winds. On the other hand, the fact that frescoes which comprise one of the main elements of the interior decoration have been found completely unspoiled during excavations is also strong evidence in support of our contention¹⁷. Frescoes which are subjected to sunlight quickly lose their color and begin to spoil.

For this reason it would have been necessary to keep the cella of the temple completely in darkness¹⁸. With the exception of the bright and wide windowed Hittite cellas, the dark and gloomy cella reflects the sense of mystery of the Ancient World. At any rate, when necessary, sufficient light could be obtained through the door, the height of which varied from 4.00 m. to 5.00 m.. For all of reasons above, the square single cella temples must have had double winged doors.

In the meanwhile the architectural form of the 'monumental rock niches' which are named as "Kör Kapi" (Blind door) or "Taş Kapi" (Stone door) among the rural population and only as

¹⁷ K. Balkan, *Anatolia V* (1960), p. 136.; A. Erzen, *TAD*, XIII/2 (1964), pp. 98 ff.; T. Özgüç, *Altıntepe I*, p. 4, 8, 40, 42.

¹⁸ E. Akurgal (*Kunstzentren*, fig. 1), basing on the representation of a building on a bronze plate which was found at Toprakkale, argued that on the façade of the Urartian temples there were eight windows in three rows one on top of another and this idea of his was supported also by R. Naumann (*Ist. Mitt.* 18, 1968, pp. 52 ff.) R. Naumann accepting the interior space of the temples to reach a height of 10.00 m., pointed out that, this space cannot be illuminated by the light only entering from the door and therefore probably windows which were enlarging from outside to inside were used for this purpose. T. Özgüç (*Altıntepe I*, p. 5, 41), argued that cella was illuminated either by light entering from the door or from the small opening on the roof or from the windows near the roof. D. Stronach (*JNES*, 26, 1967, pp. 284 ff.) accepted the existence of either artificial or real windows.

“*KÁ = door*”¹⁹ in the Urartian language have drawn our attention and caused us to establish a relationship with temple gates (see fig. 11-12). This relation should be examined in two parts :

- a) Architectural
- b) Religious

As can be clearly understood from (fig. 8), the plans of ‘*monumental rock niches*’ and temple gates a great similarity to each other as far as forms dimensions are concerned (Cf. the following table).

	Interior frame width (Width of threshold)	Depth
Meherkapı	1.70 m.	1.40 m.
Pagan	1.20 m.	1.30 m.
Toprakkale	1.51 m.	1.01 m.
Aznarurtepe	1.21 m.	1.52 m.
Altıntepe	1.20 m.	1.50 m.
Çavuştepe	1.20 m.	1.30 m.
Kayalidere	1.65 m.	1.65 m.

As can be understood from the above table, the width and depth of the monolithic basalt threshold of the temple doors are almost same with the dimensions of monumental rock niches.

“*Stepped frames*”, seen on temple gates and on monumental rock niches were also used in Urartian civil architecture, and in the construction of tombs. For example, doors and niches carrying this type of stepped frames were found at Giriktepe (Değirmentepe) near Patnos which is dated to the end of 9 th century B. C. and beginning of 8 th century B. C.²⁰. Thanks to the Kayalidere tomb, it was found out that stepped frames were used on the doors of the rock tombs²¹. Apart from this, the door of a multi-storey building represented on

¹⁹ For detailed information regarding architectural forms of monumental rock niches at Meherkapı and Pagan cf. a research by V. Sevin – O. Belli, Pagan Kutsal Alanı ve Urartu Dini Yapıları Üzerine Bir Araştırma, *Bellekten*, (in print). For general information on niches from of “*KÁ = door*” cf. E. von Schuler, Urartäische Inschriften aus Bastam II, *AMI NF*, 5 (1972), pp. 122 ff.

²⁰ K. Balkan, *Ata. Konf.* I (1964), fig. 2-4.

²¹ C. A. Burney, *AS*, XVI (1966), pl. XXIII/a.

a bronze plate dated to the 7th century B. C. and found at Toprakkale was shown as possessing a stepped frame²². Furthermore, this type of stepped frames were brought to light at the entrance of a square planned room which is accepted as a "sacred room" by the excavators and also at the two side entrances of this room in a building called "Burned Building II" dated to 1000-800 B. C.²³ at Hasanlu (IV. level) in North-west Persia²⁴. It has been observed that, stepped frames had an old tradition in religious and profane buildings and it can be understood that this decorative element later on had passed to stone architecture and was in use for a long time.

As to the religious connection between temple gates and "monumental rock niches"; when the door wings are open, the door frame is framing entirely in a three dimensional look, the statue which is on a stone base and standing²⁵ in front of the rear wall of the cella. According to our belief, the door frame by framing the god statue has obtained "sacredness"²⁶, because the epiphany can be only seen in the field limited by "Sacred Frame".

The generally supported proposal regarding the functions of monumental rock niches which we know that had an important place in Urartian religion, is the opinion that gods were believed to emerge from these niches which looked like doors²⁷. If we consider the "sacred frames" which we have already discussed in temple architecture, then we know that this opinion is rather correct. Because, when the door wings are closed, a monumental niche cell occurs in front of the temple (see fig. 8 a) which has the same effect of the one at rock niches (see fig. 8 b). Behind this door the statue of the god which is the basic element of the epiphany is hidden. The only

²² E. Akurgal, *Kunst Anatoliens*, p. 26, fig. 5.

²³ See T. C. Young, Thoughts on the architecture of Hasanlu IV, *Iranica Antiqua* VI (1966): (*Archaeologia Iranica. Miscellanea in Honorem R. Ghirshman*, Leiden, 1970), pp. 48 f., fig. 4.

²⁴ On this occasion we would like to thank to our college Mr. A. A. Çilingiroğlu who drew our attention to Hasanlu.

²⁵ T. Özgüç, *Altıntepe I*, pl. VIII, 1.

²⁶ We have personally studied basalt stepped frames which are decorating façades of temples or palaces at Körzüt and the ones in Van Museum. For their inscriptions and sizes, see: A. M. Dinçol, Die Inscripten aus Körsüt (*Ist. Mitt.*).

²⁷ See V. Sevin - O. Belli, *Belleten* (in print).

difference between them is that the epiphany in the temple can be seen at any time desired, but in rock niches, believing that it will emerge some day, it is symbolized in a legendary way.

There are some archeological evidence which support the proposal of some scholars that it was believed that gods would emerge from inside of these niches. For example, monumental rock niches each having a relief of the god were found at Herir Batas²⁸ near Rawandiz and Malazgirt²⁹, and also we see in Phrygia similar niches having representations of Cybele³⁰. The relieves of gods inside these symbolic doors in form of rock niches but this time not surrounded by stepped frames might also be regarded as further evidence.

After demonstrating the relation between monumental rock niches and temple gates, we, basing on these niches, can now ascertain the heights of the temple gates. According to this relationship, we can accept that the height of the gates in proportion to the height of the temples must vary between 4.00 m. to 5.00 m. (fig. 6-7). Although R. Naumann argues that the gates of Urartian temples cannot be higher than 4.00 meters³¹, he is in confusion on this point as he considers the gates on the threshold. As the frames are fixed to the "spaces behind the threshold" where the width can be as much as 1.75 m., with Naumann's proportion, Urartian temple gates can even reach a height upto 5.40 m. Furthermore, if we consider the fact that the statue in cella is established on a foundation of 0.50 m., we can realize that through a moderately high door, the statue which is inside cannot be entirely seen. In the same time, such a high door easily fits to the idea of "Tower Temple" which started to become popular lately.

As pointed out by V. Sevin and O. Belli, it is also possible that upper parts of the temple doors are either straight or arched as at tomb niches or also at monumental rock niches (fig. 6-7)³². It has been argued that although Urartian fortress doors with arches on top can be observed on Balawat relieves, arched niches might be

²⁸ See H. Th. Bossert, *Altanatolien*, Berlin, 1942, p. 90, fig. 1161.

²⁹ See C. A. Burney - D. M. Lang, *The Peoples of the Hills*, London, 1971, fig. 54.

³⁰ See E. Akurgal, *Kunst Anatoliens*, fig. 75.; Cf. C. H. E. Haspels, *The Highlands of Phrygia II*, New Jersey, 1971, fig. 98, 159, 184, 245.

³¹ *Ist. Mitt.* 18 (1968) p. 52.

³² *Belleleten* (in print).

in use in the second half of 8th century B. C. in Sarduri II period³³. However, we should also point out that the doors and windows with arched tops were constructed during much earlier times in Near East. For example, in one of the house-models at archaic Ištar temple (2800 B. C.) in Assur the small upper window has an arched frame³⁴. On a relief of Assurnasirpal (883-859 B. C.), at the entrance of the fortress two arched windows are to be seen³⁵. Likewise, in a similar relief at Beisan there are three arched windows at the rear plan³⁶. Arched or rounded gates were certainly known in the second millennium B. C. throughout the Near East, and survived in the first millennium B. C. in the Phrygian tombs³⁷.

As can be seen from all these evidences mentioned above, doors with arched tops and niches in form of doors in Urartu could not come into being during the age of Sarduri II as proposed by Lehmann-Haupt. It is well known, that Urartian-Assyrian relations had developed much earlier than this date. Apart from this, the big niche with an arch discovered at "Uşniye" near Rawandiz and which belonged to the age of Menua according to the inscriptions on it, show that such arched niche and door constructions had a wide usage in the Urartian architecture at the end of 9th century B. C. or at beginning

³³ C. F. Lehmann – Haupt, *Armenien einst und jetzt*, II/1, Berlin, 1926, p. 153.

³⁴ W. Andrae, Die archaischen Ischartempel, *Veröffentlichung der Orientgesellschaft*, 43 (1922), pp. 34 ff., fig., 6, pl. 15 a-b.; For arched doors in houses of early third millennium B. C. see H. Schäfer – W. Andrae, *Die Kunst des alten Orients*, Berlin, 1925, pl. 461, 1.

³⁵ E. A. Wallis Budge, *Assyrian Sculptures in the British Museum*, London, 1914, pl. 13, 1.; Cf. H. Th. Bossert, *Altsyrien*, Tübingen, 1951, p. 34, fig. 502.

³⁶ Cassio – Piojan, *Summa Artis II*, Madrid, 1931, fig. 422.

³⁷ C. H. E. Haspels, *op. cit.*; G. Perrot – C. Chipiez, *Histoire de l'art dans l'antiquité V*, Paris, 1890, fig. 79, 98, 102.; The characteristic forms of Greek doors and windows are either rectangular or oblong. Rounded forms appear in city gates of the fifth century B. C. But not until the late Hellenistic period was an attempt made by the Greeks to achieve a façade, in which round-headed or arched doors or windows were employed throughout. For geometric models see H. Payne, *Perachora*, Oxford, 1940, pp. 34 ff., figs. 6. ff.; A. W. Lawrence, *Greek Architecture*, London, 1962², p. 90, fig. 47.; For Classical houses see D. M. Robinson – W. Graham, *The Hellenic House, Olynthus VIII*, Baltimore, 1938, pp. 263 ff.

of 8 th century B. C.³⁸. Urartian fortress doors represented on the Balawat reliefs might also drew our attention³⁹.

To summarize we can undoubtedly put forward that, the doors of Urartian temples sometimes had a *rectangular* form and sometimes had an *arch on top* and that both types had been in use together since early ages.

³⁸ E. von Schuler, *AMI NF*, 5 (1972) pp. 122 ff., fig. 30, 2.

³⁹ See R. Naumann, *Architektur Kleinasiens*, fig. 378. For a Typical urartian arched city gate see, O. A. Taşyürek, *The Urartian Belts*, Ankara, 1975, drawing 5, fig. 23.