



Influence of N fertilizing on Single-cut Sorghum × Sudangrass Hybrids' Forage Yield and Nutritive Profile

Ugur OZKAN^{a*}, Nesim YILDIZ^b, Celal PEKER^c

^aDepartment of Field Crops, Faculty of Agriculture, University of Ankara, Ankara, TURKEY

^bMedicinal And Aromatic Plants Program, Vocational School, Antalya Belek University, Antalya, TURKEY

^cRepublic of Turkey Ministry of Agriculture and Forestry, Directorate of Provincial Agriculture and Forestry, Range, Pastures and Forage Crops Section Ankara, TURKEY

(*) Corresponding Author: ugurozkan@ankara.edu.tr

Received: 20.02.2023

Article Info
Accepted: 12.05.2023

Published: 30.06.2023

ABSTRACT

The study aimed to observe the effects of two forage sorghum hybrids and different nitrogenous (N) fertilizer rates. The current study was set up in randomized complete block (RCB) as a split-plot design with triplicate at the Field Crops Department experimental area, University of Ankara in the 2022 summer season. This experiment included two treatments which had forage sorghum hybrids (Hay day and Super-graze) and nitrogen fertilization rates in the form of 18% ammonium sulfate [control group with no nitrogen (N₀), 120 kg ha⁻¹ N (N₁), 180 kg ha⁻¹ N (N₂)]. N fertilizing rates positively influenced in agronomic profiles, yield components and nutritive profiles. The plant height (197.24-221.72 cm), green herbage yield (GHY) (60.42-70.89 ton ha⁻¹), dry matter (DM) yield (17.77-23.98 ton ha⁻¹), crude protein (CP) yield (0.97-1.90 ton ha⁻¹), metabolic energy (ME) yield (33070.17-51840.85 Mcal ha⁻¹), net energy production (NE_p) yield (21164.91-33178.15 Mcal ha⁻¹) increased with applied N rates. The maximum of DM (33.83%), CP (7.90%), TDN (58.63%), ME (2.16 Mcal kg⁻¹ DM), NE_p (1.80 Mcal kg⁻¹ DM), and the minimum of ADF (33.09%), NDF (53.17%), ADL (5.14%) were obtained in N₂ rates. In light of the results; "Hay-day" had more GHY. "Sugar-graze" had more DM yield and it was determined more digestible forage. It was inferred that the best yield components and nutritive profiles were obtained in N₂ rate.

Keywords: Fertilizing, Sorghum, Yield, Quality

To cite: Ozkan U, Yıldız N, Peker C (2023). Influence of N Fertilizing On Single-Cut Sorghum × Sudangrass Hybrids' Forage Yield and Nutritive Profiles. Turkish Journal of Agricultural Engineering Research (TURKAGER), 4(1), 61-72. <https://doi.org/10.46592/turkager.1252187>



INTRODUCTION

Forage sorghum (*Sorghum bicolor* (L.) Moench × *Sorghum sudanese* (Piper) Stapf) is a beneficial forage crop for livestock production dynamics in many regions around the World owing to the adaptation of different environments ([Fonseca *et al.*, 2012](#); [Amelework *et al.*, 2015](#)). The capacity to forage from natural rangelands has declined drastically in recent years, on account of water shortage, salinity problems of soil, and degradation ([Zhang *et al.*, 2014](#)). As a consequence of natural grassland's poor quality in Turkey, the livestock ecosystem needs more quality feed. In this case, it is reflected a huge production cost for livestock producers. In arid and semiarid environments, forage sorghum is an important alternative plant that has high dry matter (DM) yield and morpho-physiological adaptations that could resist water shortage ([Sankarapandian *et al.*, 2013](#); [Ahmeda *et al.*, 2016](#)). Also, it is suitable for silage production and it has high nutritive profiles, which has high soluble carbohydrates and low buffering capacity ([Lema *et al.*, 2000](#); [Sankarapandian *et al.*, 2013](#); [Brocke *et al.*, 2014](#); [Kumar *et al.*, 2015](#)).

While agronomic specifications of forage sorghum are necessary, economic specifications must be considered too. Forage sorghum is known to be more economical than other cereal forages because of the fewer requirements in irrigating and fertilizing. It was demonstrated by [Iqbal *et al.* \(2015\)](#) that seed usage, fertilizing amount, irrigation, total expenditures and net earnings are cheaper than maize ([Iqbal, 2015](#); [Iqbal *et al.*, 2015](#)). Some agronomic practices, especially fertilizing, have the potential to increase the green herbage yield and nutritive value of sorghum ([Iqbal, 2015](#)). Particularly, N fertilizer is essential for the plant's growth during the growing season. Sorghum utilizes nitrogen more efficiently than maize ([Noori, 2020](#)). Increasing N fertilizing positively affect to plant height, shoot elongation, palatability, yield components and nutritive profiles of forage crops ([Ikanovic *et al.*, 2014](#)). It also increases protein content, digestibility of dry matter, and decreases crude fibre ([Sher *et al.*, 2016](#)). Deficit of soil N leads to lower forage sorghum biomass in result of reductions on leaf area, chlorophyll index ([Mahama *et al.*, 2014](#)). Other than that, forage sorghum has an ability to regrow after cutting, especially when fertilization is applied ([Afzal *et al.*, 2012](#)). Forage sorghum hybrids is fertilized for optimal forage with application of 50 to 100 kg·N·ha⁻¹, applied in two equal rates, which is recommended by [OMAF \(2002\)](#).

The first objective of the current research was to study the effect of forage sorghum hybrids and N fertilizer rates on agronomic profiles, yield components, and nutritive profiles of the Central Anatolian region, Ankara. The second objective was to determine which parameters had a relationship with growing degree days (GDD).

MATERIALS and METHODS

Experimental Design and Agronomic Practices

The experimental site was established at Ankara University, Faculty of Agriculture, Field Crops Department's experimental area in summer season of 2022. Köppen-Geiger climate classification of Ankara province is Csa which has a temperate, dry, and hot summer climate ([Rahimi *et al.*, 2020](#)). The latitude of Ankara, Turkey is 39° 97' north, the longitude is 32° 86' east and the elevation is 891 m. Mean

temperature and total accumulated precipitation were 23.20°C and 77.30 mm between planting time to harvest. Soil of the experimental area is clay-sandy (sand 23.12, clay 44.60) with 8.02 pH. Organic matter contents were low, particularly in the layers to below given depth. There was rich in potassium (582 ppm), medium phosphorus (13.28 ppm), and low nitrogen (0.074%).

Forage sorghum hybrids were planted 30 kg ha⁻¹; with row spacing of 35 cm; a mean plot size of 5.75 m² keeping a distance of 1m gap among 3 replicates in a randomized complete block design with split plots. In order to prevent the side effect in the study, one more row was added to the borders of the experimental area. Two forage sorghum hybrids, which are certified, Hay day and Super-graze (n=2) were established in the field. Forage sorghum hybrids were all planted on May 30, 2022, and harvested on September 16, 2022. Before planting; phosphorous (P) fertilizer (120 kg ha⁻¹ in the form of 46% di-ammonium phosphate) was applied to the all plots. Control treatment (N₀) (0 kg ha⁻¹) and two different N rates [N₁ (120 kg ha⁻¹ N); N₂ (180 kg ha⁻¹ N)] (n=3), which were in the form of 18% ammonium sulfate, were applied to the soil. N was applied into two different times; half of it was applied during the planting and the second part was applied when the plants reached up to 20-30 cm in length. The mechanical weeding operation by hand was done at the vegetative growth stage of the plants, specifically when the plants reached a height range of 30 to 40 cm. Forage sorghum hybrids are harvested at the dough stage. Silking date (days), which is described as the beginning of the flowering time, and plant height (cm) were measured for obtaining an agronomic profile. Plant height was measured for twenty sorghum plants and then taken as an average per plot. All plants per plot were harvested, then weighed to determine GHY on a hectare basis (ton ha⁻¹). The dry matter (DM) yield (ton ha⁻¹) was calculated per plot by multiplying the dry matter (%) and GHY. Growing degree days (GDD) were calculated per all plots in accordance with seedling emergence date in the field to the harvest date (GDD = [(T_{max}, °C + T_{min}, °C)/2 - 5]) ([McMaster and Wilhelm, 1997](#)) (data now shown).

Sampling and Nutritive Profile Analysis

Twenty plants per plot were separated at the harvest stage. The collected sample (500 g) was retained and dried at 70°C for 48 h to determine the constant weight ([Avei, 2000](#)). Dried samples were ground to pass through a 1-mm screen in the mill. All the collected samples were analyzed for DM, CP, ADF, NDF, ADL, and TDN. DM was analyzed from the collected sample (10 g) (135°C for 2 hours) ([AOAC, 2005](#) method 930.15). The traditional Kjeldahl acid digestion method was used for obtaining nitrogen compound, then it was converted to ammonia, which is distilled and titrated ([AOAC, 2005](#) method 2001.11), and CP was calculated with $N \times 6.25$ equation. [Van Soest *et al.* \(1991\)](#)'s a sequential procedure applied to determine the ADF and NDF with the ANKOM200 Fiber Analyzer (Ankom Technology Corp, Macedon, NY, USA) after pre-treatment with sodium sulfite and α -amylase and expressed inclusive of residual ash. ADL was analyzed with the direct sulphuric acid (72%) method using ADF residues by [Robertson and Van Soest \(1981\)](#). By [Horrocks and Valentine \(1999\)](#); TDN was calculated [(TDN = (-1.291 × ADF %) + 101.35)]. Metabolic energy (ME) and net energy production (NE_p) were calculated in accordance with [NRC \(1989\)](#). After identifying CP, and ME, NE_p values; these values

were multiplied with dry matter yield, then converted on a hectare basis for obtaining yield values of these parameters (ton ha⁻¹ and Mcal ha⁻¹).

Statistical Analysis

The data obtained from the current study were subjected to analysis of variance in accordance with the randomized completely block design (RCB) with split plots as triplicate (n=3) via JMP v.13 computer software (SAS, 2017). For each forage sorghum hybrid; agronomic profiles (the silking date, plant height) and yield components (GHY, DM yield, CP yield, ME yield, NE_p yield) and nutritive profiles (DM, CP, ADF, NDF, ADL, TDN, ME, NE_p) were analyzed. DM, CP, ADF, NDF, ADL, and TDN were arcsine-transformed before the statistical analysis to stabilize variances and normalize proportional data. Probabilities equal to or less than 0.05 were considered significant (* P<0.05, ** P<0.01). If ANOVA indicated differences between treatment means, LSD test was performed to separate them. Correlations (r) between GDD to agronomic profiles, yield components, and nutritive profiles were determined. The dependent variable of this observation was GDD. Its relationship with agronomic profiles, yield components and nutritive profiles are presented in Table 2.

RESULTS AND DISCUSSION

Agronomic Profile and Yield Components

The effect of the forage sorghum hybrids on agronomic profiles; significant differences were not detected for all parameters (ns), excluding GHY (P<0.05). But, the effect of the N rates had significant differences in plant height, DM yield, CP yield, ME yield, and NE_p yield (P<0.01) in accordance with one-way ANOVA, excluding silking date (ns) and GHY (P<0.05). The interaction of forage sorghum hybrids × N fertilizer rates were found non-significant for all parameters. “Hay day” and “Sugar-graze” generally showed similar agronomic and yield values due to their non-differences in statistical data. An earliest silking date (66.89 days) was observed in “Hay day”. The longest plant height (212.25 cm), the maximum GHY (68.05 ton ha⁻¹), the maximum yield of DM (20.91 ton ha⁻¹), CP (1.44 ton ha⁻¹) were obtained in “Sugar-graze” (Figure 1, Figure 2). The minimum agronomic profiles and yield components were noted in “Hay day”, excluding ME (42567.55 Mcal ha⁻¹), and NE_p (27243.23 Mcal ha⁻¹). “Hay day” had the smallest plant height (210.37 cm), the minimum GHY (63.86 ton ha⁻¹), the minimum yield of DM (20.78 ton ha⁻¹), and CP yield (1.41 ton ha⁻¹) (Table 1, Figure 2).

The silking date (69.83-64.14 days), plant height (197.24-221.72 cm), GHY (60.42-70.89 ton ha⁻¹), DM yield (17.77-23.98 ton ha⁻¹), CP yield (0.97-1.90 ton ha⁻¹), ME yield (33070.17-51840.85 Mcal ha⁻¹), NE_p yield (21164.91-33178.15 Mcal ha⁻¹) were varied among N fertilizer rates (N₀ to N₂) (Table 1.). N₂ fertilizer gave more GHY (10.47 ton ha⁻¹), the yield of DM (6.21 ton ha⁻¹), and CP (0.93 ton ha⁻¹) over non-fertilizing (N₀) plots (Figure 2).

Table 1. Mean values of agronomic profiles, yield component and nutrient values of Forage sorghum hybrids and N fertilizer rates.

| Agronomic profile and yield components | Hybrids | | Fertilizer | | | MEAN | ± SD |
|--|----------|-------------|--------------|---|---|----------|-----------|
| | Hay day | Sugar-graze | No (Control) | N ₁ (120 kg ha ⁻¹) | N ₂ (180 kg ha ⁻¹) | | |
| Silking date, (day) | 66.89 | 67.11 | 69.83 | 67.00 | 64.17 | 67.00 | ± 4.77 |
| Plant height, (cm) | 210.37 | 212.25 | 197.24b | 214.97a | 221.72a | 211.31 | ± 15.45 |
| GHY, ton ha ⁻¹ | 63.86b | 68.05a | 60.42b | 66.56ab | 70.89a | 65.96 | ± 6.38 |
| DM yield, ton ha ⁻¹ | 20.78 | 20.91 | 17.77b | 20.79ab | 23.98a | 20.85 | ± 3.38 |
| CP yield, ton ha ⁻¹ | 1.41 | 1.44 | 0.97c | 1.41b | 1.90a | 1.42 | ± 0.43 |
| ME yield, Mcal ha ⁻¹ | 42567.55 | 41778.95 | 33070.17c | 41608.73b | 51840.85a | 42173.25 | ± 8991.78 |
| NE _p yield, Mcal ha ⁻¹ | 27243.23 | 26738.53 | 21164.91c | 26629.58b | 33178.15a | 26990.88 | ± 5754.75 |
| Nutrient Profile | | | | | | | |
| DM, % | 32.53 | 30.67 | 29.41b | 31.23ab | 33.83a | 31.50 | ± 3.16 |
| CP, % DM | 6.66 | 6.77 | 5.48b | 6.77a | 7.90a | 6.72 | ± 1.13 |
| ADF, % DM | 35.30b | 36.14a | 38.23a | 35.83ab | 33.09b | 35.72 | ± 2.48 |
| NDF, % DM | 55.82 | 56.43 | 58.98a | 56.21ab | 53.17b | 56.13 | ± 2.89 |
| ADL, %DM | 5.77 | 5.64 | 6.21a | 5.75ab | 5.14b | 5.70 | ± 0.59 |
| TDN, % DM | 55.78a | 54.69b | 51.99b | 55.09ab | 58.63a | 55.24 | ± 3.21 |
| ME, Mcal kg ⁻¹ DM | 2.03a | 1.99b | 1.86b | 2.00ab | 2.16a | 2.01 | ± 0.14 |
| NE _p , Mcal kg ⁻¹ DM | 1.30a | 1.27b | 1.20b | 1.28ab | 1.38a | 1.29 | ± 0.10 |

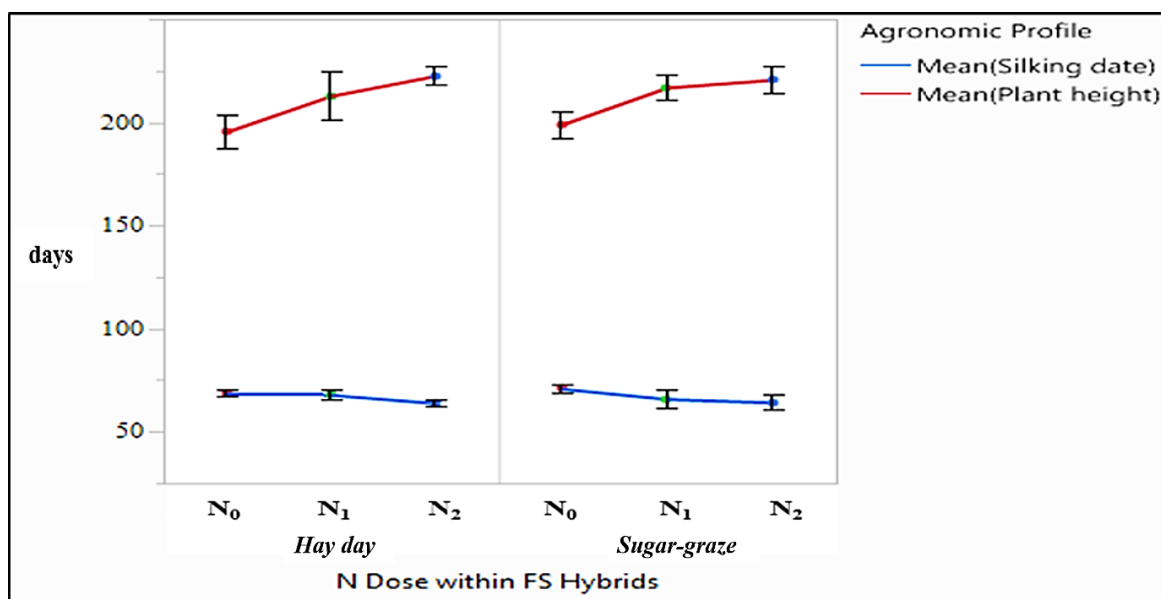
GHY: green herbage yield, DM: Dry matter, CP: Crude protein, ME: Metabolic energy, NE_p: Net energy production, SD: Standart deviation.

An agronomic profile such as plant height reached the longest level in N₂ compared to non-fertilizing plots (Figure 1), for “Hay day” and “Sugar-graze” (210.37 and 212.25 cm). [Silva et al. \(2011\)](#) evaluated plant height in 25 forage sorghum hybrids and noted that was an average of 207 cm, which was below the forage sorghum hybrids in current study. The plant height findings of [Chaudhary et al. \(2018\)](#) (161.06-173.98 cm) were also lower, yet the findings of [Atis et al. \(2012\)](#) (257.70-278.00 cm) and [Singh et al. \(2016\)](#) (274.9-354.8 cm) were higher than the current study. “Hay Day”, which was used in the current study, was stated the plant height as 284.60 cm by [Keskin et al. \(2018\)](#). [Shivprasad and Singh \(2017\)](#) also obtained the plant height as 234.00 cm with the same row spacing and N rate, which was similar to current study.

[Monteiro et al. \(2004\)](#) defined that plant height is an essential agronomic parameter for the GHY. It is also influenced positively by higher nitrogen rates ([Cheema et al., 2010](#)). But a greater plant height does not always refer to a higher DM yield. “Sugar-graze” had a longer plant height (212.25 cm) and GHY (68.05 ton ha⁻¹) than the plant height (210.37 cm) and GHY (63.86 ton ha⁻¹) of “Hay day”. But the DM yield of “Sugar-graze” (20.91 ton ha⁻¹) was very close to the DM yield of “Hay day” (20.78 ton ha⁻¹). The similarity of DM yield in forage sorghum

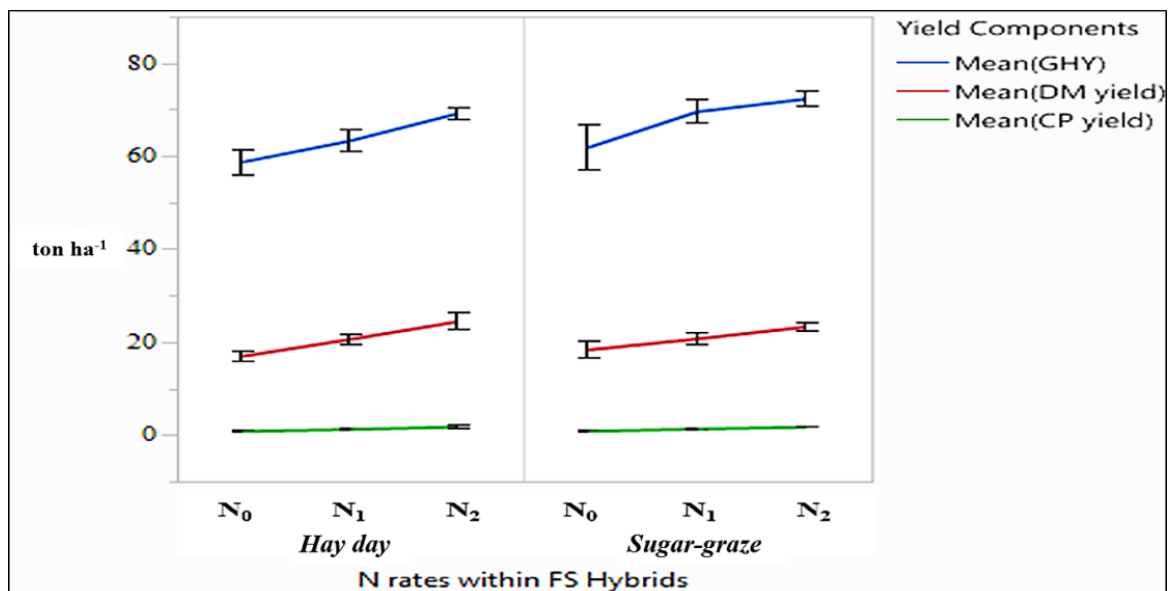
hybrids emanated from the DM content of the “Sugar-graze” (30.67%) and “Hay day” (32.53%).

GHY, DM yield, CP yield, ME yield, and NE_p yield tended to increase in applied N fertilizer [N₀ to N₂ (0 to 180 kg ha⁻¹)] (Figure 2). But individual hybrids' influence was less effective compared to different N rates on these yield components. With the parallel findings of [Holman *et al.* \(2019\)](#) and [Almodares *et al.* \(2009\)](#); GHY, and DM yield showed significant differences with the applied N rates. The GHY and DM yield results of [Keskin *et al.* \(2018\)](#) (83.37 ton ha⁻¹ and 26.58 ton ha⁻¹ for “Hay day”) and [Atis *et al.* \(2012\)](#) (84.69 ton ha⁻¹ and 21.0 ton ha⁻¹) showed higher yield potential from the current study. Similar agronomic practices to the current study by [Shivprasad and Singh \(2017\)](#), who conducted their study with row spacing of 30 cm and 120 kg ha⁻¹ N rate, reported that GHY was as 36.90 ton ha⁻¹. CP yields of forage sorghum hybrids were very similar to each other, while N rates showed significant differences. The response of CP yield to the N rates is related to the increase in DM and CP content. When nutrient uptake is boosted in the plants with some agronomic practices like fertilizing, protein synthesis in the plants is disposed to increase which is resulted in higher protein content, CP yield per area also increases as a consequence of this ([Książak *et al.*, 2012](#); [Sher *et al.*, 2017](#); [Pal *et al.*, 2014](#)) demonstrated that CP yield ranged 0.98-1.04 ton ha⁻¹ and 1.02-1.76 ton ha⁻¹, which were below the CP yield of N₂ rate in the current study.



N₀: control treatment, N₁: 120 kg ha⁻¹ N, N₂: 180 kg ha⁻¹ N.

Figure 1. Expression of agronomic profiles.



N₀: control treatment, N₁: 120 kg ha⁻¹ N, N₂: 180 kg ha⁻¹ N, GHY: Green herbage yield, DM: Dry matter, CP: Crude protein.

Figure 2. Expression of yield components.

Nutritive Profile

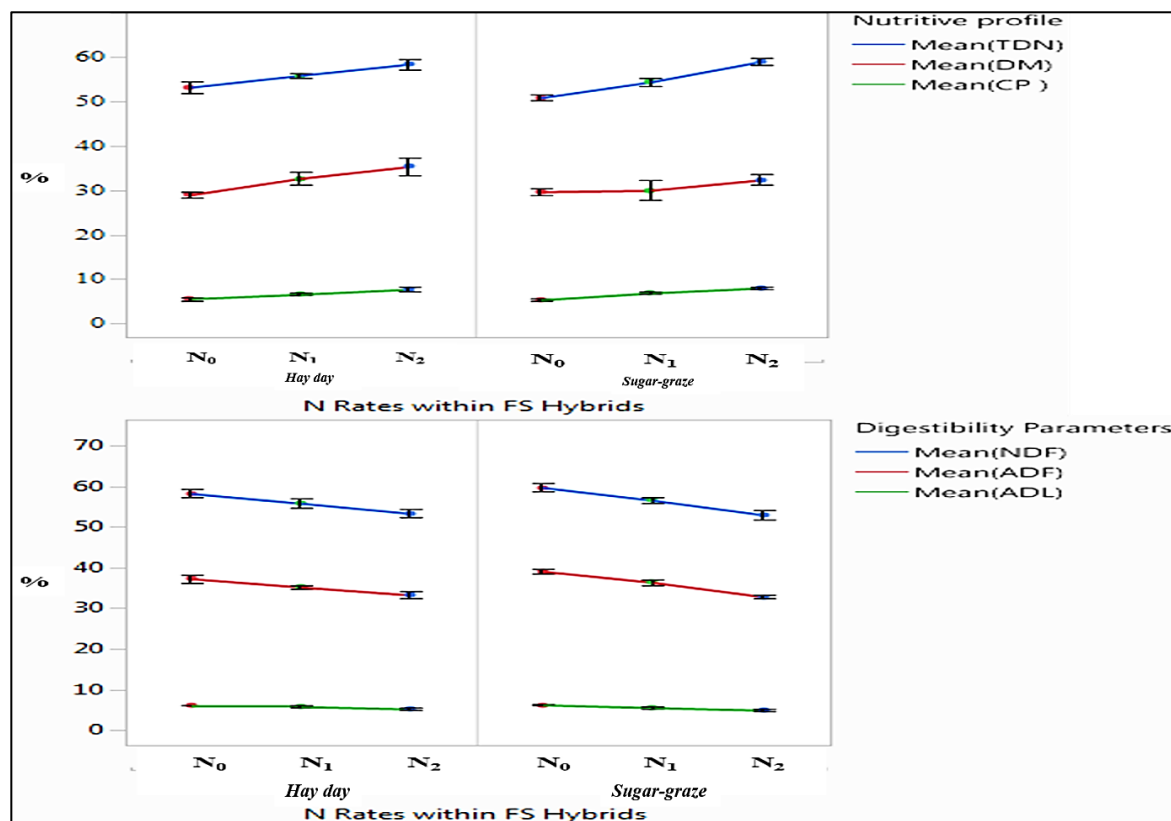
The effect of the forage sorghum hybrids on nutritive profile; ADF, TDN, ME, and NE_p had significantly different ($P < 0.05$), while DM, CP, NDF, and ADL were not (ns). The N rates effect on CP, ADF, NDF, ADL, TDN, ME, and NE_p detected significant differences ($P < 0.01$) in accordance with one-way ANOVA, excluding DM ($P < 0.05$). The interaction of forage sorghum hybrids \times N fertilizer rates were found non-significant for all parameters. "Hay day" and "Sugar-graze" had more than 30% DM (32.53% and 30.67%) (Figure 3). The maximum CP content (6.77%), ADF (36.14%), NDF (56.43%) were obtained in "Sugar-graze". "Hay day" had a maximum ADL (5.77%), TDN (55.78%), ME (2.03 Mcal kg⁻¹ DM), and NE_p (1.30 Mcal kg⁻¹ DM) compared to "Sugar-graze".

It was indicated that the maximum of DM (33.83%), CP (7.90%), TDN (58.63%), ME (2.16 Mcal kg⁻¹ DM), NE_p (1.38 Mcal kg⁻¹ DM) in N₂ rate. N₀ had the maximum ADF (38.23%), NDF (58.98%), and ADL (6.21%). N₂ plots gave 30% more CP, %11 TDN, %14 ME, %13 NE, and less %13 ADF, %10 NDF, % and 17% ADL over non-fertilizing (N₀) plots (Figure3).

Forage sorghum hybrids did not affect DM content, while N fertilizer rates did [N₀ to N₂ (0 to 180 kg ha⁻¹)]. "Hay day" and "Sugar-graze" showed a little variation of each other on DM content. In the contrast to current study; [Costa et al. \(2016\)](#) and [Tolentino et al. \(2016\)](#) indicated that 12 and 24 different sorghum genotypes might show wide variation in DM content (30.14-42.33%) (36.31-50.25%), in the same order. This type of wide variation makes predicting nutritive profile and dry matter intake non-confident. In addition, this is one of the main reasons why livestock producers choose corn rather than forage sorghum as silage for their total mixed rations ([Govea et al., 2010](#)).

The nutritive quality increase when N fertilizers should be so properly applied that they should improve the efficient use of plant nutrients. This application preserves also feed digestibility as well as silage quality ([Kaplan et al., 2019](#)). ADF, NDF, and ADL percentages are inversely related to DM intake, palatability and digestibility. Under these circumstances, low fiber contents ([Ahmad et al., 2016](#)) and

higher CP are more acceptable for better quality, and vice versa. The current study indicated that CP increased and digestibility parameters (ADF, NDF, ADL) decreased with applied N rates (Figure 3). The more digestible product, which had lower ADF (35.30%), NDF (55.82%) was “Hay day”. The findings of [Holman *et al.* \(2019\)](#) and [Damian *et al.* \(2017\)](#) about increasing CP content with applied N rates showed similar trends to the current study. CP contents were also documented by [Celik and Turk \(2021\)](#) (10.72% in 5 cultivars), [Costa *et al.* \(2016\)](#) (8.03% in 15 genotypes), [Tolentino *et al.* \(2016\)](#) (8.14% in 24 genotypes).



N_0 : control treatment, N_1 : 120 kg ha⁻¹ N, N_2 : 180 kg ha⁻¹ N, DM: Dry matter, CP: Crude protein, TDN: Total digestible nutrient, ADF: Acid detergent fiber, NDF: Neutral detergent fiber, ADL: Acid detergent lignin.

Figure 3. Expression of nutritive profile and digestibility parameters.

In the current study, there were variations among N fertilizer rates [N_0 to N_2 (0 to 180 kg ha⁻¹)] in digestibility parameters, which were ADF, NDF, and ADL. Increasing N rates declined ADF, NDF, and ADL content, in contrast to the findings of [Tang *et al.* \(2018\)](#) and [Marsalis *et al.* \(2010\)](#). These rates in the current study also made forage sorghum hybrids more digestible for animal feed. The findings of [Tang *et al.* \(2018\)](#) (40.60% ADF, 65.20% NDF) and [Sher *et al.* \(2016\)](#) (43.80% ADF, 53.95% NDF) were higher than the current study. [Kir and Sahan \(2019\)](#) indicated the ADL content of “Sugar-graze” was 5.20%, which is lower for the same hybrid in the current study. TDN defines the available nutrients for livestock and the energy content of forages ([Sayar *et al.*, 2014](#); [Posada *et al.*, 2012](#)); therefore, the highest TDN (55.78%) was observed in “Sugar-graze”. N fertilizer rates [N_0 to N_2 (0 to 180 kg ha⁻¹)] increased TDN in the current study. The TDN content of the current study had %11 more TDN (55.78%) compared to the finding of [Bilen and Turk \(2021\)](#) for “Sugar-graze” (49.52%). [Tang *et al.* \(2018\)](#) (49.00%) and [Sher *et al.* \(2016\)](#) (44.80%) also stated lower TDN content over the current study.

Similar to TDN, which is highly desirable quality components, ME and NE_p are beneficial to forage quality by improving animals' ability to utilize the forage nutrients (Carmi *et al.*, 2006, Lithourgidis *et al.*, 2006). Applied N rates increased energy values in agreement with Kaplan *et al.*, 2016; Kaplan *et al.*, 2019). They also determined ME values as 2.11 and 1.56 Mcal kg⁻¹ DM, which were higher compared to the control treatment and lower than N₂ rates in the current study.

Growing Degree Days (GDD) Relationship with Agronomic Profile, Yield Components and Nutritive Profile

Table 2. Correlation co-efficients of some important parameters with growing degree days (GDD).

| | SD | PH | DM | GHY | DMY | CPY | MEY | NE _p Y | CP | ADF | TDN | NDF | ADL |
|----------------|-------|----------|------|-------|-------|------|------|-------------------|------|------|------|------|------|
| GDD | -0.44 | 0.71 | 0.41 | 0.50 | 0.54 | 0.38 | 0.45 | 0.45 | 0.17 | - | 0.13 | - | - |
| | | | | | | | | | | 0.13 | | 0.10 | 0.30 |
| p level | 0.03* | 0.001*** | 0.09 | 0.03* | 0.02* | 0.13 | 0.06 | 0.06 | 0.50 | 0.60 | 0.61 | 0.72 | 0.23 |

SD: silking date, **DM:** dry matter, **GHY:** green herbage yield, **DMY:** dry matter yield, **CPY:** crude protein yield, **MEY:** metabolic energy yield, **NE_pY:** net energy production yield, **CP:** crude protein, **ADF:** acid detergent fibre, **TDN:** total digestible nutrient, **NDF:** neutral detergent fibre, **ADL:** acid detergent lignin

GDD had a relationship with some agronomic profiles and yield components, while all nutritive profiles were not (ns) (Table 2). Plant height ($r = 0.71$, $P < 0.001$) showed a positive strong correlation. GHY ($r = 0.50$, $P = 0.03$), DM yield ($r = 0.54$, $P = 0.02$) showed a positive weak correlation, while silking date ($r = -0.44$, $P = 0.03$) showed a negative weak correlation with GDD (Table 2). Lyons *et al.* (2019) noted a positive weak relationship between GDD to sorghum biomass yield and DM yield, similar to the current study.

CONCLUSION

The two forage sorghum hybrids cultivated with three different N rates were evaluated for agronomic profiles, yield components, and nutritive profiles in Ankara. The results indicated that all agronomic profiles, yield components, and nutritive profiles were influenced by N fertilizing and its rates. But forage sorghum hybrids just affected GHY, ADF, TDN, ME, NE_p. "Hay day" was determined more nutritive in DM, ADF, NDF, TDN, ME, and NE_p compared to "Sugar-graze". In contrast to the nutritive profile, "Sugar-graze" had more GHY, DM yield, and CP yield. Forage sorghum hybrids were affected positively by applied N rates [N₀ to N₂ (0 to 180 kg ha⁻¹)]. In the current study, more digestible forage was expressed by "Hayday" than "Sugar-graze" with lower ADF, NDF. In the progress of control treatment (N₀ to 180 kg ha⁻¹ (N₂); digestibility and quality increased. This progress also positively affected the agronomic profiles and yield components of forage sorghum hybrids.

DECLARATION OF COMPETING INTEREST

Authors declare that they have no conflict of interest.

CREDIT AUTHORSHIP CONTRIBUTION STATEMENT

Ugur Ozkan: Investigation, methodology, formal analysis, writing, editing,
Nesim Yildiz: Investigation, data curation, writing,
Celal Peker: Data curation, laboratory analysis.

ETHICS COMMITTEE DECISION

This article does not require any ethical committee decision.

REFERENCES

- Afzal M, Ahmad A and Ahmad AH (2012). Effect of nitrogen on growth and yield of sorghum forage (*Sorghum bicolor* (L.) Moench cv.) Under three cuttings system. *Cercetări Agronomice*, 45: 57-64.
- Ahmeda IAM, Eltiliba AMA, Ganawab FHS and Islamd KR (2016). Utilization of industrial waste aqueous ammonia for irrigated forage sorghum production. *Archives of Agronomy and Soil Science*, 62: 93-07.
- Almodares A, Jafarinia M and Hadi MR (2009). The effects of nitrogen fertilizer on chemical compositions in corn and sweet sorghum. *American-Eurasian Journal of Agricultural and Environmental Sciences*, 6(4): 441-446.
- Amelework B, Shimelis H, Tongoona P, Mark Laing M and Mengistu F (2015). Genetic variation in lowland sorghum (*Sorghum bicolor* (L.) Moench) landraces assessed by simple sequence repeats. *Plant Genetic Resources*, 13: 131-141.
- AOAC (2005). Official methods of analysis (930.15 and 2001.12). 18th ed. *AOAC International, Gaithersburg, MD, USA*.
- Atis I, Konuskan O, Duru M, Gozubenli H and Yilmaz S (2012). Effect of harvesting time on yield, composition and forage quality of some forage sorghum cultivars. *International Journal of Agriculture and Biology*, 14(6): 879-886.
- Avcı M (2000). *Determination of winter perennial wheatgrass- leguminous forage crops mixtures that can be cultivated to establish temporary artificial pasture in Çukurova*. Çukurova University, Graduate School of Natural and Applied Sciences, 113 p., Adana.
- Bilen Y and Turk M (2021). A research on possibilities of second crop sorghum-sudangrass hybrids growing on banaz condition. *SDU Journal of the Faculty of Agriculture*, 16(1): 46-51.
- Brocke KV, Trouche G, Weltzien E, Barro CPK, Sidibe A, Zougmore R (2014) Helping farmers adapt to climate and cropping system change through increased access to sorghum genetic resources adapted to prevalent sorghum cropping systems in Burkina Faso. *Experimental Agriculture*, 50: 284-305.
- Carmi A, Aharoni Y, Edelstein M, Umiel N, Hagiladi A, Yosef E, Nikbachat M, Zenou A, Miron J (2006). Effects of irrigation and plant density on yield, composition and in vitro digestibility of a new forage sorghum variety, Tal, at two maturity stages. *Animal Feed Science Technology*, 131: 121-133.
- Celik B and Turk M (2021). The determination of forage yield and quality of some silage sorghum cultivars in ecological conditions of uşak province. *Turkish Journal of Range and Forage Science*, 2(1): 1-7.
- Chaudhary JD, Pavaya RP, Malav JK, Dipika G, Chaudhary N, Kuniya NK and Jat JR (2018). Effect of nitrogen and potassium on yield, nutrient content and uptake by forage sorghum (*Sorghum bicolor* (L.) Moench) on loamy sand. *International Journal of Chemical Studies*, 6(2): 761-765.
- Cheema MA, Farhad W, Saleem MF, Khan HZ, Munir A, Wahid MA, Rasul F and Hammad HM (2010). Nitrogen management strategies for sustainable maize production. *Crop Environment*, 1: 49-52.
- Costa RF, Pires DADA, Moura MMA, Sales ECJD, Rodrigues JAS and Rigueira JPS (2016). Agronomic characteristics of sorghum genotypes and nutritional values of silage. *Acta Scientiarum- Animal Sciences*, 38: 127-133.
- Damian JM, Ros COD, Silva RFD, Coldebella, IJ and Simon DH (2017). N, P or K doses on the dry matter and crude protein yield in maize and sorghum for silage. *Pesquisa Agropecuária Tropical*, 47: 53-61.

- Fonseca, L, Mezzalira JC, Bremm C, Filho RSA, Gonda HL and Carvalho PCF (2012). Management targets for maximising the short-term herbage intake rate of cattle grazing in *Sorghum bicolor*. *Livestock Science*, 145: 205–211.
- Govea FE, Marsalis MA, Lauriault LM and Bean BW (2010). Forage sorghum nutritive value: A review. Online. *Forage and Grazinglands*, 8(1): 1-6.
- Horrocks RD and Vallentine JF (1999). Harvested Forages. *Academic Press*, London, UK.
- Holman JD, Obour AK and Mengel DB (2019). Nitrogen application effects on forage sorghum production and nitrate concentration. *Journal of Plant Nutrition*, 42(20): 2794-2804.
- Ikanović J, Janković S, Popović V, Rakić S, Dražić G, Živanović L and Kolarić L (2014). The effect of nitrogen fertilizer rates on green biomass and dry matter yield of *Sorghum* ssp. at different growth stages. *Biotechnology in Animal Husbandry*, 30(4): 743-749.
- Iqbal MA (2015). Agronomic management strategies elevate forage sorghum yield: A review. *Journal of Advanced Botany and Zoology*, 3: 1-6.
- Iqbal MA, Ahamd B, Shah MH and Ali K (2015). A study on forage sorghum (*Sorghum bicolor* L.) production in perspectives of white revolution in Punjab, Pakistan: Issues and future options. *American-Eurasian Journal of Agricultural and Environmental Sciences*, 15(4): 640-647.
- Kaplan M, Baran O, Unlukara A, Kale H, Arslan M, Kara K and Ulas A (2016). The effects of different nitrogen doses and irrigation levels on yield, nutritive value, fermentation and gas production of corn silage. *Turkish Journal of Field Crops*, 21(1): 101-109.
- Kaplan M, Kara K, Unlukara A, Kale H, Beyzi SB, Varol IS and Kamalak A (2019). Water deficit and nitrogen affects yield and feed value of sorghum sudangrass silage. *Agricultural Water Management*, 218: 30-36.
- Keskin B, Akdeniz H, Temel S and Baris, E (2018). Determination of agricultural characteristics of some silage sorghum and Sudan grass varieties grown as second product. *Yuzuncu Yil University Journal of Agricultural Sciences*, 28(4): 412-418.
- Kir H and Sahan BD (2019). Yield and quality feature of some silage sorghum and sorghum-sudangrass hybrid cultivars in ecological conditions of Kırşehir province. *Turkish Journal of Agricultural and Natural Sciences*, 6(3): 388-395.
- Książak J, Matyka M, Bojarszczuk J and Kacprzak A (2012). Evaluation of productivity of maize and sorghum to be used for energy purposes as influenced by nitrogen fertilization. *Žemdirbystė-Agriculture*, 99(4): 363-370.
- Kumar TVA, Samuel DVK, Jha SK and Sinha JP (2015). Twin screw extrusion of sorghum and soya blends: a response surface analysis. *Journal of Agricultural Science Technology*, 17: 649-662.
- Lema M, Felix A, Salako S and Bishnoi U (2000). Nutrient content and in vitro dry matter digestibility from various grain sorghum and sweet sorghum cultivars. *Journal of Sustainable Agriculture*, 17: 55-70.
- Lithourgidis AS, Vasilakoglou IB, Dhima KV, Dordas CA, Yiakoulaki MD (2006). Forage yield and quality of common vetch mixtures with oat and triticale in two seeding ratios. *Field Crop Research*, 99: 106-113.
- Lyons SE, Ketterings QM, Godwin GS, Cherney JH, Cherney DJ, Meisinger JJ and Kilcer TF (2019). Double-cropping with forage sorghum and forage triticale in New York. *Agronomy Journal*, 111(6): 3374-3382.
- Mahama GY, Vara Prasad PV, Mengel DB and Tesso TT (2014). Influence of nitrogen fertilizer on growth and yield of grain sorghum hybrids and inbred lines. *Agronomy Journal*, 106(5): 1623-1630.
- Marsalis MA, Angadi SV and Contreras-Govea FE (2010). Dry matter yield and nutritive value of corn, forage sorghum, and BMR forage sorghum at different plant populations and nitrogen rates. *Field Crop Research*, 116: 52-57.
- McMaster GS and Wilhelm WW (1997). Growing degree-days: one equation, two interpretations. *Agricultural and Forest Meteorology*, 87(4): 291-300.
- Monteiro MCD, Anunciação Filho CJ, Tabosa JN, Oliveira FJ, Reis OV and Bastos GQ (2004). Avaliação do desempenho de sorgo forrageiro para o semiárido de Pernambuco. *Revista Brasileira de Milho e Sorgo*, 3: 52-61. (In Spanish)
- National Research Council (NRC) 1989. Nutrient requirements of dairy cattle. *National Academies Press, Washington, DC, USA*.
- Noori MS (2020). Effect of nitrogen fertilization on growth and forage yield of sorghum [*Sorghum bicolor* (L.) Moench.] under takhar agro-ecological conditions. *Turkish Journal of Range and Forage Science*, 1(2): 66-71.
- Ontario Ministry of Agriculture and Food (OMAF) (2002) *Annual Report*.

- Pal MS, Reza A, Joshi YP and Panwar UBS (2014). Production potential of forage sorghum (*Sorghum bicolor* L.) under different intercropping systems. *Agriculture for Sustainable Development*, 2(2): 87-91.
- Posada OS, Rosero NR, Rodríguez N and Costa CA (2012). Comparison of methods to determine the energy value of feeds for ruminants. *Revista MVZ Cordoba*, 17(3): 3184-3192.
- Rahimi J, Laux P and Khalili A (2020). Assessment of climate change over Iran: CMIP5 results and their presentation in terms of Köppen–Geiger climate zones. *Theoretical and Applied Climatology*, 141(1): 183-199.
- Robertson JB and Van Soest PJ (1981). The detergent system of analysis and its application to human foods. In *The Analysis of Dietary Fiber in Food*; James, WPT, Theander O, Eds; Marcel Dekker: New York, NY, USA, 123-158.
- Sankarapandian R, Audilakshmi S, Sharma V, Ganesamurthy K, Talwar HS and Patil JV (2013). Effect of morpho-physiological traits on grain yield of sorghum grown under stress at different growth stages, and stability analysis. *Journal of Agricultural Science*, 151: 630-647.
- SAS Institute, Inc (2017). JMP® Statistical Discovery Software (v.13.0). Cary, NC.
- Sayar MS, Han Y, Yolcu H and Yucel H (2014). Yield and quality traits of some perennial forages as both sole crops and intercropping mixtures under irrigated conditions. *Turkish Journal of Field Crops*, 19(1): 59-65.
- Sher A, Ansar M, Ijaz M and Sattar A (2016). Proximate analysis of forage sorghum cultivars with different doses of nitrogen and seed rate. *Turkish Journal of Field Crops*, 21(2): 276-285.
- Sher A, Hassan FU, Ali H, Hussain M and Sattar A (2017). Enhancing forage quality through appropriate nitrogen dose, seed rate and harvest stage, in sorghum cultivars grown in Pakistan. *Grassland Science*, 63(1): 15-22.
- Shivprasad M and Singh R (2017). Effect of planting geometry and different levels of nitrogen on growth, yield and quality of multi-cut fodder sorghum (*Sorghum bicolor* (L.) Monech). *Journal of Pharmacognosy and Phytochemistry*, 6(4): 896-899.
- Silva TC, Santos EM, Azevedo JAG, Edvan RL, Perazzo AF and Pinho RMA (2011). Agronomic divergence of sorghum hybrids for silage yield in the semiarid region of Paraíba. *Revista Brasileira de Zootecnia*, 40: 1886-1893.
- Singh KP, Chaplot PC, Sumeriya HK and Choudhary GL (2016). Performance of single cut forage sorghum genotypes to fertility levels. *Forage Research*, 42(2): 140-142.
- Tang C, Yang X, Chen X, Ameen A and Xie G. (2018). Sorghum biomass and quality and soil nitrogen balance response to nitrogen rate on semiarid marginal land. *Field Crops Research*, 215: 12-22.
- Tolentino DC, Rodrigues JAS, Pires DADA, Veriato FT, Lima LOB and Moura MMA (2016). The quality of silage of different sorghum genotypes. *Acta Scientiarum- Animal Sciences*, 38: 143-149.
- Van Soest PJ, Robertson JB and Lewis BA (1991). Methods for dietary fiber, neutral detergent fiber, and non starch polysaccharides in relation to animal nutrition. *Journal of Dairy Science*, 74: 3583-3597.
- Zhang YJ, Zhang XQ, Wang XY, Li N and Kan HM (2014). Establishing the carrying capacity of the grasslands of China: a review. *The Rangeland Journal*, 36(1): 1-9.