



Exploring The Synthesis of 1,2,4-Triazole Derivatives: A Comprehensive Review

Rebaz Anwar Omer ^{1*}, Rzgar Farooq Rashid ², Khdir Ahmed Othman ¹

¹ Department of Chemistry, Faculty of Science & Health, Koya University, Koya KOY45, Kurdistan Region – F.R. Iraq

² Department of Medical Laboratory Science, College of Science, Knowledge University, Erbil 44001, enbox1 Iraq

* Corresponding author: E-mail: rebaz.anwar@koyauniversity.org

ABSTRACT

The pharmacological activities of triazole derivatives have been studied extensively by researchers. Different derivatives of triazole have shown promise in treating various diseases. Most triazole derivatives have demonstrated anti-inflammatory, anti-cancer, anti-bacterial, and anti-fungal activities. The ability of these compounds to modulate various biological processes has made them attractive for pharmaceutical development. Furthermore, the low cost and wide availability of triazoles have made them even more attractive for drug development. In addition to the pharmacological activities, triazole derivatives have also been reported to possess antioxidant properties. Studies have shown that 1,2,3-triazole can protect against oxidative damage and inhibit lipid peroxidation. Furthermore, 1,2,4-triazole has been found to act as an antioxidant and scavenge free radicals. The antioxidant properties of triazoles make them attractive for the development of new drugs. The synthesis of triazole derivatives has also been studied extensively. Various methods have been developed to synthesize triazole derivatives, including chemical and enzymatic methods. Chemical methods involve the formation of cyclic structures by the reaction of alkyl halides with azides. Enzymatic methods involve the use.

ARTICLE INFO

Keywords:

Synthesis
1,2,3-Triazole, Triazole derivatives
Triazole Substituted

Received: 2023-03-12

Accepted: 2023-04-15

ISSN: 2651-3080

DOI: 10.54565/jphcfum.1263834

Introduction

The history of heterocyclic compounds, when Luigi Brugnatelli in the nineteenth century found alloxan (2,4,5,6-pyrimidinetetrone) in 1818. The chemistry of heterocyclic has an accounting close to a third of new publications. However, two from the third part of organic chemistry are heterocyclic compounds. The compounds of cyclic are defined as all carbon atoms combined in a cyclic. If one or more Carbon atom in cyclic compounds is replaced by other heteroatoms the heterocyclic compounds were designed. Oxygen, nitrogen, and sulfur are common hetero atoms in heterocyclic compounds, but heterocyclic compounds also contain other atoms. There are significantly important in the biological activity Five-member ring of heterocyclic systems 1,3,4-Thiadiazoles and 1,2,4- Triazoles,

constitute the structure of features cyclic compounds. The first scientist who gives the name Triazole is Bladin in 1885[1]. Triazole widely different activities for instance anti-inflammatory [2-4], anticancer [5, 6], antibacterial [7-9], antifungal [10, 11], antitubercular [12, 13], antiviral [14, 15], anti-convulsant [10, 16, 17], antihelminthic [18], anti-nociceptive [19-21], analgesic [22], anti-corrosive [23], antioxidant [24-27], hypoglycemic [28], urease & lipase inhibitors [29], anti-proliferative diuretic, sedative, anti-migraine, anti- HIV and muscle relaxant [30].

Triazole And Tautomer's

Triazole with a five-member ring is a heterocyclic compound. It contains three nitrogens and two carbon atoms

at nonadjacent positions. Triazole has two isomers 1,2,4-triazoles and 1,2,3-triazoles Fig. 1.

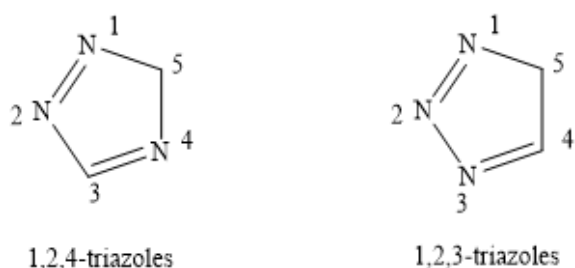


Fig. 1: Triazole

Also, 1,2,4-triazole has two tautomers from Fig.2. 1H and 4H-1,2,4-triazoles are important in pharmacological activity [31, 32].

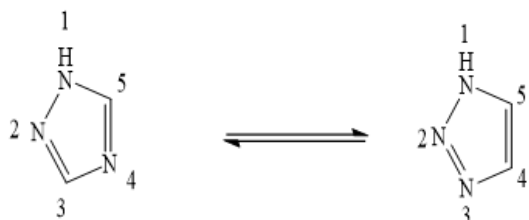
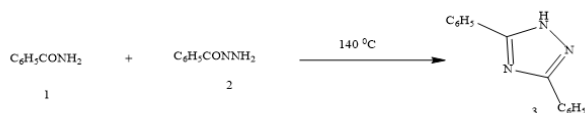


Fig. 2: 1,2,4-triazole tautomer's

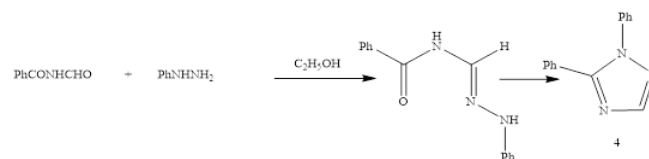
Triazole Synthesis

Triazoles are synthesized in two methods, first method is the Pellizzari reaction method the synthesis of Triazole from acyl hydrazide and amide, then a mixture with KOH was heated to yield 1,2,4-Triazoles. For instance, with benzoyl hydrazide 1 with benzamide 2, the yield is 3,5-diphenyl-1,2,4-triazole 3 (Scheme 1).



Scheme 1

The second one is the Einhorn Brunner methods are condensation reaction method between monosubstituted hydrazine like phenylhydrazine with diacylamines, for example, N-formyl benzamide in the present weak acid to yield 1,5-diphenyl-1,2,4-triazole 4 (Scheme 2) [31, 33, 34].

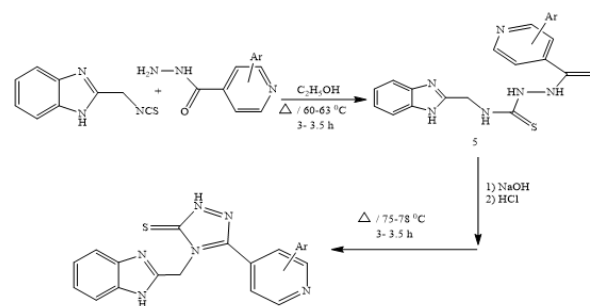


Scheme 2

Synthesis Triazole Derivatives

Synthesized 4-(4-(1H-benzo[d]imidazol-2-yl) methyl)-3-(pyridin-4-yl)-1H-1,2,4-triazole-5(4H)-thione

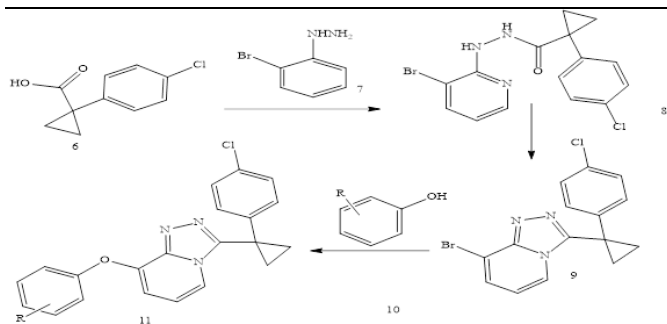
From N-(4-(1H-benzo[d]imidazol-2-yl) methyl)-2-isonicotinoylhydrazine carbothioamide 5 when refluxed in HCl and neutralization by NaOH (Scheme 3). [35]



Scheme 3

Synthesis of 3-[1-(4-Chlorophenyl) cyclopropyl]-8-aryloxy-TZP Analogues

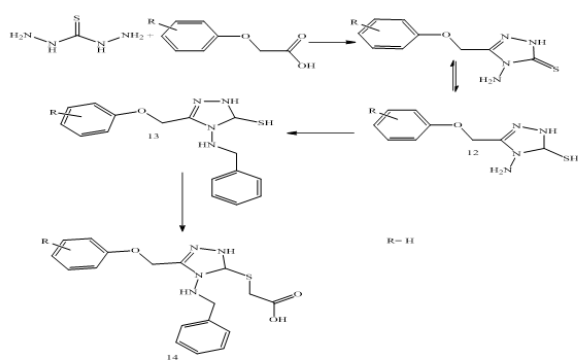
From 1-(4-chlorophenyl) cyclopropane-1-carboxylic acid 6 and hydrazine 7 to produced acyl hydrazide 8. Cyclodehydration compound 8 by PPh₃Cl₂ Bromotriazolopyridine was formed 9 with a good yield. Compound 9 was joined with phenols 10, the compound 11 was produced under the modification conditions (Scheme 4). [36]



Scheme 4

Prepared 2-[4-(substituted benzylidene amino)-5-(substituted phenoxy methyl)-4H-1,2,4-triazole-3-yl thio] acetic acid derivatives

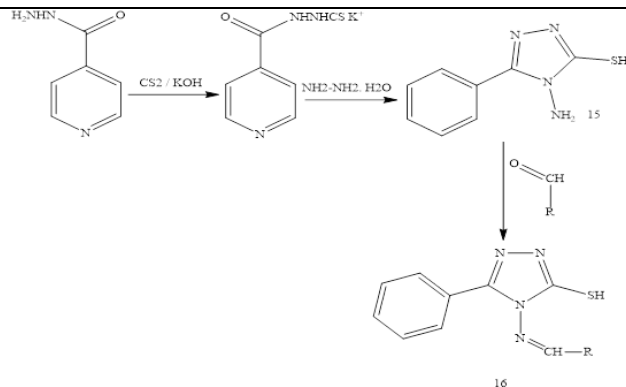
Starting the reaction of thiocarbohydrazide and substituted phenoxy acetic acid the product is 3-(substituted phenoxy methyl)-4-amino-5-mercapto-1,2,4-triazoles 12. Product 12 was substituted by numerous aromatic aldehydes in present CH₃OH and concentrated HCl for 2h at 90 °C, the product is 13 converted to 14 by the reaction with ClCH₂CO₂H in CH₃OH medium with a drop of pyridine and 3h was refluxed (Scheme 5). [24]



Scheme 5

Synthesis 4-Ethylideneamino-5-pyridine-4-yl-4H-[1,2,4] triazole-3-thiol

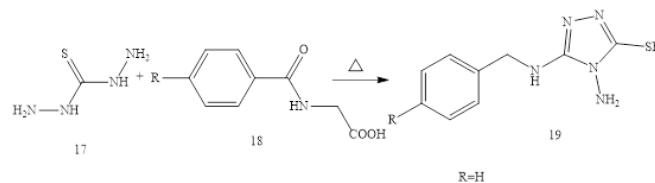
By a mix of equimolar 4-amino-5-pyridine-4-yl-1,2,4-triazole-3-thiol 15 with aldehydes in CH₃OH (50, 70 mL) respectively, then added a few drops of Conc. HCl and refluxed for 4h. The mixtures were taken at room temperature overnight. The yield was obtained then filtered. Purification with evaporation on silica gel Colum, compound 16 was produced (Scheme 6). [37]



Scheme 6

Prepared N-(4-amino-5-sulfanyl-4H-1,2,4-triazole-3-yl)methyl]-4-substituted-benzamide

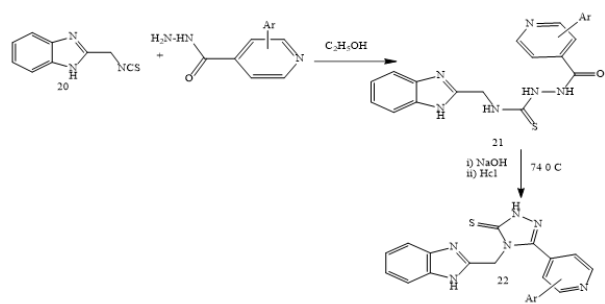
A mixture of thiocarbohydrazide 17 with N-benzoylglycine/N-(p-tolyl)glycine 18 (0.01674 mol) in the equimolar ratio was fused in the water bath for 1h, after cooled and dried with 5 %NaHCO₃ solution. The product compound 19 was filtered, washed with water, and recrystallized with ethanol (Scheme 7). [38]



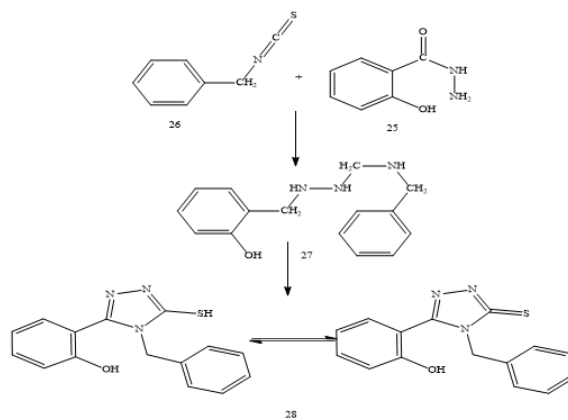
Scheme 7

Synthesis 4-((1H-benzo[d]imidazol-2-yl) methyl)-5-(pyridine-4-yl)-2H-1,2,4-triazole-3(4H)-thione

by dissolved (7.5 mmol) 2-(isothiocyanatomethyl)-1H-benzo[d]imidazole 20 in water, added (7.0 mmol) isoniazid and refluxed the mixture with 40 mL ethanol for 4h. The mixture was cooled at 0-5 °C and distilled to remove ethanol and used ethyl acetate to extract. The product crude was formed after the organic layer was dried by sodium sulfate. For further purification used column chromatography to obtain compound product 21 in yellow color. Compound 21 (12.5 mmol) was dissolved in (2 M, (30 mL)) sodium hydroxide (NaOH) solution and refluxed for 6h at 75 °C. When the reaction is completed, the mixture is cooled and acidified with HCl (20 mL), and the extracted product is with (C₄H₈O₂). The organic layer was dry with Na₂SO₄ and distilled, and the crude yield product was formed. Column chromatography was used for further purification to get the white product 22 (Scheme 8). [25]



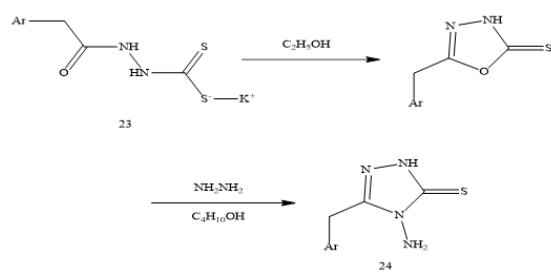
Scheme 8



Scheme 10

Synthesis 4-amino-5-(aryl methyl)-2,4-dihydro-3H-1,2,4-triazole-3-thione

Dithiocarbamate 23 (1 g) in ethanol (20 mL) with hydrazine hydrate (0.02 mole) for 10h was refluxed. The reaction cooled at room Temp. then dissolved in H₂O, after acidification with HCl, Filtered, washed, dried, and recrystallized by CH₃OH to find product 24 (Scheme 9). [39]



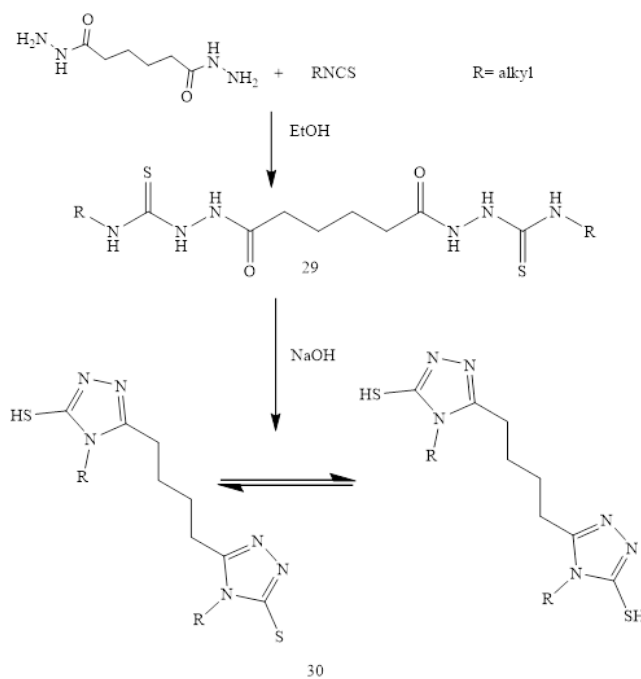
Scheme 9

Synthesis of 4-benzyl-3-(2-hydroxyphenyl)-1H-1,2,4-triazole-5(4H)-thione

A mixture of (0.01 mol) compound 25 and equimolar benzyl isothiocyanates 26 in (100 mL) CH₃OH then for 8h was refluxed. Product 27 was filtered, washed by Et₂O, dried then crystallized from ethanol-dioxane. For 4 hours, compound 27 (0.01 mol) and NaOH (0.01 mol, in water) were a mix and refluxed. Next cooling the solution was used hydrochloric acid was to acidify and then collected by filtration. Recrystallized products from CH₃OH- dioxane to get compound 28 (Scheme 10)[40].

Synthesis 5,5'-Butane-1,4-diylbis(4-allyl)-2,4-dihydro-3H-1,2,4-triazole-3-thione

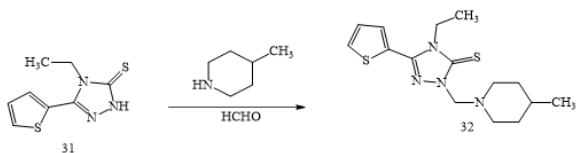
From a mixture (0.01 mol) of bis-thiosemicarbazides compound 29 with (10 mL) of 10 % NaOH, for 3h the reaction mixture was refluxed. After that cooled at RT and filtered. Product 30 was neutralized with glacial gel acidic acid. After that dried and recrystallized with CH₃OH (Scheme 11). [41]



Scheme 11

Synthesis 4-Ethyl-2-[(4-methyl piperidine-1-yl)methyl]-5-(2-thienyl)-2,4-dihydro-3H-1,2,4-triazole-3-thione

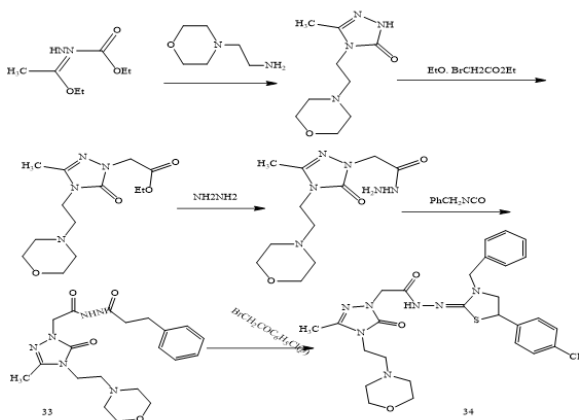
A mixture of 31 (0.01 mol), suitable amines (0.01) in (20 mL) ethanol, and formaldehyde (1.5 mL) at room temp was stirred for 1h. The product was filtrated, dried, and crystallized with CH₃OH to give compound 32 (Scheme 12) [42].



Scheme 12

Synthesis N-[3-Benzyl-4-(4-chlorophenyl)-1,3-thiazol-2(3H)-ylidene]-2-[3-methyl-4-(2-morpholine-4-ylethyl)-5-oxo-4,5-dihydro-1H-1,2,4-triazol-1-yl]acetohydrazide

From 4-chlorophenyl bromide (10 mmol) added to the compound 33 in ethanol were refluxed for 8h in the presented of dried sodium acetate. The reaction was cooled at RT, then poured into ice water with stirring, and left overnight. The solid creation was filtered, washed with ice water, dried, and recrystallized from the ethylacetate-ethyl ether (1:2), and the target compound 34 was yielded (Scheme 13) [43].

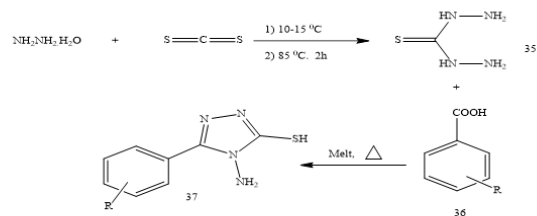


Scheme 13

Prepared 4-Amino-5-(substituted-phenyl)-4H-[1,2,4]-triazole-3-thiol

From benzoic acid 35 (0.01 mol) and thiocarbohydrazide 36 (0.015 moles) the round flask was heated until the mixture

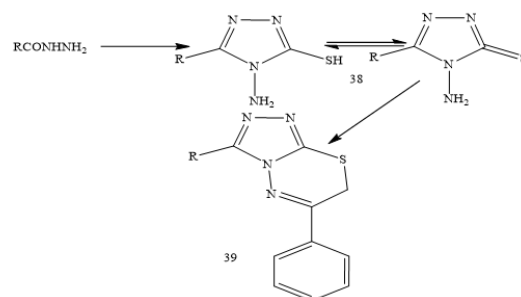
was melted. The cooled mixture was then acidified by sodium bicarbonate. After that washed with H₂O and filtration the product. Recrystallized product 37 from CH₃OH (Scheme 14).[44]



Scheme 14

Synthesis 3-long chain alkenyl/hydroxyalkenyl-6-phenyl-7H-1,2,4-triazol-o[3,4-b]-1,3,4-thiadiazines

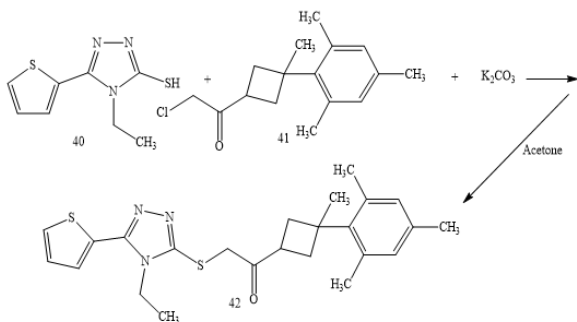
From 4-amino-5-long chain alkenyl/ hydroxyalkenyl-1,2,4-triazole-3-thiones 38 which was synthesis from (NaOH, 0.01 mol, 50 mL ethanol), alkenyl/hydroxyalkeny hydrazide (0.01 mol) and added carbon disulfide (0.013 mol). At 8h at r.t, the mixture was stirred. After diluting with 30 mL CH₃OH then stirred for 1h. Potassium salt (0.02 mol, 20 mL H₂O) was gradually stirred then added to the above mixture and for 4h refluxed. Cooled the reaction and used HCl to acidify. Filtered product 38, washed by H₂O and purified with ether by using column-chromatography. The mixture of 38 (0.0025 mol, 15 mL CH₃CH₂OH), and added (0.0025 mol, C₆H₅CCH₂Br) was refluxed for 12h at 90 °C in an oil bath. To neutralize triazole, ammonium hydroxide was used. Water: Dichloromethane was used to extract produce. Dried the organic by sodium sulfate anhydrous. Evaporated solvent and for further purification, Compound 39 was obtained using column chromatography (ether: diethyl ether). (Scheme 15).[45]



Scheme 15

Synthesis of 1-(3-methyl-3-mesityl)-cyclobutyl-2-(5-thiophen-4-ethyl-2h-[1,2,4]triazol-3-ylsulfanyl)-ethanon

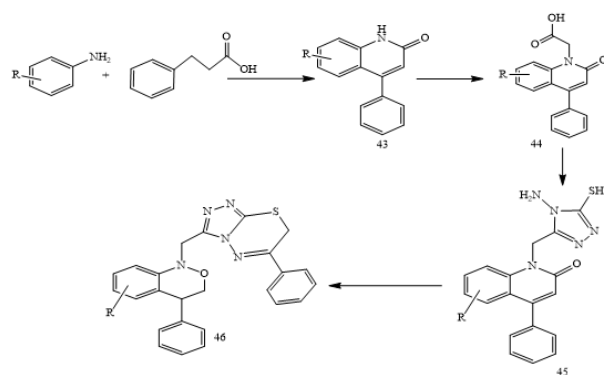
A mix of (2 mmol) of 2-chloro-1-(3-Methyl-3-mesityl-cyclobutyl)-ethanon compound 40 which was synthesized according to [46] with (30 mL) acetone contained (2 mmol) K_2CO_3 . (2 mmol) of 4-ethyl-5-(2-thienyl)-2,4-dihydro-3H-1,2,4-triazole-3-thione 41 in (20 mL) acetone, added dropwise into the above solution for 1 hour while stirring. The solid products 42 (Scheme 16) were filtrated, washed, dried, and recrystallized from ethyl alcohol.[47]



Scheme 16

Prepared 4-phenyl-1-((6-phenyl-7H-[1,2,4]triazolo[3,4-b][1,3,4]thiadiazol-3-yl)methyl)-(substituted)-1,2-dihydroquinoline-2-one

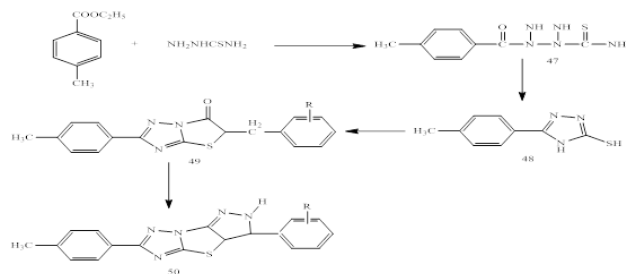
From the starting material phenylquinoline-2-one 43 this compound was obtained by cyclo condensation of aniline with 3-phenyl-2-propenoic acid in the presence of H_2SO_4 (Conc.), ethanol and Nitrobenzene. 2-oxophenyl-(substituted)-quinolin-1-ylacetic acid derivatives 44 were provided after compound 43 treatment with chloro-acetic acid in the alkaline medium. The next 44 were heated with thiocarbohydrazide to produce 4-amino-5-sulfanyl-4,5-dihydro-1,2,4-triazol-4-phenyl-(substituted)-quinolin-2-one 45. The desired product 46 was formed by cyclizing 45 with $(C_6H_5CCH_2Br)$ in the presence of anhydrous C_2H_5OH (Scheme 17) [48].



Scheme 17

Synthesis 3-Phenyl-6-(p-tolyl)-3,3a-dihydro-2H-pyrazolo[3',4':4,5]thiazole [3,2-b] [1,2,4] triazole

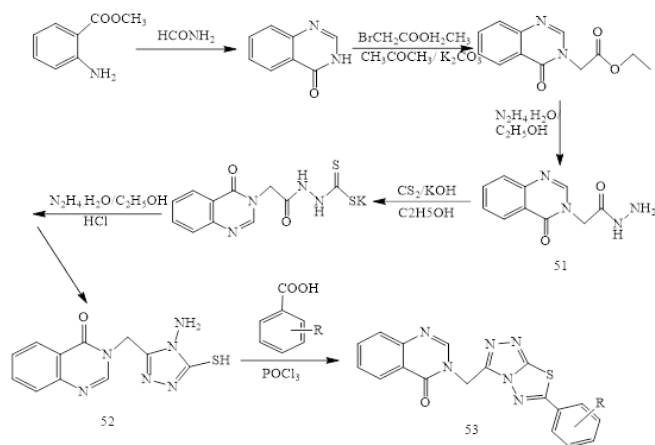
A mixture of equimolar (0.01 mol) ethyl-p-methyl-benzoate and thiosemicarbazide in (25 mL, methanol) was refluxed for 10h. The viscous mass was formed after removing the solvent and poured with cooled water. The product was filtered and recrystallized from CH_3OH , and H_2O to obtain 4-methyl benzol thiosemicarbazide 47. (2 g) of compound 47 in (8 %, $NaOH$, 30 mL) was refluxed under heat for 5h. Cooled the reaction and acidified it with diluted CH_3COOH . The product was filtered, washed, and recrystallized with CH_3OH to get 5-mercapto-3-p-tolyl-s-triazole 48. Compound 48 (0.01 mol), aromatic aldehyde (0.01 mol), chloroacetic acid (0.01 mol), glacial acetic acid (30 mL), and sodium acetate (0.02 mol) were refluxed under heat for 4h. The solid brown products were formed, cooled, filtered, then washed, and recrystallized from glacial CH_3COOH , the compound (Z)-5-(substituted-benzylidene)-2-(p-tolyl)thiazole [3,2-b] [1,2,4] triazole-6(5H)-one 49 was formed. Equimolar compound 49 was mixed with hydrazine hydrate (0.005 mol) and sodium acetate in (0.01 mol) CH_3COOH was refluxed under heating for 5h. at RT cooled the mixture and poured it by H_2O . filtrated the brown solid color washed and recrystallized with CH_3COOH the desired compound 50 was formed (Scheme 18) [49].



Scheme 18

Synthesis 3-((6-phenyl-[1,2,4]triazolo[3,4-b][1,3,4]thiadiazol-3-yl)methyl)quinazolin-4(3H)-one

(16 mmol) of compound 51 was dissolved in (60 mL, CH₂CH₃OH) containing (20.0 mmol) KOH and (23.2 mmol) carbon disulfide, stirred in the mixture for 18 h at room temp. The precipitate was formed, filtered, washed with (CH₂CH₃OH), dried, reacted with 80% hydrazine hydrate (131.7 mmol), and refluxed for 5 hours. The yield was formed, dissolved in cold water, and acidified with (HCl). To obtain compound 52, the resulting product was filtered, washed, dried, and recrystallized with (CH₂CH₃OH). (1.0 mmol) of compound 52 was mixed with (1.2 mmol) corresponding aromatic carboxylic acid in (12 mL) phosphorus oxychloride, heated the mixture, and refluxed for 5h. After that cooled mixture at RT. POCl₃ and potassium carbonate were used for a neutralized solution. To obtain compound 53, the precipitate was formed, filtered, dried, and recrystallized from DMF (Scheme 19) [50].

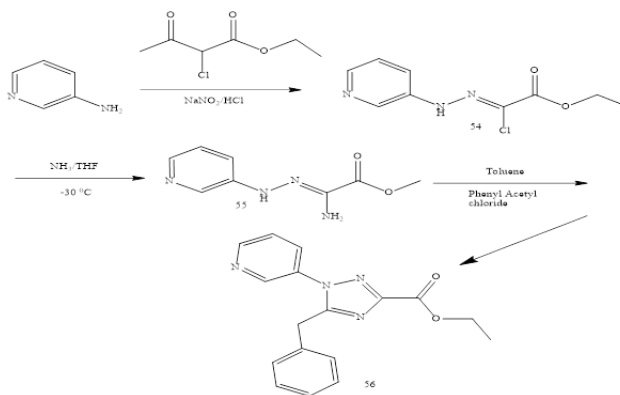


Scheme 19

Synthesis Ethyl 5-benzyl-1-(pyridin-3-yl)-1H-1,2,4-triazole-3-carboxylate.

A (0.265 mol) 3-aminopyridine was dissolved in (250 mL) HCl 6N, added sodium nitrite (0.265 mol) dropwise. (0.265 mol) ethyl-2-chloroacetoacetate in (100 mL) ethanol was added dropwise for 1h to the first solution. (0.795 mol) sodium acetate in (200 mL) water, drop by drop added to the above mixture and stirred for 12h. filtered the solid precipitate, washed with water, and dried pale yellow crystal Ethyl 2-chloro-2-[2-(3-pyridyl)hydrazono]acetate 54 was formed. (0.044 mol) the solution of compound 54 at -30 °C for 30 min to bubble the ammonia gas, then stirred for 2h at RT. The solvent was extracted using a vacuum. The residue was dissolved in 50 mL of dry (CHCl₃). NH₄Cl was removed by filtering and evaporating the amount of solvent (25 ml) diethyl ether was used to triturate the product and formed a solid as compound 55. A solution compound 55 (0.024 mol) in (25 ml) toluene at 0 °C added dropwise

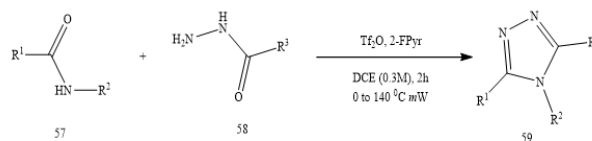
phenyl acetyl chloride (0.0288 mol). Refluxed mixtures for 12h. The solvent was evaporated after the reaction was completed. The residue was dissolved in (120 ml) of methyl chloride and then in a solution (1N HCl & 10 %NaHCO₃). Drie organic layer with Na₂SO₄ has then purified the product was by silica-gel to obtain Ethyl 5-benzyl-1-(pyridine-3-yl)-1H-1,2,4-triazole-3-carboxylate 56 (Scheme 20). [51]



Scheme 20

Synthesis of 3,4,5-Trisubstituted 1,2,4-Triazoles

A mixture of amide 57 (1.0 mmol), 2-fluoropyridine (1.1 mmol), and Dichloroethane (3.33 mL) was put in a 5 mL microwave vial containing rubber septum and cooled at 0 °C. Added (1.1 mmol) anhydride Trifluoromethanesulfonic (Tf₂O) and stirred the mixture for 10min at 0 °C. Hydrazide 58 (1.1 mmol) was added to the mixture with stirring at R.T. for 10h. Removed rubber septum and vial was capped quickly by Teflon cap with aluminum then heated the reaction mixture to 140 °C for 2h. The reaction was cooled and added saturated with Sodium bicarbonate (3 mL). Transferred the mixture to a separation funnel and added an equilateral (10 mL) of DCM & Saturated bicarbonate. Dry organic layer by anhydrous Na₂SO₄. The product was filtered and purified by column chromatography. Compound 59 was formed (Scheme 21) [52].

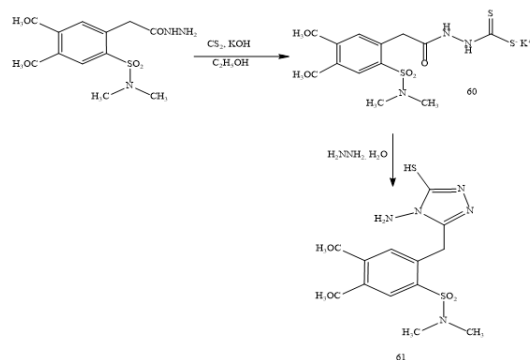


Scheme 21

Synthesis 5-[2-(N,N-dimethylsulfamoyl)-4,5-dimethoxy-benzyl]-4-amino-3-mercapto-1,2,4-triazole

A cold solution of 2-(N,N-dimethylsulfamoyl)-4,5-dimethoxy-phenyl acetyl hydrazide (0.01 mol) in (150 mL)

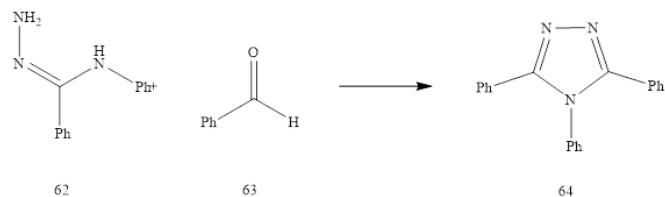
ethanol, KOH (0.015 mol) and added gradually CS₂. Stirred mixture for 2 days at RT. The corresponding potassium-dithiocarbamate was precipitated then separated and added (150 mL) ether to complete the precipitated. The salt was product 60 filtered, washed with ether then dried. Compound 60 was suspended hydrazine hydrate (0.02), refluxed for 2h under heat, and stirred. The mixture was cooled and diluted with ice water then neutralized HCl. After precipitated was filtered, washed with (H₂O), and recrystallized from methanol, compound 61 was obtained. (Scheme 22) [53].



Scheme 22

Synthesis 3,4,5-Triphenyl-4H-1,2,4-triazole, using polyethylene glycol

A mixture of (0.0047 mol) amidrazone 62, 5(mol %) Ceric ammonium nitrate, (0.0047) benzaldehyde 63, and (5 mL) polyethylene glycol was heated for 1h at 80 °C. TLC showed for completion reaction mixture, cooled the mixture, and used Et₂O (20 mL) to extract. Washed organic layer with a mixture of water and sodium bicarbonate (30 mL & 30 mL), dried with (Na₂SO₄) anhydrous. purified crude product by column chromatography (EtOAc & Hexane) to yield a pure compound 64. (Scheme 23) [54].

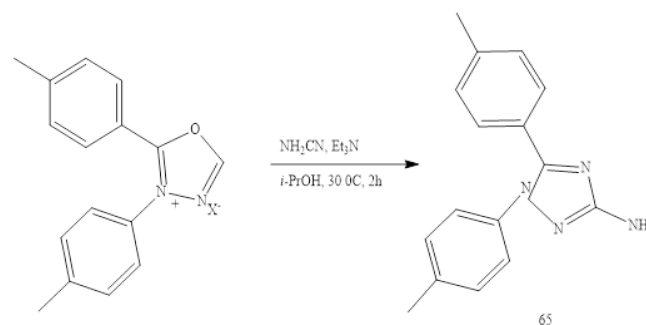


Scheme 23

Synthesis of aminotriazole

From Oxadiazolium salt. A mixture of aminotriazole salt (1.0 mmol), cyanamide (3.0 mmol), i-PrOH (2.0 mL), and Et₃N (0.42 mL) were added to a (20 mL) vial and then heated for 2h at 80 °C. HPLC was used for the completion reaction. Diluted mixture (20 mL, CH₃Cl) and washed three times

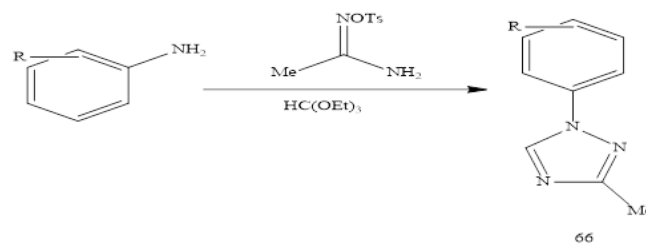
with (10 mL, H₂O). The organic layer was purified by column chromatography (MeOH & CH₂Cl₂) to obtain 1,5-Di-p-tolyl-1H-1,2,4-triazole-3-amine 65 (Scheme 24) [55].



Scheme 24

Prepared 1-Aryl 1,2,4-Triazoles

Aniline substrate (1.0 mmol), THF (10 mL of aniline), ethanesulfonic acid (0.1 mmol), and triethyl orthoformate (2.0 mmol) were mixed. a mixture was heated to 60 °C with stirring for 24h. HPLC was determined as the completion reaction. the reaction was cooled at RT, the removed solvent was in a vacuum, the residue was dissolved in (10 mL) CH₃Cl₂, and K₂CO₃ solution in water (2 mmol & 5 mL) was added. The organic layer was washed, brined, and dried with (MgSO₄) and filtered. Purified product by gel chromatography (EtOAc-Hexanes) to produce desired compounds 66 (Scheme 25) [56].

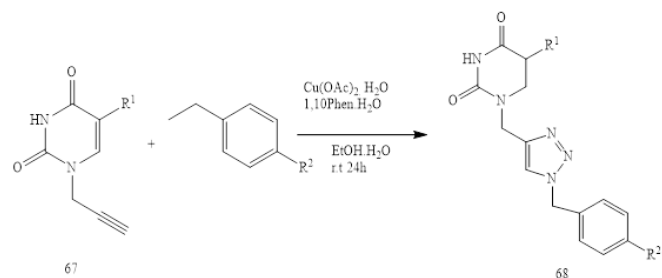


Scheme 25

Synthesis 1-((1-Benzyl-1H-1,2,3-triazole-4-yl)methyl)pyrimidine-2,4-(1H,3H)-dione

A mixture of the 1,10-phenanthroline monohydrate (0.02 mmol), Cu(OAc)₂·H₂O (0.02 mmol), and sodium L-ascorbate (0.3 mmol) in a solvent mixture ethanol/water (3 mL, 2:1 v/v). In a 50 mL round bottom flask for 5 min the mixture was stirred. Added subsequently compound 67 (0.4 mmol), sodium oxide (0.44 mmol), and benzyl chloride (0.44 mmol) to the above mixture, stirring for 24h at RT. After that added (10 mL) of water was to form a precipitated, filtered, washed by ice water then dried under a vacuum. Purified the product with column chromatography

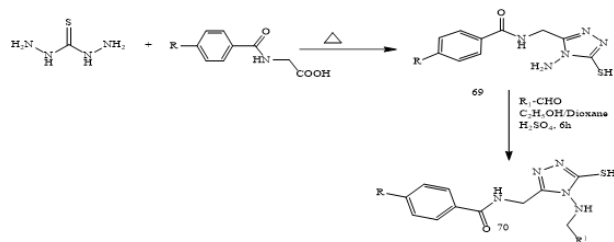
(methyl chloride/ methanol, 9/1) and recrystallized it from methyl chloride and hexane. To give compound 68 (Scheme 26) [57].



Scheme 26

Synthesis N-[(4-[(E)-substituted]amino)-5-sulfanyl-4H-1,2,4-triazole-3-yl] methyl]-4-substituted-benzamide

Compound 69 (0.0004 mol) and substituted benzaldehyde (0.0004 mol) then a mixture of 3 drops of Cone. H₂SO₄ in ethanol dioxane was added. Refluxed the total mixture for 6h, then cooled, filtered, washed with (CH₂CH₃OH), and recrystallized from ethanol. The desired compound 70 was formed (Scheme 27) [58].

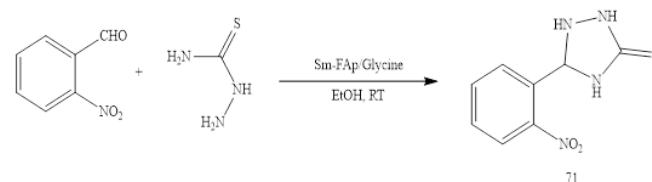


Scheme 27

Synthesis 5-(2-nitrophenyl)-1,2,4-triazolidine-3-thione using Sm-FAp as Catalysts

Rathinam et al. synthesized 5-aryl-1,2,4-triazolidine-3-thione using polyethylene glycol [59]. Jayavant et al reported the substituted aldehyde and thiosemicarbazide with [C16MPy]AlCl₃Br for synthesis 1,2,4-triazolidine-3-thiones [60]. Mane et al. synthesized 5-aryl-1,2,4-triazolidine-3-thiones and used sulfamic acid as a catalyst [61]. Synthesis of the desired compound used Sm-FAp catalysts with 2-nitrobenzaldehyde and thiosemicarbazide. For preparing the Sm-FAp catalysts, in 25 mL D.W H₂O, a mixture of Na₃PO₄ (1.5 mmol), H₂SO₄ (2.0 mmol), and NaF (0.5 mmol) was added and then stirred. After that added slowly (0.074 g) Sm(NO₃)₃.6H₂O with stirred for 5h. then the mixture was centrifuged with washing by D.W, the mixture

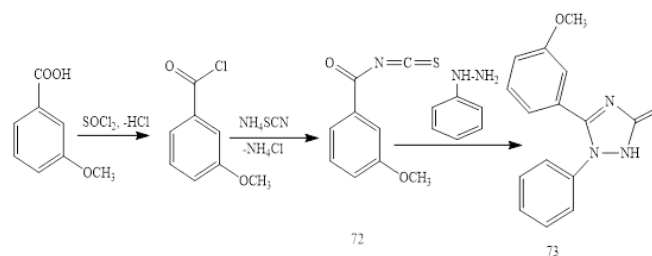
was dictated then collected the sample and dried. Then the catalyst was used for synthesis the motion compounds 71 (Scheme 28) [62].



Scheme 28

Synthesis 5-(3-methoxyphenyl)-1-phenyl-1H-1,2,4-triazole-3(2H)-thione compound

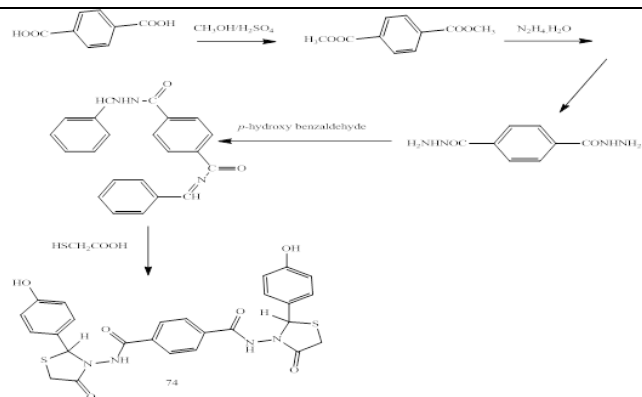
The equimolar compound 72 (0.01 mol) was added to phenylhydrazine, then refluxed for 5h. The solid product was filtered and washed with cold (H₂O), added acetone to produce compound 73 (Scheme 29) [63].



Scheme 29

Synthesis 1,4-Bis -[2-p-hydroxy phenyl - 4- oxo - 1,3-thiazolidine-3 -yl] terephthalic hydrazide according to this procedure

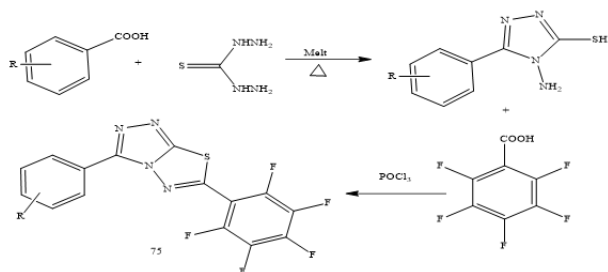
Thioglycolic acid (0.005 mol) dissolved in (5 mL) DMSO. The above mixture was added dropwise for 10 mint to compound 5(0.0025 mol) and then refluxed for 1 day. Removed solvent under pressure and (NaHCO₃) was used to neutralize the product. The precipitate was collected, washed, and dried to form the desired compound 74 (Scheme 30).[64]



Scheme 30

Synthesis 3,6-diphenyl-[1,2,4]triazolo[3,4-b][1,3,4]thiadiazole derivatives

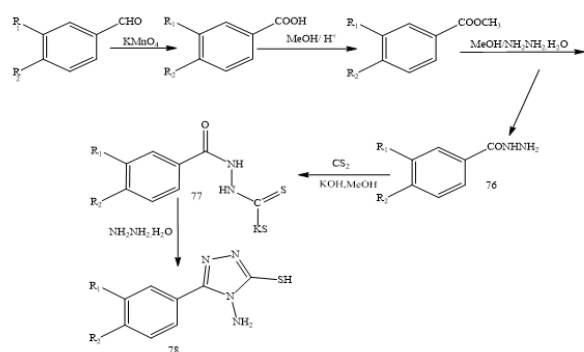
A mixture of 4-amino-5-substituted-3-mercapto-(4H)-1,2,4-triazoles (0.1 mol) and 2,3,4,5,6-pentafluorobenzoic acid (0.1 mol) in POCl₃ (10 mL), refluxed for 5h. after that cooled at RT, then poured with ice crush and stirred. The solid precipitated was filtered and treated with NaOH and then washed with ice water. The final product 75 was obtained and recrystallized from ethanol (Scheme 31) [65].



Scheme 31

Synthesis 4-amino-5-(3,4-dialkoxyphenyl)-4H-[1,2,4]-triazole-3-thiol

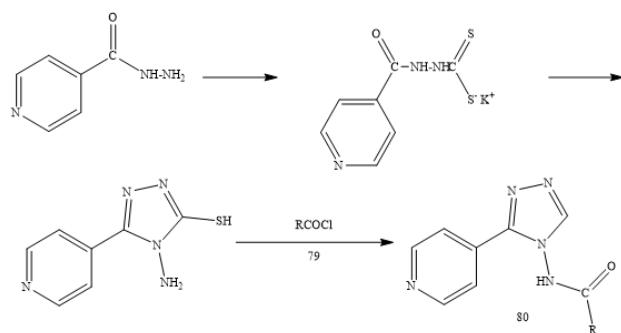
Compound 76 was treated with (7 g) KOH & MeOH (50 mL), stirred for 10h under 0 °C., added slowly CS₂ (10 g) then stirred for 24h at RT. Compound 77 was obtained after being filtered, washed with ether, and dried. Compound 77 (0.1 mol) in H₂O (5 mL) and hydrazine hydrate (0.3 mol) was refluxed for 7h and shaken. The reaction mixture was cooled, and diluted with (100 mL, of H₂O). The product was acidified with HCl, and the corresponding material was formed as precipitated and recrystallized from methanol to get compound 78 (Scheme 32) [66].



Scheme 32

Synthesis N-(3-Mercapto-5-(pyridine-4-yl)-4H-1,2,4-triazole-4-yl)acetamide

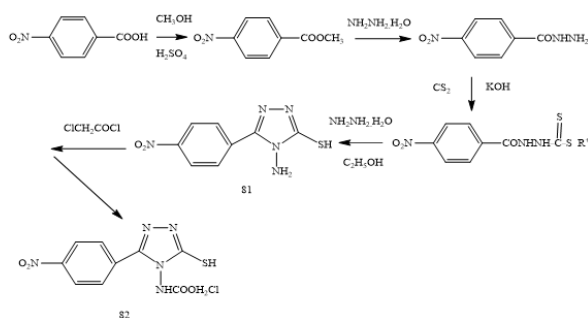
A mixture of compound 79 (0.01 mol) and (RCOCl) (0.01 mol) was heated with reflux for 5h in DMF and triethylamine (0.5 mL). The mixture was cooled, then poured over ice, and acidified by HCl. Filtered product, washed with H₂O, and recrystallized from (CH₂CH₃OH) to produce compound 80 (Scheme 33) [67].



Scheme 33

Synthesis of 4-chloroacetyl-amino-3-mercapto-5-(4-nitro)phenyl 1,2,4-triazole

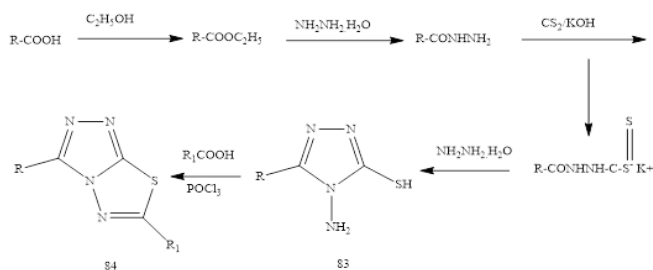
A compound 81 (0.1 mol) was refluxed in 50 mL dioxane and added dropwise chloroacetyl chloride (0.11 mol) in dioxane then continues refluxed for 1h, cooled the content, and poured with cooled water. The products were filtered and washed to obtain the desired compound 82 (Scheme 34) [68].



Scheme 34

Synthesis 3,6-Disubstituted-[1,2,4]-triazolo-[3,4-b][1,3,4]-thiadiazoles

A mixture of compound 83 (0.01 mol), RCOOH (0.01 mol), and POCl₃ (10 mL) were refluxed for 12h. the mixture was cooled at RT and poured with ice crush. The solid product was filtered, neutralized by NH₃OH, washed, and recrystallized from ethanol and DMF equal mol ratio. To obtain compound 84 (Scheme 35) [69].



Scheme 35

Conclusion

Thiazoles have become increasingly popular due to their unique structure and properties, which makes them attractive for medicinal chemistry. Researchers have developed a variety of methods to synthesize compounds containing thiazoles, which can provide valuable insights into drug synthesis. The 1,2,4-triazole ring system has been widely studied and has proven to be useful for a variety of medical applications. 1,2,4-thiazole compounds have been used for many years and their potential for future drug synthesis is continuously being evaluated. Their versatility and potential for new drug development are driving further research into new methods for synthesizing compounds containing thiazoles. This research is essential for advancing our understanding of how thiazoles can be used to create new drugs and treatments and to improve existing ones.

Acknowledgments

The author would like to thank Koya University spatial chemistry department for its support.

References

- M.M. Abdulrasool, A.H. Jawad, and J.K. Shneine, Synthesis, characterization and evaluation of biological activity of new heterocyclic compounds containing 1, 2, 4-triazole and 1, 3, 4-thiadiazole rings. *Int. J. App. Sci. Tech.*, 2012. 2(10): p. 155-164.
- L.-P. Guan, et al., Synthesis and anticonvulsant activity of a new 6-alkoxy-[1, 2, 4] triazolo [4, 3-b] pyridazine. *European journal of medicinal chemistry*, 2010. 45(5): p. 1746-1752.
- N. Siddiqui and W. Ahsan, Triazole incorporated thiazoles as a new class of anticonvulsants: Design, synthesis and in vivo screening. *European journal of medicinal chemistry*, 2010. 45(4): p. 1536-1543.
- R.A. Omar, A.K. Smail, and K.A. Omar, Study on the activity of Ag/Nylon 6, 10 nanocomposite against *Escherichia coli*. *Int. J. Curr. Microbiol. App. Sci.*, 2016. 5(4): p. 935-941.
- R. Kaur, et al., Recent developments on 1, 2, 4-triazole nucleus in anticancer compounds: a review. *Anti-Cancer Agents in Medicinal Chemistry (Formerly Current Medicinal Chemistry-Anti-Cancer Agents)*, 2016. 16(4): p. 465-489.
- K. Ilango and P. Valentina, Synthesis and biological activities of novel 1, 2, 4-triazolo-[3, 4-b]-1, 3, 4-thiadiazole. *Der Pharma Chemica*, 2010. 2(2): p. 16-22.
- K. Arul and K. Smith, In-Silico Design, Synthesis and In Vitro Anticancer Evaluation of Some Novel 1, 2, 4-Triazole Derivatives. *The Experiment*, 2014. 21(1): p. 1439-1452.
- C. Kurumurthy, et al., Synthesis of novel alkyltriazole tagged pyrido [2, 3-d] pyrimidine derivatives and their anticancer activity. *European journal of medicinal chemistry*, 2011. 46(8): p. 3462-3468.
- R.A. Omer, Antimicrobial Activity of Nylon Nanocomposites Against *Staphylococcus Aureus* and *Escherichia Coli* Bacteria. *Science Journal of University of Zakho*, 2019. 7(4): p. 138-143.
- Y.H. Alaraji, J.K. Shneine, and A.N.A.A. Ahmed, *Journal of Science Chemistry*.
- Y.-P. Hou, et al., Synthesis and antitumor activity of 1, 2, 4-triazoles having 1, 4-benzodioxan fragment as a novel class of potent methionine aminopeptidase type II inhibitors. *Bioorganic & medicinal chemistry*, 2011. 19(20): p. 5948-5954.

12. H.A. Bay, et al., Synthesis and biological activity of new triazole compounds. *Letters in Drug Design & Discovery*, 2010. 7(1): p. 41-45.
13. N.B. Patel, I.H. Khan, and S.D. Rajani, Pharmacological evaluation and characterizations of newly synthesized 1, 2, 4-triazoles. *European journal of medicinal chemistry*, 2010. 45(9): p. 4293-4299.
14. M. Alswah, et al., Synthesis and biological evaluation of some [1, 2, 4] triazolo [4, 3-a] quinoxaline derivatives as novel anticonvulsant agents. *ISRN organic chemistry*, 2013. 2013.
15. S. Sriprya, C. Subha, and A. Selvaraj, The inhibition chemistry of 2-amino, 5-phenyl 1, 3, 4-triazole for aluminium in hydrochloric acid solution. *IOSRJAC*, 2013. 6(2): p. 25-29.
16. P. Kaur, A. Shukla, and R.K. Shukla, *International Research Journal of Pharmacy*.
17. O. Bekircan, et al., Synthesis of Some New 1, 2, 4-Triazole Derivatives Starting from 3-(4-Chlorophenyl)-5-(4-methoxybenzyl)-4H-1, 2, 4-triazol with Anti-Lipase and Anti-Urease Activities. *Archiv Der Pharmazie*, 2014. 347(6): p. 387-397.
18. V. Sharma, et al., Exploring potential of 1, 2, 4-triazole: a brief review. *Pharmacol. Online*, 2011. 1: p. 1192-1222.
19. M. Asif, A mini review on antimalarial activities of biologically active substituted triazoles derivatives. *Int J Adv Res Chem Sci*, 2014. 1: p. 22-28.
20. R. Satyendra, et al., Synthesis, in vitro antioxidant, anthelmintic and molecular docking studies of novel dichloro substituted benzoxazole-triazolo-thione derivatives. *European journal of medicinal chemistry*, 2011. 46(7): p. 3078-3084.
21. D. Swarnkar, R. Ameta, and R. Vyas, Microwave-assisted synthesis of some 1, 3, 4-oxadiazole derivatives and evaluation of their antibacterial and antifungal activity. *Organic Chemistry International*, 2014. 2014.
22. A. Husain, M.A. Naseer, and M. Sarafroz, Synthesis and anticonvulsant activity of some novel fused heterocyclic 1, 2, 4-triazolo-[3, 4-b]-1, 3, 4-thiadiazole derivatives. *Acta Pol Pharm*, 2009. 66(2): p. 135-40.
23. C. Deliwala, et al., Synthesis and hypoglycemic activity of 3-aryl (or pyridyl)-5-alkyl (or aryl) amino-1, 3, 4-thiadiazoles and some sulfonylurea derivatives of 4H-1, 2, 4-triazoles. *Journal of medicinal chemistry*, 1971. 14(10): p. 1000-1003.
24. R. Hunashal, et al., Synthesis, anti-inflammatory and analgesic activity of 2-[4-(substituted benzylideneamino)-5-(substituted phenoxyethyl)-4H-1, 2, 4-triazol-3-yl thio] acetic acid derivatives. *Arabian Journal of Chemistry*, 2014. 7(6): p. 1070-1078.
25. K.P. Barot, K.S. Manna, and M.D. Ghate, Design, synthesis and antimicrobial activities of some novel 1, 3, 4-thiadiazole, 1, 2, 4-triazole-5-thione and 1, 3-thiazolan-4-one derivatives of benzimidazole. *Journal of Saudi Chemical Society*, 2017. 21: p. S35-S43.
26. S. Eswaran, A.V. Adhikari, and N.S. Shetty, Synthesis and antimicrobial activities of novel quinoline derivatives carrying 1, 2, 4-triazole moiety. *European journal of medicinal chemistry*, 2009. 44(11): p. 4637-4647.
27. N.G. Salunkhe, Green synthesis, characterization and biological evaluation of some triazole and thiadiazole. *J. Curr. Chem. Pharm. Sc*, 2012. 2(2).
28. N.U. Güzeldemirci and Ö. Küçükbaşmacı, Synthesis and antimicrobial activity evaluation of new 1, 2, 4-triazoles and 1, 3, 4-thiadiazoles bearing imidazo [2, 1-b] thiazole moiety. *European journal of medicinal chemistry*, 2010. 45(1): p. 63-68.
29. G.S. Kumar, et al., Synthesis of some novel 2-substituted-5-[isopropylthiazole] clubbed 1, 2, 4-triazole and 1, 3, 4-oxadiazoles as potential antimicrobial and antitubercular agents. *European Journal of Medicinal Chemistry*, 2010. 45(5): p. 2063-2074.
30. M. Hassam, et al., Novel cyclopropyl-indole derivatives as HIV non-nucleoside reverse transcriptase inhibitors. *ACS medicinal chemistry letters*, 2012. 3(6): p. 470-475.
31. P. Kaur, R. Kaur, and M. Goswami, A review on methods of synthesis of 1, 2, 4-triazole derivatives. *IRJP*, 2018. 9: p. 1-35.
32. W.K. Jassim, A.A. Fayad, and I.K. Jassim, Synthesis and characterization of some substituted heterocyclic compounds and evaluation of biological activity. *karbala journal of pharmaceutical sciences*, 2011(2): p. 228-240.
33. M. Hanif, et al., Synthesis, urease inhibition, antioxidant and antibacterial studies of some 4-amino-5-aryl-3H-1, 2, 4-triazole-3-thiones and their 3, 6-disubstituted 1, 2, 4-triazolo [3, 4-b] 1, 3, 4-thiadiazole derivatives. *Journal of the Brazilian Chemical Society*, 2012. 23(5): p. 854-860.
34. M.G. Al-Khuzai and S.M. Al-Majidi, Synthesis, characterization and evaluation antimicrobial activity of some new substituted 2-mercapto-3-phenyl-4 (3H)-quinazolinone. *Iraqi Journal of Science*, 2014. 55(2Supplement): p. 582-593.
35. I.S. Krishnanjaneyulu, et al., Synthesis, characterization and antimicrobial activity of some novel benzimidazole derivatives. *Journal of advanced pharmaceutical technology & research*, 2014. 5(1): p. 21.
36. S. Chen, et al., Quantum chemical study of some benzimidazole and its derivatives as corrosion inhibitors of steel in HCl solution. *Int. J. Electrochem. Sci*, 2014. 9: p. 5400-5408.

37. R. Singh, et al., Design and synthesis of new bioactive 1, 2, 4-triazoles, potential antitubercular and antimicrobial agents. *Indian Journal of Pharmaceutical Sciences*, 2018. 80(1): p. 36-45.
38. Y.J. Mange, et al., Synthesis and antimicrobial activities of some novel 1, 2, 4-triazole derivatives. *Arabian Journal of Chemistry*, 2013. 6(2): p. 177-181.
39. F.A. Yassin and A.F. Seleim, Synthesis and reactions of oxadiazolo, thiadiazolo and triazolo phthalazin-1 (2H)-one derivatives. *Pharma Chem*, 2012. 4(3): p. 860-866.
40. M. Koparir, et al., Synthesis, Structure Investigation, Spectral Characteristics and Biological Activities of 4-Benzyl-3-(2-Hydroxyphenyl)-1H-1, 2, 4-Triazole-5 (4H)-Thione. *Communications in Computational Chemistry*, 2013. 1: p. 244-268.
41. M. KOPARIR and C. Orek, Synthesis and Biological Activities of Some Novel Aminomethyl Derivatives of 5, 5'-Butane-1, 4-diyl-bis [4-allyl-2, 4-dihydro-3H-1, 2, 4-triazole-3-thiones. *Chem. Sci. Trans.*, 2013. 2: p. 181-191.
42. J. Abbasi Shiran, et al., Novel, One-Pot, Three-Component, Regioselective Synthesis of Fluorine-Containing Thiazole and Bis-3 H-thiazole Derivatives Using Polyvinyl Pyridine as Heterogeneous Catalyst, and Evaluation of Their Antibacterial Activity. *Synthetic Communications*, 2015. 45(13): p. 1520-1532.
43. D. ŞAHİN, et al., Design and synthesis of new 1, 2, 4-triazole derivatives containing morpholine moiety as antimicrobial agents. *Turkish Journal of Chemistry*, 2012. 36(3): p. 411-426.
44. A.K. Gupta, et al., Synthesis of some 4-amino-5-(substituted-phenyl)-4H-[1, 2, 4] triazole-3-thiol derivatives and antifungal activity. *Int J Pharm Life Sci (IJPLS)*, 2012. 3: p. 1848-1857.
45. A. Ahmad, et al., Synthesis and anticancer activity of long chain substituted 1, 3, 4-oxadiazol-2-thione, 1, 2, 4-triazol-3-thione and 1, 2, 4-triazolo [3, 4-b]-1, 3, 4-thiadiazine derivatives. *Arabian Journal of Chemistry*, 2017. 10: p. S3347-S3357.
46. M. Koparir, et al., Cyclobutane-substituted diacetamido sulfides and 2, 5-diacylthiophenes. *Heteroatom Chemistry: An International Journal of Main Group Elements*, 2004. 15(1): p. 26-31.
47. C. Orek, et al., Synthesis, Structure Investigation, Spectral Properties and in Vitro Antioxidant Evaluation of New 1-(3-Methyl-3-Mesityl)-Cyclobutyl-2-(5-Thiophen-4-Ethyl-2h-[1, 2, 4] Triazol-3-Ylsulfanyl)-Ethanone. *FEB-FRESENIUS ENVIRONMENTAL BULLETIN*, 2018: p. 2992.
48. Swagatika Ghosha, et al., Synthesis, characterization and antimicrobial evaluation of some novel 1,2,4-triazolo[3,4-b][1,3,4]thiadiazine bearing substituted phenylquinolin-2-one moiety. *Arabian Journal of Chemistry*, 2015.
49. N. Seelam, et al., Synthesis and in vitro study of some fused 1, 2, 4-triazole derivatives as antimycobacterial agents. *Journal of Saudi Chemical Society*, 2016. 20(4): p. 411-418.
50. X. Lv, et al., Synthesis and antimicrobial activities of novel quinazolin-4 (3H)-one derivatives containing a 1, 2, 4-triazolo [3, 4-b][1, 3, 4] thiadiazole moiety. *Journal of Saudi Chemical Society*, 2018. 22(1): p. 101-109.
51. K. Jaisankar, et al., Microwave-assisted synthesis of 1, 2, 4-triazole-3-carboxamides from esters and amines under neutral conditions. *Research on Chemical Intermediates*, 2015. 41(4): p. 1975-1984.
52. W.S. Bechara, et al., One-pot synthesis of 3, 4, 5-trisubstituted 1, 2, 4-triazoles via the addition of hydrazides to activated secondary amides. *Organic letters*, 2015. 17(5): p. 1184-1187.
53. G. Charitos, et al., Synthesis and anticancer activity of novel 3, 6-disubstituted 1, 2, 4-triazolo-[3, 4-b]-1, 3, 4-thiadiazole derivatives. *Arabian Journal of Chemistry*, 2016.
54. M. Nakka, et al., A simple and efficient synthesis of 3, 4, 5-trisubstituted/N-fused 1, 2, 4-triazoles via ceric ammonium nitrate catalyzed oxidative cyclization of amidrazones with aldehydes using polyethylene glycol as a recyclable reaction medium. *Synthesis*, 2015. 47(04): p. 517-525.
55. B. Wong, et al., A Safe Synthesis of 1, 5-Disubstituted 3-Amino-1H-1, 2, 4-triazoles from 1, 3, 4-Oxadiazolium Hexafluorophosphates. *Synthesis*, 2013. 45(08): p. 1083-1093.
56. A. Tam, I.S. Armstrong, and T.E. La Cruz, Multicomponent Synthesis of 1-Aryl 1, 2, 4-Triazoles. *Organic letters*, 2013. 15(14): p. 3586-3589.
57. R. González-Olvera, et al., Multicomponent click synthesis of new 1, 2, 3-triazole derivatives of pyrimidine nucleobases: Promising acidic corrosion inhibitors for steel. *Molecules*, 2013. 18(12): p. 15064-15079.
58. Y.J. Mange, et al., Synthesis and antimicrobial activities of some novel 1,2,4-triazole derivatives. *Arabian Journal of Chemistry*, 2013. 6: p. 177-181.
59. R. Ramesh and A. Lalitha, PEG-assisted two-component approach for the facile synthesis of 5-aryl-1, 2, 4-triazolidine-3-thiones under catalyst-free conditions. *RSC Advances*, 2015. 5(63): p. 51188-51192.
60. J.D. Patil and D.M. Pore, [C16MPy] AlCl₃Br: an efficient novel ionic liquid for synthesis of novel 1, 2, 4-triazolidine-3-thiones in water. *RSC Advances*, 2014. 4(28): p. 14314-14319.
61. M. Mane and D. Pore, A novel one pot multi-component strategy for facile synthesis of 5-aryl-[1, 2, 4] triazolidine-3-thiones. *Tetrahedron letters*, 2014. 55(48): p. 6601-6604.
62. K. Gangu, et al., Nanostructured samarium doped fluorapatites and their catalytic activity towards synthesis of 1, 2, 4-triazoles. *Molecules*, 2016. 21(10): p. 1281.

63. D.R. Godhani, et al., Synthesis and biological screening of 1, 2, 4-triazole derivatives. 2015.
64. Y.A. Al-Daeif, Synthesis of Bis-heterocyclic phenyl containing-4-oxo-1, 3-thiazolidine, 2, 3-dihydrothiazole, 1, 2, 4-triazolo [3, 4b]-1, 3, 4-thiadiazine and pyrazol derivatives. Al-Nahrain Journal of Science, 2011. 14(2): p. 67-74.
65. D. Chowrasia, et al., Synthesis, characterization and anti cancer activity of some fluorinated 3, 6-diaryl-[1, 2, 4] triazolo [3, 4-b][1, 3, 4] thiadiazoles. Arabian Journal of Chemistry, 2017. 10: p. S2424-S2428.
66. J.K. Sahu, S. Ganguly, and A. Kaushik, Synthesis of some novel heterocyclic 1, 2, 4-triazolo [3, 4-b][1, 3, 4] thiadiazole derivatives as possible antimicrobial agents. Journal of Applied Pharmaceutical Science, 2014. 4(2): p. 81.
67. M.M. Kamel and N.Y.M. Abdo, Synthesis of novel 1, 2, 4-triazoles, triazolothiadiazines and triazolothiadiazoles as potential anticancer agents. European journal of medicinal chemistry, 2014. 86: p. 75-80.
68. N. Upmanyu, et al., Synthesis and anti-microbial evaluation of some novel 1, 2, 4-triazole derivatives. Acta poloniae pharmaceutica-drug research, 2011. 68(2): p. 213-221.
69. A. Husain and M.A. Naseer, Studies on fused heterocyclic 3, 6-disubstituted-1, 2, 4-triazolo-1, 3, 4-thiadiazoles: synthesis and biological evaluation. Medicinal chemistry research, 2011. 20(1): p. 47-54.