

## RESEARCH ARTICLE

# Evaluation of the Program of Indonesian Potential Young Athlete Training Centers

Faridah ISMIYATI<sup>1\*</sup>, Firmansyah DLIS<sup>2</sup>, Mochamad ASMAWI<sup>3</sup>, Samsudin SAMSUDIN<sup>4</sup>, Muhammad Syamsul TAUFIK<sup>5</sup> and Yulingga Nanda HANIEF<sup>6</sup>

<sup>1,4</sup>Physical Education Department, Postgraduate, Universitas Negeri, Jakarta / Indonesia

<sup>5</sup>Physical Education Department, Postgraduate, Universitas Suryakencana, Jakarta / Indonesia

<sup>6</sup>Universitas Negeri Malang, Sport Coaching Education Department / Indonesia

\*Corresponding author: ismiyatifaridah@gmail.com

## Abstract

This study explored the program evaluation of the national potential young athlete training centre. particularly the evaluation approach, using the Context model, Input, Process, and Product (CIPP). The triangulation data were collected through questionnaires, interviews, document studies and observation. The total population was athletes from 32 provinces, and the sample was 324 athletes representing each province by random sampling and 60 coaches from all province. Data analysis applied description frequency analysis, particularly SPSS. The research results indicate that this study evaluates the program of the national potential young athletes training centre by focusing on four types of evaluation. 1) Context Evaluation, 2) Input Evaluation, 3) Process Evaluation, and 4) Product Evaluation. Regarding the Context Evaluation, the results show that the program has a solid legal and policy foundation, and the government's intentions and objectives are excellent, but it still needs to be on target. Concerning Input Evaluation. The data were analysed by using the description frequency analysis, particularly SPSS. Context Component of support personnel is categorized as Good, Input Component in categorized as Very Good, the Process Components in is categorized as Very Good. Product Components in is categorized Very Good. The conclusion of this study for potential young athletes in Indonesia has referred to the achievements of athletes both at national levels.

## Keywords

Program Evaluation; Young Athletes; Potential Athletes

## INTRODUCTION

Referring to the National Sports Grand Design, the program for developing and coaching national sports is carried out and directed to achieve sports achievements at the regional, national, and international levels. The national sports association develops potential young athlete training centres and 5 athlete centre points from the recruitment stage to coaching both at the regional and central levels. Moreover, Athlete Training Centres should be implemented by empowering sports associations and partners from the university, developing national and regional

sports Athlete Training Centres, and holding tiered and sustainable competitions. Based on Law Number 11 of 2022 concerning sports and efforts to increase sustainable sport achievement, the purpose of each sports development is the advancement of all sports in Indonesia, and each sport has its achievement development program at the regional and national levels (Livingston, 2020)

The sports achievement development program aims to evaluate the Athlete Training Centre program for the early age level to the achievement level of Indonesia and search for the talents of athletes in every sport to achieve maximum performance. National sports

Received: 26 October 2023 ; Revised ;04 December 2023 ; Accepted: 13 December 2023; Published: 25 February 2024

**How to cite this article:** Ismiyati, F., Dlis, F., Asmawi, M., Samsudin, S., Taufik, M.S., and Hanief, Y.N. (2024). Evaluation of the program of Indonesian potential young athlete training centers. *Int J Disabil Sports Health Sci*;7(Special Issue 1):102-112. <https://doi.org/10.33438/ijdshs.1378260>

development can run well if supported by important components except for the identified coaching pathways. The national sports development system consists of some components, i.e., objectives, management, human resources factors, athletes, facilities and infrastructure, structure, and program content, learning resources, methodology, evaluation and research, and funds. These components are crucial and needed in national sports development so that sports development can run well. It is supported by the existence of human resources as trainers based on sports centres, adequate nutrition, getting accommodation supported by therapy, and particular psychology in each sports centre (Balyi et al., 2013; Balyi & Williams, 2009; Komaini et al., 2022; Reid & Beatson, 2019).

Sports education is part of mandated coaching implemented in athlete achievement development programs. As the highest institution regulating Indonesia's prosperity, the government plays a crucial role in building the nation's character through sports (A. Parker, 2019; K. Parker, 2021). The Ministry of Youth and Sports, as part of the Indonesian government dealing with youth and sports, attempts to develop and improve overall sports achievements based on government programs, covering educational sports, recreational sports, and competitive sports (Luo, 2017). The development of sports and youth sports in industrialized countries has changed over the past decades. For example, in several European countries, health programs have been designed by countries possessing sufficient wealth to build high-quality opportunities for children so that they are able to engage in sports activities carried out after school (Kjær, 2019).

The National Potential Young Athlete Training Centre is one of the annual superior programs in the work program of the Ministry of Youth and Sports. The motoric development of elementary school-age children is crucial because they experience the peak of motoric growth (Chacón-Borrego, 2020). In addition, elementary school age is a short period but critical period in one's life (Lleixà et al., 2016). Therefore, at that period, all their potential needs to be encouraged so that they develop optimally. In addition, children need to own creative thinking competencies to find solutions they have never thought of before (Hargreaves, 2010). However, previous research has indicated that most high

school athletes experience fatigue and headaches caused by physical or cognitive activity loads (Murphy et al., 2022). In addition, previous research has explained that age differences affect program planning for maximum achievement in sports (Wolter et al., 2022), especially at the elite level of athletes.

In cognitive and physical activities, school-age children are divided into groups based on chronological age to provide equal opportunities to participate and achieve success (Müller-Fraçzek, 2020). Teachers or sports coaches need to focus on instilling a love for the sports involving athletes, introducing the range of motion to improve motoric skills and introducing the basic concepts of sports (Rudd et al., 2020). Various programs are developed based on children's participation, especially for tasks, ego, or social reasons, determining whether children prefer programs tailored to their needs (Arundale et al., 2018). In addition, programs need to be better prepared to encounter upcoming challenges (Charniga, 2007; Prevention, 2011).

This study applied the evaluation model. The implementation of evaluation will be maximized if there is good cooperation between the evaluator and the executor of a particular program. In this research, the evaluation aims to provide an overview of the young athletes' progress in youth sports centres for Indonesia's achievements. For the 2032 Olympics, Indonesia's target is to be ranked in the top 10 according to government programs and support the success of the National Sports Grand Design. Based on several theories and data obtained, this research examined in more depth the evaluation of the Athlete Training Centre program, specifically to investigate the implementation of the evaluation of the 2021 National Potential Young Athlete Training Centre Program.

## MATERIALS AND METHODS

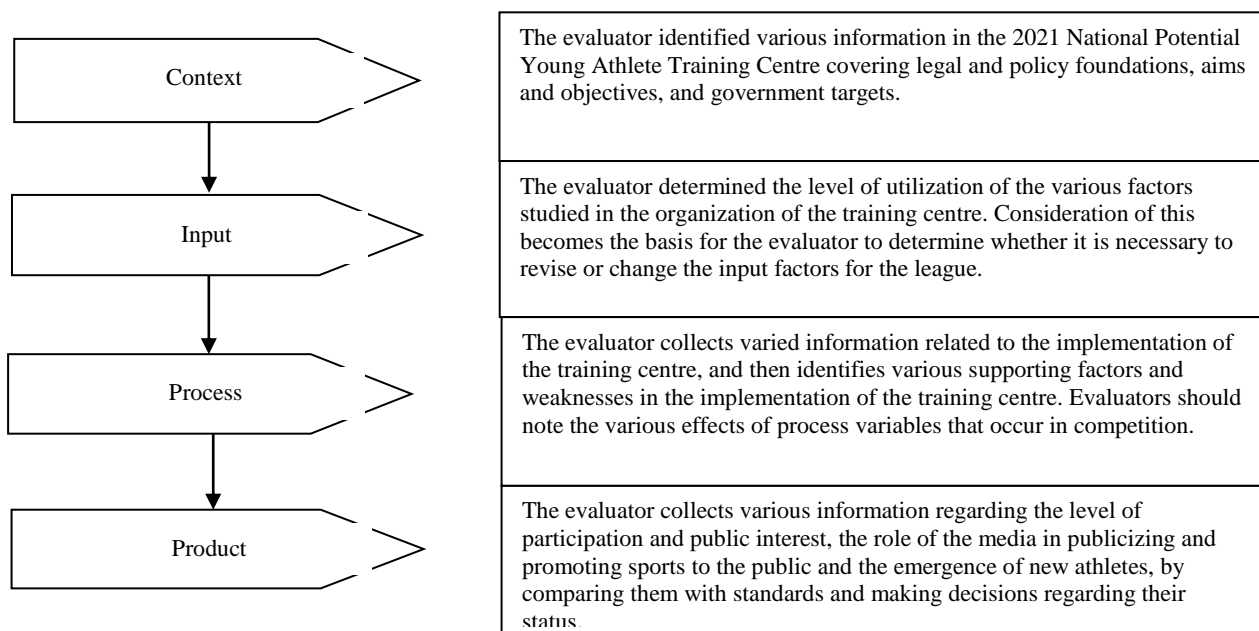
### *Participant*

This research was conducted using a program evaluation approach with descriptive methods. The descriptive method is a method carried out by explaining research findings obtained from problem solving procedures and investigating certain conditions of the research subject/object (people, institutions, society, and so on). For this reason, this method was applied to

explore in depth the results of the 2021 National Potential Young Athletes Center program evaluation research.

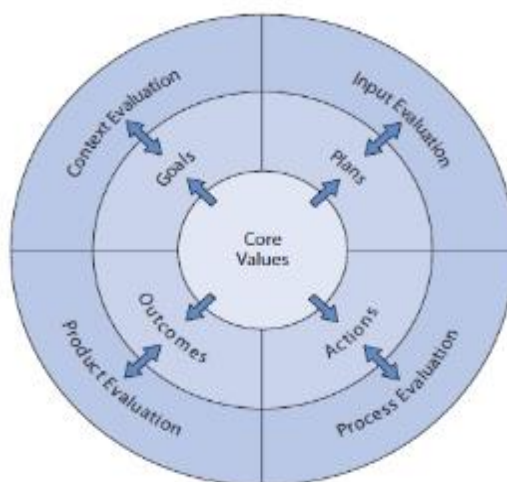
This case study follows ethical standards and received approval from Suryakencana University of Physical Education with reference number [B/001/PJKR01/EC/2022]. Participants provided informed consent, with a volunteer form including details of the study, risks, benefits, confidentiality, and participants' rights. This research strictly adhered to the ethical principles of the Declaration of Helsinki, which prioritizes the rights and well-being of participants in design, procedures, and

confidentiality measures. The population was athletes from 32 provinces, and the sample technique (Non Probability sampling) was 324 athletes representing each province using random sampling. Researchers used the CIPP research design as a concept in starting a program evaluation to find out the program findings in more depth. The data collection instruments in this CIPP research are clinical observations and interviews during research sampling. For more details regarding the evaluation design in CIPP on the programs carried out and the groupings studied in this research, Figure 1 below.



**Figure 1.** The Design of program evaluation of national potential young athlete training centre

The design of the program evaluation for the 2021 National Potential Young Athlete Training Centre is illustrated in the image below.



**Figure 2.** CIPP evaluation design (Stufflebeam & Chris, 2014)

The research instrument used was a questionnaire prepared by the researcher. The questionnaire was prepared using a Likert scale. Before being used as a research tool, the instrument was tested for validity and reliability on 60 respondents. Researchers conducted an instrument validity test using the Pearson Product Moment correlation formula. Instrument reliability test was conducted using Cronbach Alpha. Data Analysis was carried out descriptively quantitatively by providing a description of the evaluation of the program of Indonesian potential young athlete training centers in 30 provinces in Indonesia

## RESULTS

Referring to the results of data processing evaluating 20 coaches, the percentage of respondents' responses to the Context Component is illustrated in Table 1 as follows: The produced products encompass three distinct forms of learning media: 1) printed books utilized for face-to-face instruction; 2) Interactive Multimedia (namely, autoplay media studio) serving as offline learning material; and 3) Google Classroom, an internet platform designed for educational purposes.

**Table 1.** The Participants' responses to *context components (Coaches)*

Categories	Total of Respondents	Response Percentage
Excellent	22	36,67%
Good	27	45,00%
Good enough	8	13,33%
Not good enough	3	5,00%
Bad	0	0%
Total	60	100%

Table 1 shows the total score of 60 participants' responses to statement items concerning the Context Component of the program evaluation of the national potential young athlete training centre, particularly the evaluation of 20 coaches. The result indicates that 22 participants (36.67%) responded excellent, 27 participants (45.00%) stated good, 8 participants (13.33%) argued good enough, 3 participants (5.00%) responded not good enough, and no participant stated bad. Besides, the finding of the participants' responses is illustrated in the Figure 3. Referring to

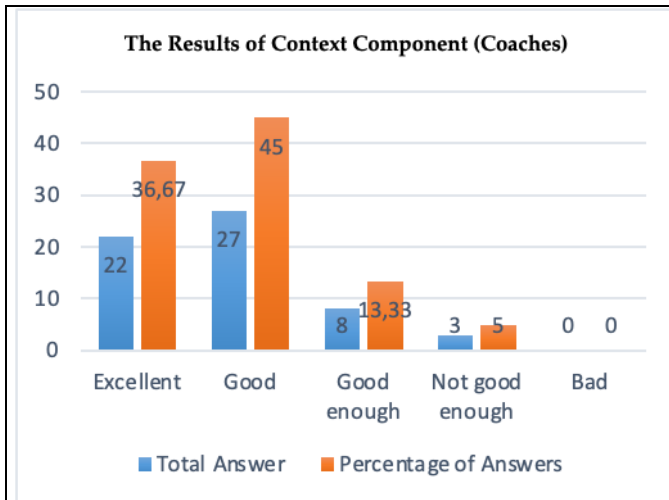
**Table 2.** The Participants' responses to *context components (Support Personnel)*

Categories	Total of Respondents	Response Percentage
Excellent	47	43,52%
Good	48	44,44%
Good enough	10	9,26%
Not good enough	3	2,78%
Bad	0	0%
Total	324	100%

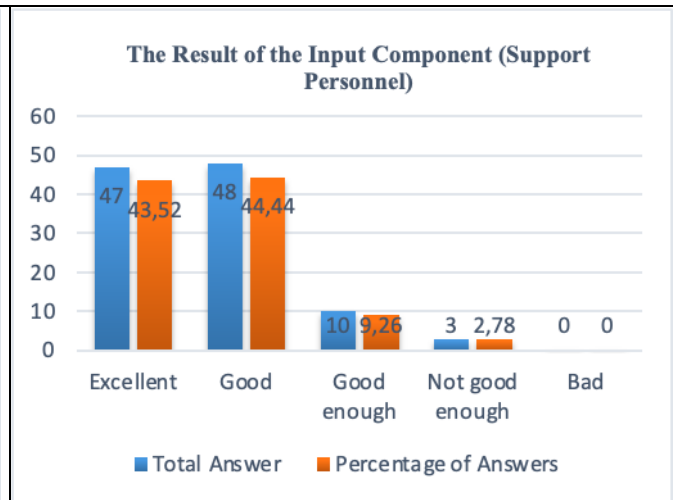
Table 2 shows participants' total score of responses to the Context Component of the program evaluation of the national potential young athlete training centre, particularly the assessment of 36 support personnel. The result shows that 47 participants (43,52%) argued excellent, 48

the percentage results of the context component illustrated in Table 1 and Diagram 1 above, it is concluded that the participants' highest response to the statements evaluating the Context Component of the coaches is categorized as Good. Meanwhile, the results of data processing assessing 87 athletes, the percentage of respondents' responses to the Context Component is described as follows. Meanwhile, the results of data processing evaluating 36 support personnel; the percentage of respondents' responses to the Context Component is described as follows:

participants (44,44%) stated good, 10 participants (9,26%) responded good enough, 3 participants (2,78%) said not good enough, and no participant expressed bad. The detailed finding of the participants' responses is illustrated in Figure 4.



**Figure 3.** The Participants' Responses to the *Context Components (Coaches)*



**Figure 4.** The Participants' Responses to the *Input Components (Support Personnel)*

Figure 4 shows the percentage results of the context component, especially support personnel. Referring to the illustration of Table 3 and Graph 3, it is concluded that the highest response of participants to the statements assessing the Context Component of support personnel is categorized as Good. Having analysed the statistical data using qualitative approach, the next step was to verify the data based on document studies and interview results. The results of the quantitative analysis were examined for the validity of the data and whether the quantitative data synchronised with the results of the document study and interview

**Table 4.** The Participants' responses to the *input components (Coaches)*

Categories	Total of Respondents	Response Percentage
Excellent	46	25,58%
Good	74	41,11%
Good enough	46	25,56%
Not good enough	13	7,22%
Bad	1	0,56%
Total	180	100%

Table 4 indicates participants' total score of responses to the Input Component of the program evaluation of the national potential young athlete training centre, particularly the assessment of 20 coaches. The finding shows that 46 participants (25,58%) expressed excellent, 74 participants (41,11%) responded good, 46 participants (25,56%) stated good enough, 13 participants (7,22%) argued not good enough, and 1 participant (0,56%) expressed bad. The detailed finding of the participants' responses is illustrated in Figure 5.

results. The document study and interview results were explained in detail based on the indicators. It was conducted to obtain valid data so that the final results can be applied as recommendations for successful further competitions and further relevant studies.

#### **Input Component**

This part explains the result of data processing regarding participants' responses to the input component evaluating the 20 coaches. Table 4 below presents the data processing results regarding the participants' responses concerning the input components.

Referring to the results of the percentage level above, it can be concluded that the respondents' highest responses giving answers to the statement evaluating the Input Component particularly the evaluation of athletes show that the Input Component in the National Potential Youth Athlete Training Center Program is categorized as Good. Moreover, based on the results of data processing evaluating 36 samples of support personnel, the percentage of participants' responses for the Input Component is obtained as follows:

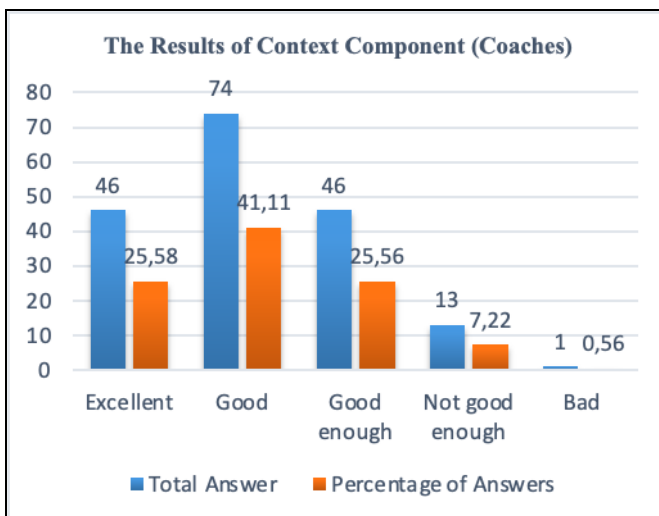
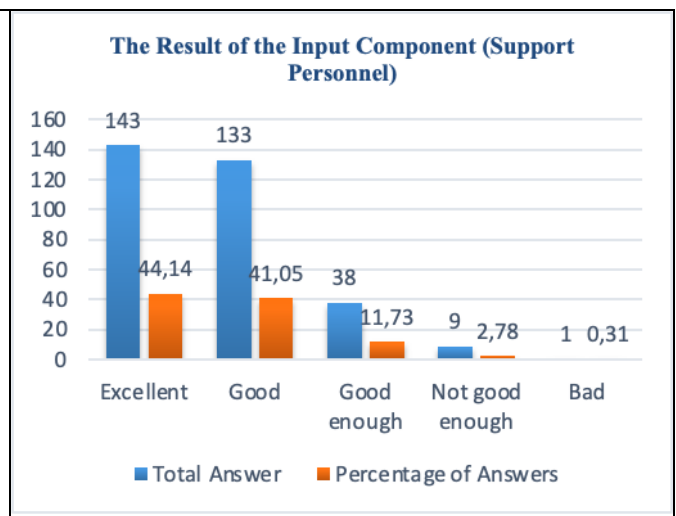


**Table 5.** The Participants' responses to the *input components (Support Personnel)*

Categories	Total of Respondents	Response Percentage
Excellent	143	44,14%
Good	133	41,05%
Good enough	38	11,73%
Not good enough	9	2,78%
Bad	1	0,31%
Total	324	100,0%

Table 5 indicates the participants' total score of responses to the Input Component of the program evaluation of the national potential young athlete training centre, particularly the evaluation of 36 support personnel. The finding shows that 143 participants (44,14%) expressed excellent, 133

participants (41,05%) responded good, 38 participants (11,73%) responded good enough, 9 participants (2,78%) stated not good enough, and 1 participant (0,31%) stated bad. The result of the participants' responses is illustrated in detail in Figure 6.

**Figure 5.** The Participants' responses to the *input components (Coaches)***Figure 6.** The Participants' responses to the *input components (Support Personnel)*

Based on the percentage level results illustrated in Table 6 and Graph 6, it is concluded that the highest response of the respondents examining the Input Component in the National Potential Youth Athlete Training Centre Program, particularly support personnel, is categorized as Very Good.

**Table 6.** The Participants' Responses to the *Process Components (Coaches)*

Categories	Total of Respondents	Response Percentage
Excellent	41	25,63%
Good	71	44,38%
Good enough	38	23,75%
Not good enough	10	6,25%
Bad	0	0%
Total	160	100%

### Process Component

Based on the results of data processing evaluating 20 coaches, the percentage of participants' responses to the Process Component is described in detail in the following Table 6.

Table 6 shows the participants' total score of responses to the Process Component of the program evaluation of the national potential young athlete training centre, particularly the evaluation of 20 coaches. The finding indicates that 41 participants (25,63%) stated excellent, 71 participants (44,38%) expressed good, 38 participants (23,75%) responded good enough, 10 participants (6,25%) argued not good enough, and no participant expressed bad. Moreover, the finding of the participants' responses is described in detail in Figure 7.

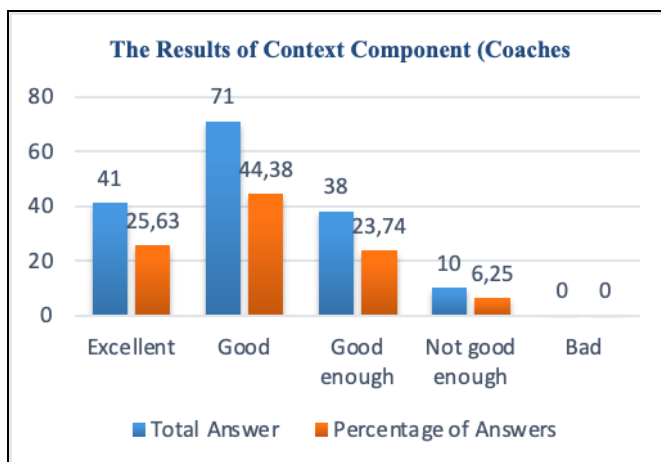
**Table 7.** The Participants' Responses to the *Process Components (Support Personnel)*

Categories	Total of Respondents	Response Percentage
Excellent	162	56,25%
Good	84	29,17%
Good enough	39	13,54%
Not good enough	3	1,04%
Bad	0	0%
Total	288	100%

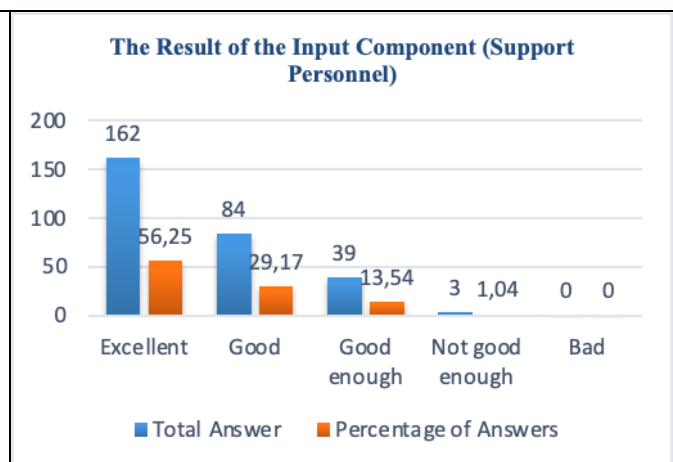
Table 7 explains the total score of participants' answers to statement items concerning the Process Component in the national potential young athlete training center program, particularly the evaluation of 36 support personnel. The result show that 162 participants (56,25%)

Referring to the percentage level results illustrated above, it is concluded that the participants' highest response examining the Process Components in the national potential young athlete training center program, is categorized as Good. Moreover, the results of data processing assessed 36 support personnel for the national potential youth athlete training center program, the percentage of participants' answers for the Process Component is described as follows:

expressed excellent, 84 participants (29,17%) responded good, 39 participants (13,54%) stated good enough, 3 participants (1,04%) expressed not good enough, and no participant argued bad. Besides, the finding of the participants' responses is illustrated in detail in Figure 8.



**Figure 7.** The Participants' responses to the *process components (Coaches)*



**Figure 8.** The participants' responses to the *process components (Support Personnel)*

Referring to the percentage level results described above, it is assumed that the highest response of all participants giving statements assessing the Process Components in the national potential youth athlete training centre program, particularly the evaluation of support personnel, is categorized as Very Good.

### **Product Component**

In accordance with the results of data processing evaluating 20 coaches, the percentage of participants' responses to the Product Component is described in detail as follows:

**Table 8** The Participants' Responses to the *Product Components (Coaches)*

Categories	Total of Respondents	Response Percentage
Excellent	22	27,50%
Good	39	48,75%
Good enough	16	20,00%
Not good enough	3	3,75%
Bad	0	0,00%
Total	80	100%

Table 8 described the total score of participants' responses to statement items discussing the Product Component in the national potential young athlete training centre program, particularly the evaluation of 20 coaches. The result indicates that 22 participants (27,50%) responded excellent, 39 participants (48,75%) expressed good, 16 participants (20,00%) stated good enough, 3 participants (3,75%) argued not good enough, and no participant (0,0%) expressed bad. Moreover, the result of the participants' responses is illustrated in detail in Figure 9.

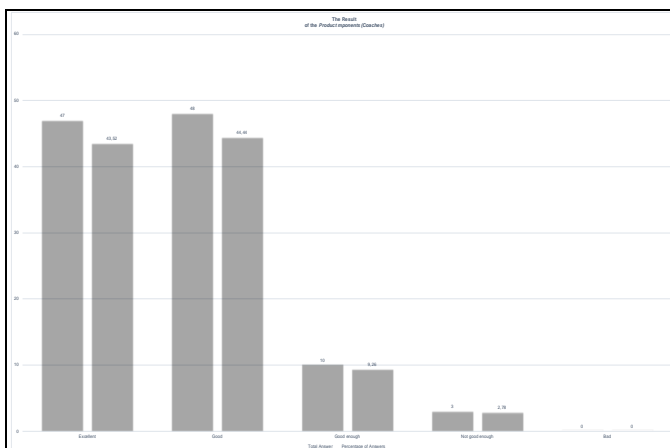
**Table 9.** The Participants' Responses to the *Product Components (Support Personnel)*

Categories	Total of Respondents	Response Percentage
Excellent	73	50,69%
Good	52	36,11%
Good enough	19	13,19%
Not good enough	0	0%
Bad	0	0%
Total	144	100%

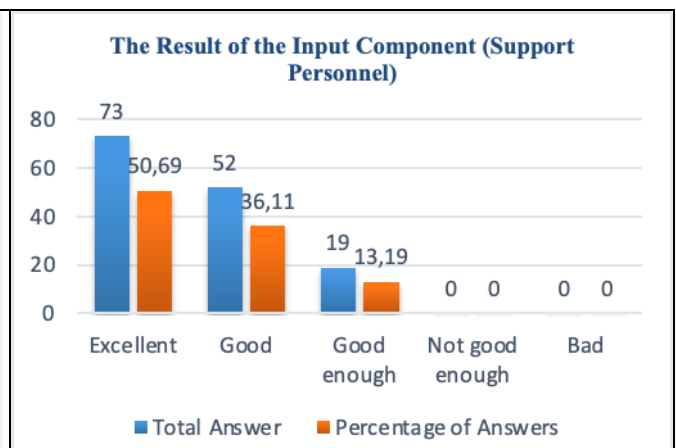
Table 9 illustrated the total score of participants' responses to statement items explaining the Product Component in the national potential young athlete training centre program, particularly the evaluation of 36 support personnel. The result indicates that 73 participants (50,69%)

Referring to the percentage level results discussed in Table 8 and Figure 9, it is assumed that the highest response of the respondents' answers to the statement items examining the Product Components in the national potential youth athlete training centre program, is categorized as Good. Moreover, the results of data processing evaluating 36 support personnel for the national potential young athlete training centre program; the percentage of participants' answers for the Product Component is explained as follows:

stated excellent, 52 participants (36,11%) expressed good, 19 participants (13,19%) argued good enough, no participant (0,0%) expressed not good enough, and no participant (0,0%) stated bad. Besides, the result of the participants' responses is explained in detail in Figure 10.



**Figure 9.** The Participants' responses to the *product components (Coaches)*



**Figure 10.** The Participants' Responses to the *Product Components (Support Personnel)*



Referring to the percentage level results described in Table 9 and Figure 10 above, it is concluded that the highest percentage of the respondents' response assessing the statement items of the Product Components in the national potential young athlete training centre program is categorized Very Good.

## DISCUSSION

Implementing the Evaluation of young athlete training centres has become a process of assessing and analysing the performance of sports centres or training centres dedicated to developing young athletes' talents and potential (Wells et al., 2005). This Evaluation aims to examine the effectiveness and efficiency of the young athlete training centres in achieving sports development targets, identify strengths and weaknesses in training programs, and formulate recommendations for improving the quality of training and coaching young athletes (Varela, 2020). A young athlete training centre includes several important aspects, i.e., 1) structure and facilities, 2) the program of training and curriculum, 3) the quality of coaches and manager, 4) the achievement of athletes, 5) community participation and acceptance, and 6) program sustainability.

The Evaluation begins with assessing the structure and facilities of the young athlete training centres. The Evaluation includes assessing the availability and adequacy of sports facilities and infrastructure such as fields, arenas, gyms, swimming pools. In addition, evaluation involves assessing the physical condition and safety of the facility so that it can adequately support the training program (Lundgren, 2021). Regarding training programs and curricula, the evaluation includes an analysis of training programs and curricula implemented in young athlete training centres (Laporte & Lepresle, 2017). In carrying out this evaluation, several questions were posed to participants, i.e., whether the program of young athlete training centres complies with applicable sports standards, whether there is a balance between physical and technical training, and whether the program has been adapted to the individual needs of young athletes (Zainuazni & Latif, 2020).

Regarding the quality of trainers and managers, the evaluation also evaluates the

abilities and competencies of coaches and managers in young athlete training centres (Veken, 2020). It comprises background assessments, certifications, experience, and the coach's approach to coaching and motivating young athletes. The evaluation also assesses how the manager manages the young athlete training centres and whether there is an effective monitoring and evaluation system. Concerning the achievement of athletes, the evaluation of a youth sports centre should include the achievements of the athletes trained at the centre. It covers the local, regional, national, and international achievements.

Moreover, the evaluation helps to identify the effectiveness of the training and the athletes' potency for the talent successfully developed. Regarding community participation and acceptance, the evaluation also pays attention to community participation and acceptance of young athlete training centres. The evaluation was conducted by posing the following question: Can the training centre attract young athletes and get support from the surrounding community? (Newman, 2021). In addition, concerning program sustainability, the evaluation of young athlete training centres should also consider program sustainability. The evaluation was conducted by posing questions: Can this centre operate long-term and get sufficient financial support? (Smith, 2015).

The evaluation results are then applied to develop a plan for improvement and further development. By conducting routine evaluations, young athlete training centres can continue improving the programs' quality and foster young athletes to achieve a high-quality generation of accomplished athletes.

## Conclusion

This research aimed to investigate the program evaluation of the national potential young athlete training centre. Qualitative design, particularly the evaluation approach covering the Context model, Input, Process, and Product (CIPP), was applied as the research design. The triangulation data were gained through questionnaires, interviews, document studies and observation. This study involved athletes from 32 provinces, and the sample was 32 athletes representing each province by random sampling. The data were analysed by using the description frequency analysis, particularly SPSS. The

research findings show that this research evaluates the program of the national potential young athletes training centre by focusing on four evaluations, i.e., 1) Context Evaluation, 2) Input Evaluation, 3) Process Evaluation, and 4) Product Evaluation.

The evaluation was conducted to examine 20 coaches, 87 athletes, and 36 support personnel. Moreover, the findings indicate that the participants' highest response to the statements assessing the Context Component of the coaches, athletes, and support personnel are categorised as good. Besides, the findings of the participants' highest response to the statements evaluating the Input Component of the coaches and athletes are categorised as good, and the Input Component of the support personnel is categorised as very good. Regarding the Process Component, the results indicate that the participants' highest response to the statements examining the Process Component of the coaches and athletes is categorised as good; meanwhile, the statements evaluating the Process Component of the support personnel is categorised as very good. In addition, examining the Product Component, the findings of the participants' highest response to the statements assessing the Product Component of the coaches and athletes is categorised as good, and the statements evaluating the Product Component of the support personnel are categorised as very good.

The evaluation results are then implemented to develop a plan for improvement and further development of the national potential young athlete training centres. By conducting routine evaluations, young athlete training centres are expected sustainably to improve quality for better training programs and foster young athletes to achieve a high-quality generation as the national elite athletes.

### Conflict of interest

The authors declare no conflict of interest. No financial support was received.

### Ethics statement

This case study follows ethical standards and received approval from Suryakencana Physical Education University with reference number [B/001/PJKR01/EC/2022]. Participants provided consent, with a voluntary form containing details of the research, from athletes, coaches and support personnel to this study

### Author Contributions

Study Design, FI and DF; Data Collection, FI, and MST; Statistical Analysis, MA, S, MST; Data Interpretation, MA, S, MST; Manuscript Preparation, FI and FD, MA; Literature Search, FI, FD, MA, S and MST All authors have read and approved the published version of the manuscript.

### REFERENCES

- Arundale, A. J. H., Silvers-Granelli, H. J., Marmon, A., Zarzycki, R., Dix, C., & Snyder-Mackler, L. (2018). Changes in biomechanical knee injury risk factors across two collegiate soccer seasons using the 11+ prevention program. *Scandinavian Journal of Medicine and Science in Sports*, 28(12), 2592–2603. [PubMed]
- Balyi, I., Way, R., & Higgs, C. (2013). Long-Term Athlete Development. In Myles Schrag & Amanda S. Ewing (Eds.), *Human Kinetics. Human Kinetics*. [CrossRef]
- Chacón-Borrego, F. (2020). Physical fitness in youngsters and its relationship with school and extracurricular physical activity. *Revista Interuniversitaria de Formacion Del Profesorado*, 34(1), 99–114. [CrossRef]
- Maestroni L, Read P, Bishop C, Papadopoulos K, Suchomel TJ, Comfort P, Turner A. The Benefits of Strength Training on Musculoskeletal System Health: Practical Applications for Interdisciplinary Care. *Sports Med*. 2020 Aug;50(8):1431-1450. [PubMed]
- David H. Hargreaves (2014) *A self-improving school system and its potential for reducing inequality*, *Oxford Review of Education*, 40:6, 696-714. [CrossRef]
- Kjær, J. B. (2019). The Professionalization of Sports Coaching: A case study of a graduate soccer coaching education program. *Journal of Hospitality, Leisure, Sport and Tourism Education*, 24(May 2018), 50–62. [CrossRef]
- Komaini, A., Padang, U. N., Ayubi, N., & Surabaya, U. N. (2022). Measurement of Maximal Oxygen Uptake (VO<sub>2</sub>Max) as a Cardiorespiratory Physiological Fitness Parameter Using Sensor Technology-Based Device Development. *Indian Journal of Forensic Medicine & Toxicology*, November. [CrossRef]
- Laporte, R., & Lepresle, A. (2017). *Modelling and Sporting Performance in Karate*. 5, 332–339. [CrossRef]
- Livingston, L. (2020). Sport officiating: Recruitment, development, and retention. In *Sport Officiating: Recruitment, Development, and Retention*. [CrossRef]
- Lleixà, T., González-Arévalo, C., & Braz-Vieira, M. (2016). Integrating key competences in school physical education programmes. *European Physical Education Review*, 22(4), 506–525. [CrossRef]
- Lundgren, O. (2021). Hyperactivity is associated with higher fat-free mass and physical activity in Swedish preschoolers: A cross-sectional study. *Acta Paediatrica, International Journal of Paediatrics*, 110(4), 1273–1280. [CrossRef]

- Luo, X. (2017). Comprehensive Computational Pathological Image Analysis Predicts Lung Cancer Prognosis. *Journal of Thoracic Oncology*, 12(3), 501–509. [CrossRef]
- Müller-Fraçzek, I. (2020). Effect of the affluence of society on the development of sport. *Journal of Physical Education and Sport*, 20, 3023–3029. [CrossRef]
- Murphy, B., Irwin, S., & Condon, F. (2022). The 50 most influential papers pertaining to the Ilizarov method: A bibliometric analysis. *Journal of Orthopaedics*, 30(February), 30–35. [CrossRef]
- Newman, T. (2021). Coaching the development and transfer of life skills: a scoping review of facilitative coaching practices in youth sports. In *International Review of Sport and Exercise Psychology*. [CrossRef]
- Parker, A. (2019). Sporting intervention and social change: football, marginalised youth and citizenship development. *Sport, Education and Society*, 24(3), 298–310. [CrossRef]
- Parker, K. (2021). The use of digital platforms for adults' and adolescents' physical activity during the COVID-19 pandemic (our life at home): Survey study. *Journal of Medical Internet Research*, 23(2). [CrossRef]
- Prevention, D. of H. and H. S. C. for D. C. and. (2011). *Introduction to program evaluation for public health programs: A self-study guide*. Centers for Disease Control and Prevention. [CrossRef]
- Reid, C. A. M., & Beatson, M. (2019). Descriptions of the larva and pupa of *Mecynodera balyi* Clark, 1864, with notes on its life history (Coleoptera: Chrysomelidae: Sagrinae). *Zootaxa*, 4686(4), 551–570. [PubMed]
- Rudd, J. R., Pesce, C., Strafford, B. W., & Davids, K. (2020). Physical Literacy - A Journey of Individual Enrichment: An Ecological Dynamics Rationale for Enhancing Performance and Physical Activity in All. *Frontiers in Psychology*, 11(July). [CrossRef]
- Smith, C. (2015). Association of Y balance test reach asymmetry and injury in Division I Athletes. *Medicine and Science in Sports and Exercise*, 47(1), 136–141. [CrossRef]
- Stufflebeam, D. L., & Chris, L. S. (2014). *Evaluation Theory, Models, and Applications*. Jossey-Bass, A Wiley Brand. [CrossRef]
- Varela, S. M. (2020). Promoting positive development: Coaches as trainers in sports-based resilience programs. *Australian Journal of Rural Health*, 28(2), 209–214. [CrossRef]
- Veken, K. Van Der. (2020). “to mean something to someone”: Sport-for-development as a lever for social inclusion. *International Journal for Equity in Health*, 19(1). [CrossRef]
- Wells, M. S., Ellis, G. D., Paisley, K. P., & Arthur-Banning, S. G. (2005). Development and Evaluation of a Program to Promote Sportsmanship in Youth Sports. *Journal of Park & Recreation Administration*, 23(1). [CrossRef]
- Wolter, A., Tangkudung, A., Haqiyah, A., Tangkudung, J., Abidin, D., Basri, H., & Mahmudah, M. (2022). Do Age , Gender , and Match Experience Affect the Mental Toughness of Martial Art Athletes? *International Journal of Human Movement and Sports Sciences*, 10(3), 612–618. [CrossRef]
- Zainuazni, W. N. S. M., & Latif, R. A. (2020). Perception on sports' involvement among undergraduates of UiTM Seremban. *Malaysian Journal of Sport*. [CrossRef]

