



Serpil Savcı

Bozok University, serpil.savci@bozok.edu.tr, Yozgat-Turkey

Mutlu Yalvaç

Zeynep Karaman

Mersin University, Mersin-Turkey

myalvac@mersin.edu.tr; zey_nep.karaman@hotmail.com

DOI	http://dx.doi.org/10.12739/NWSA.2018.13.2.5A0099		
ORCID ID	0000-0003-2015-2223	0000-0002-1281-5712	---
CORRESPONDING AUTHOR	Serpil Savcı		

**ADSORPTION OF REMAZOL BRILLANT BLUE R FROM AQUATIC SOLUTION USING
NATURAL ADSORBENT (Pistachio Hull)**

ABSTRACT

This study examines that adsorption of Remazol Brilliant Blue R (RBBR) from aquatic solution was studied using pistachio hull (PH) as an adsorbent. The removal efficiency of pistachio hull was studied as a function of, pH, initial dye concentration, adsorbent dose and time via batch method at room temperature. Langmuir and Freundlich Isotherms applied to obtained data from experiments. The correlation coefficient values shown that the data fit the Langmuir Isotherm ($R^2=0.9989$) compare to Freundlich Isotherm ($R^2=0.7825$). Maximum adsorption capacity was observed as 16.739mg/g. Thermodynamic parameters also studied. The value of Gibbs Free Energy, ($\Delta G=2.696\text{kJ/mol}$) is positive. This value is indicated that the adsorption was not a spontaneous one. According to the experimental data, pistachio hull can be used as an appropriate, no cost and easy obtainable adsorbent for the removal of Remazol Brilliant Blue R dye.

Keywords: Remazol Brilliant Blue R, Langmuir, SEM, Pistachio Hull, pH

1. INTRODUCTION

Textile, plastic, paper industries used dyes as colorants. These industries discharged wastewater with color to the aqueous environment. Color in the water is the very important problem in the world. It is unhealthy for ecosystem. It is necessary to color removal from wastewater. There are many methods for treatment of wastewater such as adsorption [1], ion exchange [2], chemical oxidation [3], photodegradation [4]. Some of them are very expensive and have some difficulties to operation. Adsorption is the best way to removal of dye from wastewater. There are many adsorbent in the world. Activated carbon has a high adsorption capacity is the most popular adsorbent. However, in recent years, low cost adsorbents have received growing attention in literatures. PH is waste of pistachio peeling factories at no cost. In this present study, we reported that adsorption of Remazol Brilliant Blue R from aquatic solution using natural adsorbent (Pistachio Hull). Isotherm models (Langmuir and Freundlich) applied to obtained data from experiments. Langmuir isotherm is the best fit for this study. Thermodynamic parameters also studied. PH can be used no cost and easy obtainable wastes for the removal of Remazol Brilliant Blue R dye.

How to Cite:

Savcı, S., Yalvaç, M., and Karaman, Z., (2018). Adsorption of Remazol Brilliant Blue R from Aquatic Solution Using Natural Adsorbent (Pistachio Hull), **Ecological Life Sciences (NWSAELS)**, 13(2): 103-113. DOI: 10.12739/NWSA.2018.13.2.5A0099.



2. RESEARCH SIGNIFICANCE

Recently, water pollution has gained attention in the world. In some areas, they have reached or even exceeded the unacceptable level. Many researches have shown that water pollution was widely cause damage to aquatic environment. The aim of this study was to assess the investigation of adsorption of Remazol Brilliant Blue R from aqueous solution using natural adsorbent (pistachio hull).

3. EXPERIMENTAL METHOD-PROCESS

The following rules should be followed for page layout. It is recommended that you use a template ready to fulfill the terms of spelling rules.

3.1. Material

The PH used as an adsorbent in the study was obtained at a factory in Nizip on August 2016 and stored at +4°C. Raw pistachio and waste PH are shown in Figure 1.



Figure 1. Raw pistachio and waste PH

Remazol Brilliant Blue R was used as textile dye in the study. Remazol Brilliant Blue R is a dye that is toxic and irreversible class of organic contaminants [5]. The properties of Remazol Brilliant Blue R are given in Table 1.

Table 1. Properties of Remazol Brilliant Blue R

Remazol Brilliant Blue R	
Molecular Weight (g/mol)	626.54
Color	Blue
λ_{max} (nm)	582
Dyepurity	<90%
Chemical Formula	$C_{22}H_{16}N_2Na_2O_{11}S_3$
Structure	



3.2. Preparation of Adsorbent

The pistachio hulls were obtained from a factory in Gaziantep-Turkey. In order to prepare the adsorbent, pistachio hulls were separated from pistachio shell and then washed many times. After, pistachio hulls were dried at 60°C for 24 h, they allowed to cool in desiccators. It was ground into fine powder to use as an adsorbent in the following experiments.

3.3. Adsorption Experiments

All After pistachio hulls were washed in tap water and pure water, the material was dried at 80°C for 2 days and sieved from 20-30-35-50 and 70 mesh screens and used as an adsorbent. Remazol Brilliant Blue R (C₂₂H₁₆N₂Na₂O₁₁S₃) was purchased from (Carlo Erba Reagent). It is a reactive dyestuff. This dye was commercial product. Experiments were performed in 750mL erlenmeyer flasks including 5g of pistachio hulls with 500mL of Remazol Brilliant Blue R solution. All the biosorption experiments were performed at room temperature (25°C) via batch method and four set (25mg/L, 50mg/L, 75mg/L and 100mg/L). The solution was shaken by a mechanical shaker (Edmund Bühler GmbH) at the constant agitation time (100rpm) during 120 min. Then the supernatant was centrifuged at 6000rpm and 5 minutes in a centrifuge (Hettich Zentrifugen) after the batch tests. The absorbance of Remazol Brilliant Blue R was measured at maximum wavelength (λ_{max} :582nm) by UV-VIS Spectrophotometer (T 90). The incubation time was tested in a time from 5 to 120 min. All experiments were repeated three times. The dye removal percentage was calculated by:

$$\text{Removal (\%)} = \frac{(C_0 - C_e)}{C_0} * 100 \quad (1)$$

C₀(mg/L): The liquid-phase concentrations of the adsorbate at initial

C_e(mg/L): The liquid-phase concentrations of the adsorbate at equilibrium concentrations

The adsorption amount of Remazol Brilliant Blue R was calculated as follows, Equation 2:

$$\text{Amount of adsorption (Q)} = \frac{(C_0 - C_t)V}{m} \quad (2)$$

C₀: The initial dye concentration (mg/L)

C_t: The dye concentration after adsorption,

V: Dye volume (mL)

m: Adsorbent mass (g) [10].

4. RESULTS AND DISCUSSION

4.1. SEM Images of Pistachio Hull

Unloaded and dye loaded adsorbent in SEM images are indicated in Figure 2. According to Figure 3, there are many pores in unloaded PH. After adsorption, the pores filled with dye molecules.

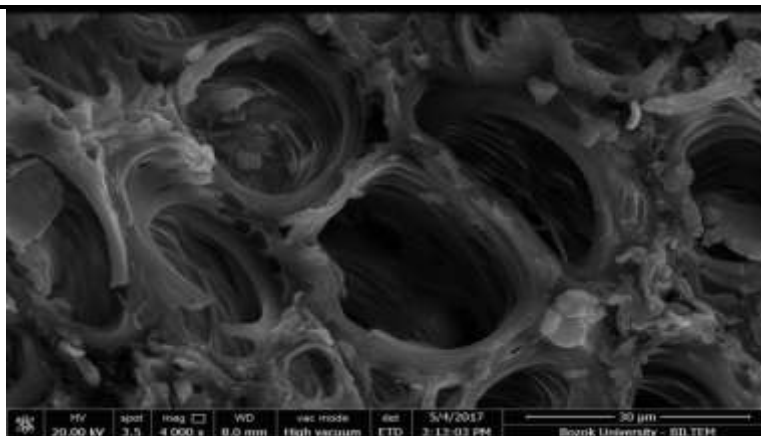


Figure 2. Unloaded adsorbent in SEM Images




Figure 3. SEM images of dye loaded pistachio hull

4.2. Effect of Contact Time

The effects of contact time for Remazol Brilliant Blue R dye adsorption on pistachio hull shown in Figure 4. According to Figure 2, the adsorption of Remazol Brilliant Blue R was fast at first, after that it decreased until it reached plateau. Researchers statement that the rate of adsorption was higher at first for adsorbents have large surface area [6].

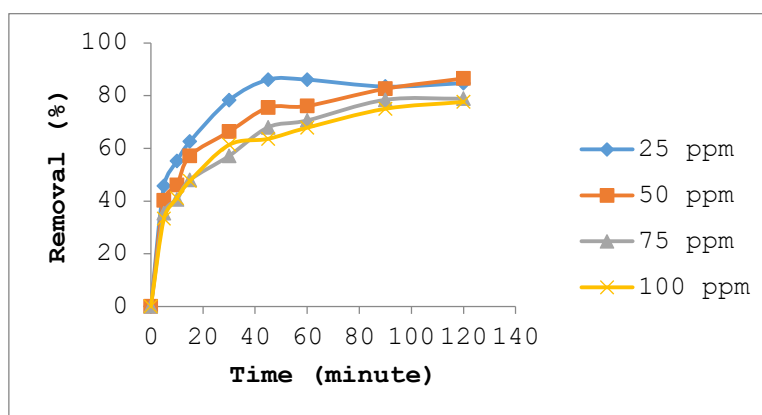


Figure 4. Effect of contact time on Remazol Brilliant Blue R dye adsorption on pistachio hull



4.3. Effect of pH

The effect of pH was studied at pH values between 2 and 10. It has been observed that the capacity of adsorption decreases with increasing pH values in the acidic medium. It was observed that capacity of adsorption increased slightly after pH 6 and then remained constant. It was found that optimum pH is 2 in adsorption on pistachio hull of Remazol Brilliant Blue R (Figure 5). Ahmad et al (2015) studied removal of Remazol Brilliant Blue R onto Durian seed activated carbon. They found the maximum removal was get at pH 2 (95.17%). Sathishkumar et al., (2012), used *Jatropha curcas* pods (agro-industrial waste) for removal of Remazol Brilliant Blue R. They found that optimum pH is 3 for the system [7]. Also, similar result was obtained by researchers [8 and 9].

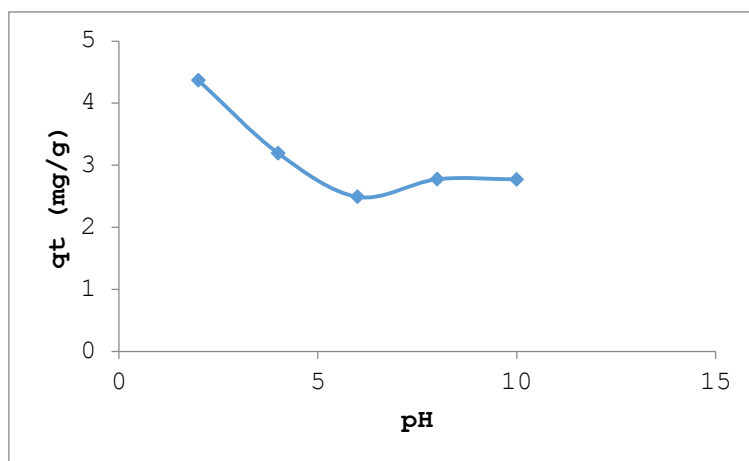


Figure 5. Effect of pH on pistachio hull

4.4. Effect of Concentration

Figure 6 shown effect of concentration on Remazol Brilliant Blue R dye adsorption on pistachio hull. As shown in Figure 6, initially increased dye concentrations showed an increase adsorption capacity q (mg g^{-1}) and then it was found to be in equilibrium.

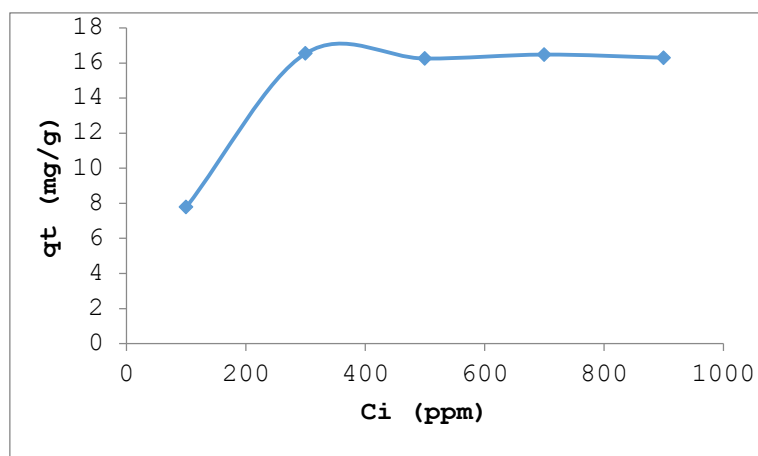


Figure 6. Effect of concentration on Remazol Brilliant Blue R dye adsorption on pistachio hull

4.5. Effect of Adsorbent Dose

The variation of adsorption capacity with adsorbent dose is shown in Figure 7. As shown in Figure 7 the adsorption capacity



increased with decrease in adsorbent dosage. Similar results found that [11 and 12].

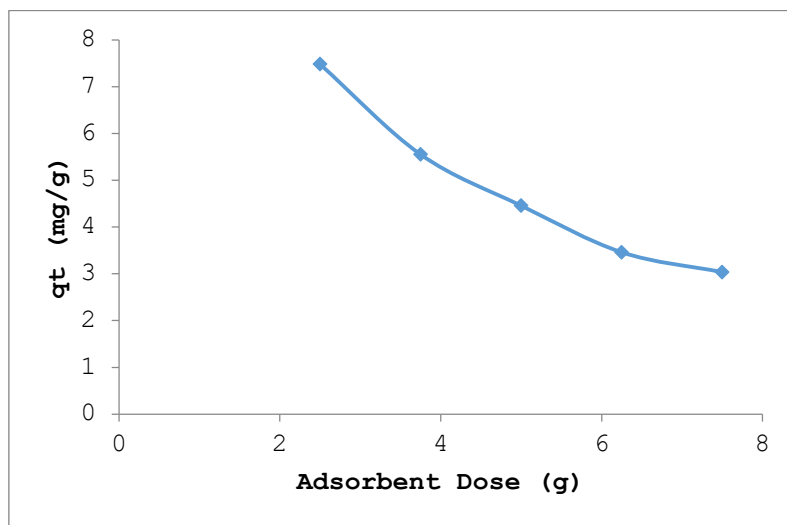


Figure 7. Effect of Adsorbent Dose of Remazol Brilliant Blue R dye adsorption on pistachio hull

4.6. Adsorption Isotherms

The isotherm constants are summarized Table 2. The R^2 values (Table 2) show that the Langmuir model has more precise coefficients than the Freundlich model. The Langmuir isotherm provided a homogeneous adsorption mechanism. Langmuir model is given by Equation 3 [13].

$$\frac{C_e}{q_e} = \frac{1}{K_L} + \left(\frac{a_L}{K_L}\right)C_e \quad (3)$$

C_e : The equilibrium concentration of adsorbate in solution after adsorption (mg/L),

q_e : The equilibrium solid phase concentration (mg/g),

K_L (L/g), a_L (L/mg): The Langmuir constants.

However, the Freundlich isotherm can be expressed by Equation 4:

$$\log q_e = \log K_F + \frac{1}{n} \log C_e \quad (4)$$

K_F (L/g): The adsorption capacity

$1/n$: Intensity of adsorption

Table 2. Parameters for isotherms obtained from equilibrium models

	Parameter (unit)	Methylene Blue
Langmuir	K_L (L/g)	1.299
	a_L (L/mg)	0.0776
	Q_{max} (mg/g)	16.739
	R^2	0.9989
Freundlich Isotherm	n	4.775
	K_F	4.615
	R^2	0.7825

Table 3 described that adsorption capacity of Remazol Brilliant Blue R on pistachio hull in literature. Many researchers used different adsorbents and calculated different adsorption capacities.



Table 3. Adsorption capacity of Remazol Brilliant Blue R on pistachio hull in literature

Adsorbent	Dye	Q_{max} (mg/g)	References
Activated carbon from industrial laundry sewage sludge	Remazol Brilliant Blue R	33.47	[14]
Prosopis juliflora modified with H_2O_2	Remazol Brilliant Blue R	83.3	[15]
Pistachio hull waste	Methylene Blue	389	[16]
Pistachio nut shells activated with KOH (microwave heating)	Methylene Blue	296.57	[17]
Peanut hull-based activated carbon by microwave	Remazol Brilliant Blue R	149.25	[18]
Activated Carbon Prepared from Pinang Frond	Remazol Brilliant Blue R	232.59	[19]
Scenedesmus quadricauda	Remazol Brilliant Blue R	45.70	[8]
Graphene oxide	Basic Yellow28	68.5	[25]
Cucurbit [8] uril	Acid blue25	434.8	[26]
Sodic bentonite	Bezathren-Blue	5.33	[27]
Pistachio hull	Remazol Brilliant Blue R	16.739	This Study

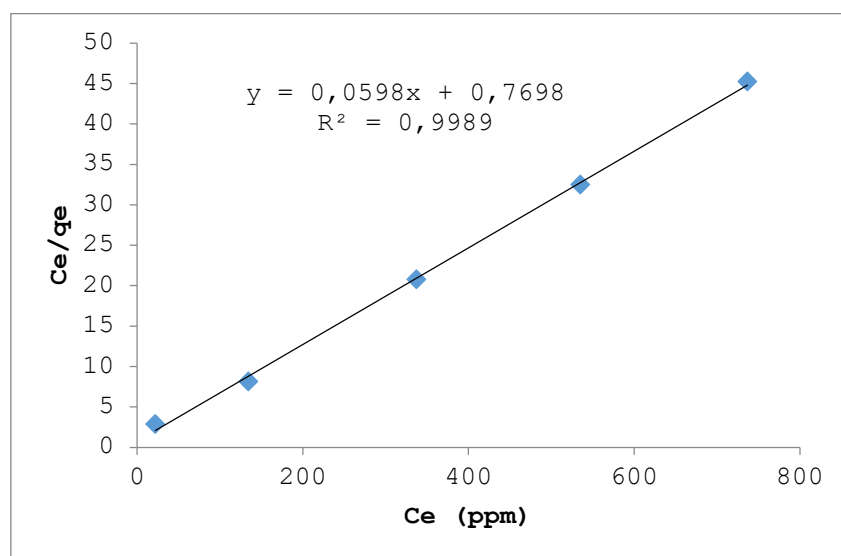


Figure 7. Langmuir Isotherm of Remazol Brilliant Blue R on pistachio hull

K_F and n were found to be 4.615 and 4.775 for Remazol Brilliant Blue R dye on pistachio hull, respectively (Table 2). Similar results found to be [8] for adsorption of Remazol Brilliant Blue R onto immobilized *Scenedesmus quadricauda*. They explained that values of $n > 1$ for Remazol Brilliant Blue R demonstrate a heterogeneous nature of adsorption and positive binding. Langmuir and Freundlich Isotherm models graphics described that Figure 7-8.

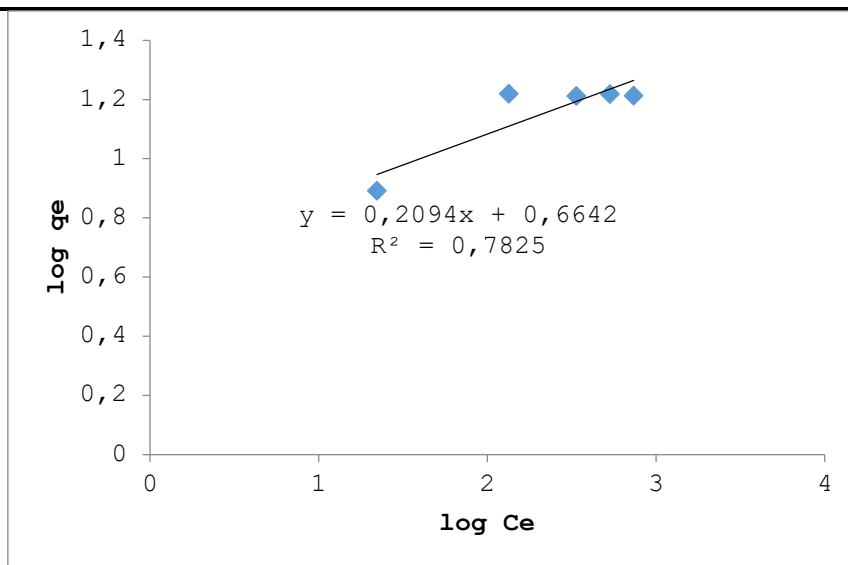


Figure 8. Freundlich Isotherm of Remazol Brilliant Blue R on pistachio hull

4.7. Thermodynamic Study

The thermodynamic parameters can be determined using the experimental data in the following equations Eq.5-7 :

$$\Delta G = -RT \ln K_c^0, \quad (K_c = C_a / C_e) \quad (5)$$

$$\ln K_c = \frac{\Delta S}{R} - \frac{\Delta H}{RT} \quad (6)$$

$$\Delta G = \Delta H - T\Delta S \quad (7)$$

ΔS : Changes of entropy,

ΔH : Changes of enthalpy

ΔG : Gibbs free energy

K_c : The equilibrium constant

T: Temperature (K)

R: The ideal gas constant (8.314J/(mol K)).

C_a : In equilibrium, the solid phase concentration (mg/L).

Thermodynamic equilibrium constant (K_c^0) can be calculated from the equilibrium constant by plotting equilibrium constant against initial dye concentration. Table 4 shows Gibbs free energy values (ΔG :2.696kJ/mol) for systems. Thermodynamic adsorption studies demonstrated that adsorption process was endothermic.

Table 4. Gibbs Free Energy Values For Systems

Sorbent	Dye	ΔG° (kJ/mol)	T(K)	References
Pistachio hull	Remazol Brilliant Blue R	2.696	298	This work
Titania aerogel	Orange II	1.2	303	[20]
Sepiolite	Reactive blue 221	47.9	293	[21]
Activated carbon prepared from coir pith	Congo Red	0.487	308	[22]
Activated Carbon	Remazol Brilliant Blue R	9.72	303	[23]
RB	Mordant Red 73	0.36	293	[24]

5. CONCLUSION AND RECOMMENDATIONS

This study involved the adsorption of Remazol Brilliant Blue R onto pistachio hull was studied. The removal efficiency of pistachio hull was studied as a function of, pH, initial dye concentration,



adsorbent dose and time via batch method at room temperature. No modifications have been made to the adsorbent. It can be considered that the adsorption process is effected by the surface charges Dye adsorption was affected by pH (pH=2. According to the experimental data, Remazol Brilliant Blue R adsorption on pistachio hull was determined to be Langmuir isotherm (16.739mg/g). The adsorption was endothermic for thermodynamic adsorption study. The data shown that PH is an effective and no-cost adsorbent for the removal of Remazol Brilliant Blue R from aqueous solutions.

ACKNOWLEDGMENT

Editors thank to Mersin University Project Center Project number: 2017-2-TP2-2526 and Bozok University Scientific Research and Project Department (BAP).

NOTICE

This study was presented as an oral presentation at the I. International Scientific and Vocational Studies Congress (BILMES 2017) in Nevşehir/Ürgüp between 5-8 October 2017.

SYMBOLS

PH : Pistachio Hull
PBBP: Remazol Brilliant Blue R
 C_o : The liquid-phase concentrations of the adsorbate at initial (mg/L)
 C_e : The liquid-phase concentrations of the adsorbate at equilibrium concentrations (mg/L)
 C_t : The dye concentration after adsorption
V : Dye volume (mL)
m : Adsorbent mass (g)
 q_e : The equilibrium solid phase concentration (mg/g)
 K_L : The Langmuir constants (L/g)
 a_L : The Langmuir constants (L/mg)
 K_F : The adsorption capacity (L/g)
 $1/n$: Intensity of adsorption
 ΔS : Changes of entropy
 ΔH : Changes of enthalpy
 ΔG : Gibbs free energy
 K_c : The equilibrium constant
T : Temperature (K)
R : The ideal gas constant (8.314 J/(mol K))
 C_a : In equilibrium, the solid phase concentration (mg/L).

REFERENCES

- [1] Mittal, J., Mittal, A., Malviya, V.K., and Gupta, V.K., (2009). Adsorptive Removal of Hazardous Anionic Dye Congo Red from Wastewater Using Waste Materials and Recovery by Desorption. J. Colloid Interface Sci. Volume:340, Number:1, pp:16-26.
- [2] Liu, C.H., Wu, J.S., Chiu, H.C., Suen, S.Y., and Chu, K.H., (2007). Removal of Anionic Reactive Dyes from Water Using Anion Exchange Membranes as Adsorbers. Water Res. Volume:41, Number:1, pp:1491-1500.
- [3] Osugi, M.E., Rajeshwar, K., Ferraz, E.R.A., de Oliveira, D.P., Araújo, A.R., and Zanoni, M.V.B., (2009). Comparison of Oxidation Efficiency of Disperse Dyes by Chemical and Photoelectrocatalytic Chlorination and Removal of Mutagenic Activity. Electrochim. Acta. Volume: 54, pp: 2086-2093.
- [4] Wang, Q., Gao, D., Gao, C., Wei, Q., Cai, Y., Xu, J., Liu, X. and Xu, Y., (2012). Removal of a Cationic Dye by



- Adsorption/Photodegradation Using Electrospun PAN/O-MMT Composite Nanofibrous membranes coated with TiO₂. *Int. J. Photoenergy*. Volume:2012, pp:680419-680426.
- [5] Deveci, T., Unyayar, A., and Mazmanci, M.A., (2004). Production of Remazol Brilliant Blue R Decolourising Oxygenase from the Culture Filtrate of *Funalia trogii* ATCC 200800. *Journal of Molecular Catalysis B: Enzymatic*. Volume:30, pp:25-32.
- [6] Amin, N.K., (2008). Removal of Reactive Dye from Aqueous Solutions by Adsorption onto Activated carbons Prepared from Sugarcane Bagasse Pith. *Desalination*. Volume:223, pp:152-161.
- [7] Sathishkumara, P., Arulkumarb, M., and Palvannanb, T., (2012). Utilization of Agro-Industrial Waste *Jatropha curcas* Pods as an Activated Carbon for the Adsorption of Reactive Dye Remazol Brilliant Blue R (RBBR). *Journal of Cleaner Production*. Volume:22, pp:67-75.
- [8] Ergene, A., Ada, K., Tan, S., and Katırcıoğlu, H., (2009). Removal of Remazol Brilliant Blue R Dye from Aqueous Solutions by Adsorption onto Immobilized *Scenedesmus quadricauda*: Equilibrium and Kinetic Modeling Studies. *Desalination*. Volume:249, pp:1308-1314.
- [9] Sathishkumar, P., Arulkumar, M., and Palvannan, T., (2012). Utilization of Agro-Industrial Waste *Jatropha curcas* Pods as an Activated Carbon for the Adsorption of Reactive Dye Remazol Brilliant Blue R (RBBR). *Journal of Cleaner Production*. Volume:22, Number:1, pp:67-75.
- [10] Saha, T.K., Bhoumik, N.C., Karmaker, S., Ahmed, M.G., Ichikawa, H., and Fukumori, Y., (2010). Adsorption of Methyl Orange onto Chitosan from Aqueous Solution. *J. Water Resource and Protection*. Volume:2, pp:898-906.
- [11] Jayakumar, R., Prabakaran, M., Reis, R.L., and Mano, J.F., (2005). Graft Copolymerized Chitosan—Present Status and Applications, *Carbohydr. Polym.*, Volume:62, pp:142-158.
- [12] Wen, Y.Z., Liu, W.Q., Fang, Z.H., and Liu, W.P., (2005). Effects of Adsorption Interferents on Removal of Reactive Red 195 Dye in Waste Water by Chitosan. *J. Environ. Sci. China*, Volume:17, pp:766-769.
- [13] Ho, Y.S., (2006). Isotherms for the Sorption of Lead onto Peat: Comparison of linear and non-linear methods. *Polish Journal of Environmental Study*, Volume:15, pp:81.
- [14] Silva, T.L., Ronix, A., Pezoti, O., Souza, L.S., Leandro, P.K.T., Bedin, K.C., Beltrame, K.K., Cazetta, A.L., and Almeida, V.C., (2016). Mesoporous Activated Carbon from Industrial Laundry Sewage Sludge: Adsorption studies of reactive dye Remazol Brilliant Blue R. *Chemical Engineering Journal*, Volume:303, pp:467-476.
- [15] Nair, V. and Vinu, R., (2016). Peroxide-assisted Microwave Activation of Pyrolysis Char for Adsorption of Dyes from Wastewater. *Bioresource Technology*, Volume:216, pp:511-519.
- [16] Moussavi, G. and Khosravi, R., (2011). The Removal of Cationic Dyes from Aqueous Solutions by Adsorption onto Pistachio Hull Waste. *Chemical engineering research and design*, Volume:89, pp:2182-2189.
- [17] Foo, K.Y. and Hameed, B.H., (2011). Preparation and Characterization of Activated Carbon from Pistachio Nut Shells via Microwave-Induced Chemical Activation. *Biomass and bioenergy*, Volume:35, pp:3257-3261.
- [18] Zhong, Z., Yanga, Q., Li, X.M., Luoa, K., Liua, Y., and Zeng, G.M., (2012). Preparation of Peanut Hull-Based Activated Carbon by Microwave-Induced Phosphoric Acid Activation and Its



-
- Application in Remazol Brilliant Blue R Adsorption, *Industrial Crops and Products*, Volume:37, pp:178-185.
- [19] Azhar Ahmad, M., Gazali Herawan, S., and Anas Yusof, A., (2014). Equilibrium, Kinetics, and Thermodynamics of Remazol Brilliant Blue R Dye Adsorption onto Activated Carbon Prepared from Pinang Frond", *Mechanical Engineering*, Volume:2014, pp:7.
- [20] Abramian, L. and El-Rassy, H., (2009). Adsorption Kinetics and Thermodynamics of Azo-Dye Orange II onto Highly Porous Titania Aerogel. *Chemical Engineering Journal*, Volume:150, pp:403-410.
- [21] Alkan, M., Demirbaş, O., and Doğan, M., (2007). Adsorption Kinetics and Thermodynamics of an Anionic Dye onto Sepiolite. *Microporous and Mesoporous Materials*, Volume:101, pp:388-396.
- [22] Namasivayam, C. and Kavitha, D., (2002). Removal of Congo Red from Water by Adsorption onto Activated Carbon Prepared from Coir Pith, an Agricultural Solid Waste. *Dyes and Pigments*, Volume:54, pp:47-58.
- [23] Azmier Ahmad, M., Ahmad, N., and Solomon Bello, O., (2015). Adsorption Kinetic Studies for the Removal of Synthetic Dye Using Durian Seed Activated Carbon. *Journal of Dispersion Science and Technology*, Volume:36, pp:670-684.
- [24] Javed, S.H., Zahir, H., Khan, A., Afzal, S., and Mansha M., (2018). Adsorption of Mordant Red 73 Dye on Acid Activated Bentonite: Kinetics and Thermodynamic Study. *Journal of Molecular Liquids* Volume:254, pp:398-405.
- [25] Konicki, W., Aleksandrak, M., and Mijowska, E., (2017). Equilibrium, Kinetic and Thermodynamic Studies on Adsorption of Cationic Dyes from Aqueous Solutions Using Graphene Oxide. *Chemical Engineering Research and design* Volume:1, Number:23, pp:35-49.
- [26] Luo, H., Huang, X., Luo, Y., Li, Z., Li, L., Gao, C., Xiong, J., and Li, W., (2018). Adsorption Behavior and Mechanism of Acidic Blue 25 Dye onto Cucurbit [8] uril: A spectral and DFT Study. *Spectrochimica Acta Part A: Molecular and Biomolecular Spectroscopy* Volume:193 pp:125-132.
- [27] Belbachir, I. and Makhoukhi, B., (2017). Adsorption of Bezathren Dyes onto Sodic Bentonite from Aqueous Solutions. *Journal of the Taiwan Institute of Chemical Engineers* Volume:75, pp:105-111.