

# koşuyolu heart journal

koşuyolu kalp dergisi


ISSN 2149-2972  
e-ISSN 2149-2980



VOLUME 21  
NUMBER 3  
DECEMBER 2018

*Published three times a year*

[www.kosuyoluheartjournal.com](http://www.kosuyoluheartjournal.com)



VOLUME **21**  
ISSUE **3**  
DECEMBER **2018**

#### Previous Editors

Cevat Yakut (1990-2008)  
Hasan Sunar (2009-2011)  
A. Metin Esen (2011-2014)  
Mustafa Bulut (2014-2017)

#### Owner

Sağlık Bilimleri Üniversitesi  
Kartal Koşuyolu Yüksek İhtisas Sağlık  
Uygulama ve Araştırma Merkezi

#### Editorial Office

Sağlık Bilimleri Üniversitesi Kartal Koşuyolu Yüksek  
İhtisas Sağlık Uygulama ve Araştırma Merkezi  
Denizer Caddesi Cevizli Kavşağı No: 2  
Cevizli 34846 Kartal, İstanbul, Turkey  
**Phone** : +90 216 500 15 00/1195  
**Fax** : +90 216 459 63 21  
**E-mail** : journal@kosuyolu.gov.tr

**bilimsel tıp**  
yayınevi  
www.bilimseltipyayinevi.com

#### Publisher

Bilimsel Tıp Yayınevi  
Bükreş Sokak No: 3/20  
Kavaklıdere-Ankara  
**Phone** : +90 312 500 1500/1195  
+90 312 466 23 11  
**Fax** : +90 312 426 93 93  
**e-mail** : bilimsel@bilimseltipyayinevi.com  
**Web** : www.bilimseltipyayinevi.com

**Print Date** ● December 2018

#### Editor in Chief

Mehmet Kaan Kırallı, Dr., İstanbul, Turkey  
Cardiovascular Surgery, University of Health  
Sciences Kartal Koşuyolu Training and Research Hospital  
imkkirali@yahoo.com

#### Editors

##### Cardiovascular Surgery

Hasan Sunar, Prof. Dr., İstanbul, Turkey  
University of Health Sciences  
hsunar@kosuyolu.gov.tr

##### Cardiology

Mustafa Yıldız, Prof. Dr., İstanbul, Turkey  
İstanbul University, Haseki Cardiology Institute  
mustafayildiz@yahoo.com

##### Pediatric Cardiac Surgery

Hakan Ceyran, Prof. Dr., İstanbul, Turkey  
University of Health Sciences  
hakanceyran@gmail.com

##### Biostatistics

Necdet Süt, Prof. Dr., Edirne, Turkey  
Trakya University, Faculty of Medicine  
nsut@trakya.edu.tr

#### Editorial Assistants

Zübeyde Bayram, Dr., Cardiology, İstanbul, Turkey  
Deniz Çevirme, Dr., Cardiovascular Surgery, İstanbul, Turkey  
Esin Erdem, Dr., Anesthesiology, İstanbul, Turkey  
Ahmet Güler, Dr., Cardiology, İstanbul, Turkey  
Alev Kılıçgedik, Dr., Cardiology, İstanbul, Turkey  
Hülya Yılmaz Ak, Dr., Anesthesiology, İstanbul, Turkey

#### Advisory Board

Manuel J. Antunes, Prof. Dr., Coimbra, Portugal  
Mustafa Çikinkıoğlu, Assoc. Prof. Dr., Geneva, Switzerland  
Cevat Kırmacı, Prof. Dr., İstanbul, Turkey  
Cihangir Kaymaz, Prof. Dr., İstanbul, Turkey  
Nihal Özdemir, Prof. Dr., İstanbul, Turkey  
Mehmet Özkan, Prof. Dr., Ardahan, Turkey  
Egemen Tüzün, Assoc. Prof. Dr., Texas, USA

#### English Language Editing

Enago



## ABOUT JOURNAL

Koşuyolu Heart Journal is a peer-reviewed, open access journal that has been published three times a year in April, August and December. This is the scientific journal of the Health Sciences University, Koşuyolu High Specialization Health Application and Research Center (namely in Turkish, Sağlık Bilimleri Üniversitesi, Kartal Koşuyolu Yüksek İhtisas Sağlık Uygulama ve Araştırma Merkezi, İstanbul, Türkiye). The official languages of the journal are English and Turkish.

The aim of the Koşuyolu Heart Journal; is to present advances in the field of cardiology, cardiovascular surgery, congenital cardiac surgery, and cardiovascular anesthesia to the readers. Koşuyolu Heart Journal publishes research articles, reviews, original case reports and images, letters, and critiques on cardiovascular medicine. The target reader population are the doctors specialized to the cardiovascular medicine. As an open access journal, all content is freely available.

Koşuyolu Heart Journal currently has an acceptance rate of 48%. The average time between submission and final decision is 30 days and the average time between acceptance and final printed publication is 60 weeks. However, provisional copy of submissions are published online within 1 month after acceptance.

### Journal History :

Koşuyolu Heart Journal, ISSN 1300-8706, 1990-2007.

Koşuyolu Kalp Dergisi, ISSN 1300-8706, 2009-2014.

Koşuyolu Heart Journal, ISSN 2149-2972, eISSN 2149-2980, since 2015.

### Indexing

The Koşuyolu Heart Journal is indexed in TÜBİTAK/ULAKBİM (Turkish Medical Abstracts), Türkiye Atıf Dizini, and Turk Medline.

**Creative Common License:** Koşuyolu Heart Journal is licensed under (CC) BY-SA. (<http://creativecommons.org/licenses/by-sa/4.0/>)

**Subscription Procedures:** All content of the Journal on this website is freely available without charge to the user or his/her institution. However, subscription for printed issues is also available. Please get in contact with the Bilimsel Tıp Yayınevi for more information on delivery and shipping charges.

**Submission Process:** The manuscripts should be submitted via online. The journal does not charge for submission processing and publication of manuscripts.

**Address:** Koşuyolu Heart Journal, Sağlık Bilimleri Üniversitesi, Koşuyolu Yüksek İhtisas Sağlık Uygulama ve Araştırma Merkezi, Denizer Caddesi, Cevizli Kavşağı No: 2, 34846, Kartal, İstanbul, Turkey

**Phone:** +90 216 5001500

**Fax:** +90 216 4596321

**e-mail:** [journal@kosuyolu.gov.tr](mailto:journal@kosuyolu.gov.tr)

**The journal is printed on acid-free paper.**

### Contact Address

Sağlık Bilimleri Üniversitesi, Kartal Koşuyolu Yüksek İhtisas Sağlık Uygulama ve Araştırma Merkezi  
Denizer Caddesi Cevizli Kavşağı No: 2 Cevizli 34846 Kartal, İstanbul, Turkey

**Phone:** +90 216 500 15 00 • **Fax:** +90 216 459 63 21 • **e-mail:** [journal@kosuyolu.gov.tr](mailto:journal@kosuyolu.gov.tr)



## EDITORIAL POLICIES

### Originality of Manuscript

The corresponding author must certify that their article is original, has not been published previously, and is not under consideration for publication by another journal. The corresponding author should affirm originality of the work in the Article Submission Form. If the work has been presented previously at a meeting as an oral or poster presentation, corresponding author must state the name, date and place of the meeting at the Title Page.

### Autorship

An individual who has made substantial intellectual contributions to the article should be an author. Each author must have a role in the following areas:

1. Conception and designing of study, or data collection, or analysis and interpretation of data.
2. Writing article or revising it substantially.
3. Final approval of the submitted version.

Other contributors who perform technical support, identify patients for study, translate the texts, supply materials, provide funding have not been qualified as author. These contributions may be acknowledged in the manuscript. Author roles are stated at Article Submission Form.

### Human Rights

The Koşuyolu Heart Journal accepts the Declaration of Helsinki Principles as the policy of the Journal. Therefore, all studies concerning human subjects must be approved by the Institutional Review Board. All study subjects should be informed and written consent should be obtained. The editor ask for a copy of the approval document.

### Animal Rights

All studies dealing with animal subjects must be performed according to "The Guide for the Care and Use of Laboratory Animals" ([http://www.nap.edu/catalog.php?record\\_id=5140](http://www.nap.edu/catalog.php?record_id=5140)) with the approval of the Institutional Review Board. The editor ask for a copy of the approval document.

All manuscripts submitted for publication are reviewed for their originality, methodology, ethical nature and suitability for the Koşuyolu Heart Journal. The editor has the right to format or reject the manuscripts which do not follow the rules or send them back to the author for correction. Authors who wish to withdraw their manuscripts need to state this to the editor in written form. All manuscripts received are submitted to iThenticate®, a plagiarism checking system. Manuscripts judged to be plagiarised will not be considered for publication.

Submitted papers are reviewed by, the editor, the associated editors, and at least two reviewers. The editor and associated editors may decide to send the manuscript to a third reviewer. The editor and associated editors is the complete authority regarding reviewer selection. The reviewers may be selected from the Journal's Advisory Boards or independent national or international reviewers may be selected when required for the topic of the manuscript.

### Instructions for Authors

Instructions for authors can be accessed from <http://www.kosuyolukalpdergisi.com> and printed samples of the Journal.

### Scientific and Legal Responsibility of the Articles


Scientific and legal responsibility of the published articles belongs to the authors. Authors are responsible for the contents of the articles and accuracy of the references. Health Science University Kartal Koşuyolu High Specialization Health Application and Research Center, the Editor-in-Chief, the Associated Editors or the Publisher do not accept any responsibility for the published articles.

### Ownership of a Manuscript

A Copyright Transfer Form signed by all authors must be submitted to the journal when accepted manuscript. Koşuyolu Heart Journal is an open access journal which means that all content is freely available without charge to the user or his/her institution. The Journal is licensed under CC BY-SA. Journal articles can be self archiving. This is a Romeo green Journal.

### Citation

Koşuyolu Heart J



## INSTRUCTIONS for AUTHORS

### Scope of the Journal

The Kosuyolu Heart Journal is published three times a year (april, august, and december). The official language of journal is either Turkish or English. For the article written in Turkish should be correspond to Turkish Language Institution dictionary, ortography guide (<http://tdk.org.tr>) and dictionary of cardiology terms published by Turkish Society of Cardiology ([http://www.kosuyolukalpdergisi.com/global/docs/terminoloji\\_klavuzu.pdf](http://www.kosuyolukalpdergisi.com/global/docs/terminoloji_klavuzu.pdf)). Terms written in English or another foreign language should be indicated within quotation marks in Turkish articles.

All manuscripts submitted for publication should comply with "Uniform Requirements for Manuscripts Submitted to Biomedical Journals" produced and updated by the International Committee of Medical Journals Editors ([www.icmje.org](http://www.icmje.org)).

The Kosuyolu Heart Journal accepts the Declaration of Helsinki Principles (<http://www.wma.net/en/30publications/10policies/b3/index.html>) as the policy of the Journal. Therefore, all manuscripts concerning human subjects must contain a statement in the "Materials and Methods" section, indicating that the study was approved by the Institutional Review Board. All study subjects should be informed and written consent should be obtained and this should be declared in the "Materials and Methods" section. All manuscripts dealing with animal subjects must contain a statement indicating that the study was performed according to "The Guide for the Care and Use of Laboratory Animals" ([http://www.nap.edu/catalog.php?record\\_id=5140](http://www.nap.edu/catalog.php?record_id=5140)) with the approval of the Institutional Review Board, in the "Materials and Methods" section. The Editor may ask for a copy of the approval document. The journal's editorial and publication process are also congruent with COPE (<http://publicationethics.org/resources/guidelines>) standards.

### Submission Process

The manuscripts should be submitted via online manuscript evaluation system (<http://www.kosuyoluheartjournal.com>).

### Forms

An "Article Submission Form" consisting of author role, originality, and conflict of interest disclosure, signed by the corresponding author, declaring that the manuscript has not been published or is not currently submitted to another journal and that the manuscript is approved by all the authors. The Article Submission Form should be simultaneously uploaded together with manuscript files.

Kosuyolu Heart Journal "Copyright Transfer Form" might be uploaded together with manuscript files or should be sent after acceptance of the manuscript via e-mail to [journal@kosuyolu.gov.tr](mailto:journal@kosuyolu.gov.tr). After submission of the copyright transfer form signed by each author, changes of authorship or in the order of the authors listed will not be accepted by Kosuyolu Heart Journal.

These forms are available on <http://www.kosuyoluheartjournal.com>.

### Manuscript Preparation

**Style and format:** The manuscript text should be written in Times New Roman font, 12 point-type, double-spaced with 2 cm margins on the left and right sides. The article should be prepared with Microsoft Words. The pages should be numbered starting with the title page. Page numbers should appear at the bottom right corner of every page. The main text file should not contain any information regarding author names and affiliations.

**Symbols, units, and abbreviations:** In general, the Journal follows the conventions of Scientific Style and Format, The CSE Manual for Authors, Editors, and Publishers, Council of Science Editors, Reston, VA, USA (7<sup>th</sup> ed.). Please use SI units. Abbreviations should be internationally accepted and should be defined accordingly in the text in parenthesis when first mentioned and used in the text. The abbreviated form should be used all throughout the article.

**Title page:** Title page of the of the manuscript should include the Turkish and English title of the article, Turkish and English running title not exceeding 40 characters including spaces as well as the full names, surnames and academic degrees of the authors. The department, division and institution of the authors should be indicated. Title page should also include address, e-mail, phone and fax number of the corresponding author. Authors should indicate the name, the date, and the place of the meeting if the research has been presented previously in a congress or symposia. Title page should be submitted as a separated file.

**Abstracts:** All manuscripts should be in Turkish and English abstracts. Abbreviations should be avoided as much as possible. References, figures, tables and citations should not be used.

**Keywords:** There should be two to five key words complying with the Index Medicus Medical Subject Headings (MeSH) and Türkiye Bilim Terimleri for Turkish. Refer to <http://www.nlm.nih.gov/mesh/MBrowser.html> and <http://www.bilimterimleri.com> for English and Turkish key words, respectively.

**Original investigations:** Original investigations are clinical or experimental research articles. They should include; Turkish title, Turkish structured abstract (limited to 300 words structured as 'Giriş', 'Hastalar ve Yöntem', 'Bulgular' and 'Sonuç'), Turkish key words and English title, English structured abstract (limited to 300 words structured as Introduction, Materials (or Patients) and Methods, Results and Conclusion), English key words. The other sections of the manuscript should include Introduction, Materials (or Patients) and Methods, Results, Discussion, Acknowledgement (if required) and References. All sections of the manuscripts should start on a new page. Research articles are not referred to exceed 5000 words and 40 references.

**Reviews:** Manuscripts in the form of "Reviews" are accepted when "invited" since 2009. In case of wishing to write a review about a current topic without being "invited", the editor and the associate editors should be contacted before the manuscript is submitted. Review Articles should include; Turkish title, Turkish abstract, Turkish key words and English title, English abstract and English key words. The abstract should be prepared as one paragraph in "Review" type articles and limited to 300 words. Structured abstract is not required. Number of references should be limited to 40 if possible.

**Case reports:** Case reports should include Turkish title, Turkish abstract, Turkish key words, English title, English abstract, English key words, Introduction, Case presentation, Discussion and References. Introduction and Discussion sections of the Case reports should be short and concise and the abstract should be prepared as one paragraph. Structured abstract is not required. Case reports should not exceed 1500 words and the number of references should not exceed 20.

**Original techniques:** Original techniques should include Turkish title, Turkish abstract, Turkish key words, English title, English abstract, English key words, Introduction, Technique, Discussion and References. Introduction and Discussion sections of the Original Techniques should be short and concise and the abstract should be prepared as one paragraph. Structured abstract is not required. Original Surgical Techniques should not exceed 1500 words and the number of references should not exceed 10.

**Original images:** Original images in cardiovascular system are images dealing with related subjects. The title should not contain more than eight words. No more than three authors may be listed. The legend should not exceed 150 words. The legend to the image should succinctly present relevant clinical information, including a short description of the patient's history, relevant physical and laboratory findings, clinical course, response to treatment (if any), and condition at last follow-up. All labeled structures in the image should be described and explained in the legend. The number of references should not exceed 3 and not include an abstract. Running title is not required.

**Letter to the editor:** Readers are encouraged to write about any topic that relates to cardiology, cardiovascular surgery, and cardiovascular anesthesiology and may include discussions on material previously printed in the Journal. Letter to the Editor should be short and concise limited to 1000 words and 5 references. Abstract is not required.

**Tables and figures:** Tables, figures, graphics and pictures should be numbered with Arabic numbers in order of reference in the text. Localization of tables, figures, graphics and pictures should be indicated.

Each table should be prepared with double spacing on a separate page. Tables should have a brief title. Authors should place explanatory matter in footnotes not in the heading. Explanations should be made for all nonstandard abbreviations in footnotes. The following symbols should be used for abbreviations in sequence: \*, †, ‡, §, ||, ¶, \*\*, ††, ‡‡. Each table should be cited in text.

Figures should be either professionally drawn or photographed, and these items should be submitted as photographic-quality digital images. Figures should be submitted in a

### Contact Address

Sağlık Bilimleri Üniversitesi, Kartal Kosuyolu Yüksek İhtisas Sağlık Uygulama ve Araştırma Merkezi  
Deniz Caddesi Cevizli Kavşağı No: 2 Cevizli 34846 Kartal, İstanbul, Turkey  
Phone: +90 216 500 15 00 • Fax: +90 216 459 63 21 • e-mail: [journal@kosuyolu.gov.tr](mailto:journal@kosuyolu.gov.tr)





format that will produce high-quality image (for example, JPEG or GIF). Authors should control the images of such files on a computer screen before submitting them to be sure they meet their own quality standards. Information on staining and microscopic images, the magnification ratio.

X-ray films, scans and other diagnostic images, as well as pictures of pathology specimens should be submitted as sharp, glossy, black-and-white or color photographic images. Letters, numbers, and symbols on figures should be clear and consistent throughout, and large enough to remain legible when the figure is reduced for publication. Figures should be made as self-explanatory as possible. For recognizable photographs of patients, signed releases of the patient or of his/her legal representative should be submitted; otherwise, patient names or eyes must be blocked out to prevent identification.

Legends for figures, graphics and pictures should be typed starting on a separate page, double spaced, indicating the corresponding illustrations with numbers. When symbols, arrows, numbers or letters are used to identify parts of illustrations, define each one clearly under the illustration.

If quoted parts, tables, figures, graphics, pictures etc exist in the manuscript, the authors should obtain written permission from the author and copyright holder and indicate this.

**Acknowledgements:** All the entities that provide contribution to the technical content, data collection and analysis, writing, revision etc. of the manuscript and yet do not meet the criteria to be an author should be mentioned in the acknowledgement part. If the contribution of the sponsor is only in the form of financial support, this should be stated in the "Acknowledgement" section. If the sponsor has participated in the methods, statistical analysis or manuscript preparation, this contribution should also be stated in the "Materials and Methods" section. If there is no conflict of interest it should also be stated.

**References:** Data and manuscript not published yet should not be included among the references. These should be stated in the main text as "author(s), unpublished data, year".

Reference numbers should be indicated at the end of the sentences in the text as superscripts and references should be numbered consecutively in the order they are mentioned in the text. Journal names should be abbreviated as listed in "Index Medicus" or in "ULAKBİM/Turkish Medical Index". References should be typed in consistence with the following examples. Native references should be used as much as possible.

**If the reference is a journal;**

Author(s)' surname and initial (s) of the first name (all authors if the number of authors are 6 or less, first 6 authors if the number of authors of an article is more than 6 followed by "ve ark." in Turkish references and "et al." in international references). Title of the article, title of the manuscript abbreviated according to Index Medicus (<http://www.ncbi.nlm.nih.gov/sites/entrez/query.fcgi?db=nlmcatalog>). Year;Volume: First and last page number.

**Example:** Suárez De Lezo J, Medina A, Pan M, Romero M, Segura J, Pavlovic D, et al. Transcatheter occlusion of complex atrial septal defects. Catheter Cardiovasc Interv 2000;51:33-41.

**If the reference is a journal supplement;**

Author(s)' surname and initial(s) of the first name. Title of the article. Title of the manuscript abbreviated according to Index Medicus (<http://www.ncbi.nlm.nih.gov/sites/entrez/query.fcgi?db=nlmcatalog>). Year;Volume(Suppl Supplement number):First and last page number.

**Example:** Parsonnet V, Lean D, Bernstein AD. A method of uniform stratification of risk for evaluating the results of surgery in acquired adult heart disease. Circulation 1989;79(Suppl 1):S3-S12.

**If the reference is a book;**

Author(s)' surname and initial (s) of the first name. Title of the book. Edition number. City of publication, Country: Publisher, Year of Publication: Page numbers.

**Example:** Borrow K, Braunwald E. Heart Disease. 1<sup>st</sup> ed. Philadelphia, PA, USA: WB Saunders, 1988: 976.

**If the reference is a book chapter;**

Surname and initial(s) of the first name of the author(s) of the chapter. Title of the chapter. In: Surname and initial(s) of the first name(s) of the editor(s) (ed) or (eds). Title of the book. Edition number. City of publication, Country: Publisher, Year of publication: First and last page numbers of the chapter.

**Example:** Nguyen A, Imoto E, Eklof BGH. Pulmonary embolism. In: Barros D'Sa AAB, Chant ADB (eds). Emergency Vascular and Endovascular Surgical Practice. 2nd ed. London, UK: Hodder Arnold, 2005: 251-260.

**If the reference is an article presented in a meeting;**

Author(s)' surname and initial (s) of the first name (all authors if the number of authors are 6 or less, first 6 authors if the number of authors of an article is more than 6 followed by "ve ark." in Turkish references and "et al." in international references). Title of the article, If applicable In: Surname and initial (s) of the first name(s) of the editor (s) (ed) or (eds). Title of the book. Title of the meeting; Date; City of the meeting; Country. Publisher; Year. Page numbers.

**Example:** Bengtsson S, Solheim BG. Enforcement of data protection, privacy and security in medical informatics. In: Lun KC, Degoulet P, Piemme TE, Reinhoff O (eds). MEDINFO 92. Proceedings of the 7th World Congress on Medical Informatics; 1992 Sep 6-10; Geneva, Switzerland. North-Holland; 1992. p. 1561-5.

**If the reference is an online journal;**

Author(s)' surname and initial(s) of the first name (all authors if the number of authors are 6 or less, first 6 authors if the number of authors of an article is more than 6 followed by "ve ark." in Turkish references and "et al." in international references). Title of the article, title of the manuscript abbreviated according to Index Medicus Year; Volume (Number). Available from: URL address. Accessed date: day.month.year.

**Example:** Morse SS. Factors in the emergence of infectious disease. Emerg Infect Dis 1995;1(1). Available from: <http://www.cdc.gov/ncidoc/EID/eid.htm>. Accessed date: 25.12.1999.

**If the reference is a website;**

Name of the web site. Access date. Available from: address of the web site.

**Example:** World Health Organization (WHO). Access date: 9 July 2008. Available from: <http://www.who.int>

**If the reference is a thesis;**

Author's surname and initial of the first name. Title of the thesis (Thesis). Name of the university (or educational hospital, institution, etc), City, Country, Year.


**Example:** Kalender M. The effect of using internal mammarian artery graft on coronary bypass morbidity and mortality in octogenarian. (Thesis). Sağlık Bilimleri Üniversitesi Kartal Koşuyolu Yüksek İhtisas Sağlık Uygulama ve Araştırma Merkezi, İstanbul, Türkiye, 2011.

**Reprints**

Reprint of the article is not sent to the authors. The issue of the journal is sent by Publishing House.

**Correspondence Address**

Manuscript can only be submitted through our online system. Other correspondence may be directed to: e-mail: [journal@kosuyolu.gov.tr](mailto:journal@kosuyolu.gov.tr) or Koşuyolu Heart Journal, Sağlık Bilimleri Üniversitesi Kartal Koşuyolu Yüksek İhtisas Sağlık Uygulama ve Araştırma Merkezi, Denizler Cad. No:2, Cevizli, Kartal, 34846 İstanbul, Türkiye.



## ARTICLE SUBMISSION FORM

Manuscript Title .....

By submitting this form, the corresponding author acknowledges that each author has read and agrees with the information contained in the Originality, Author Role and Competition of Interest Form completed at the time of initial manuscript submission.

### Originality of Research

The authors certify that this manuscript is original, has been written by the stated authors, has not been published previously, and is not under consideration for publication by another journal. If parts of the work or patients included in this manuscript have been previously published, the authors are required to disclose this information to the Editors.

### Authorship

Koşuyolu Heart Journal has required that authors specify their roles and meet the requirements for authorship as listed in the "Uniform Requirements for a Manuscript Submitted to Biomedical Journals." These indicate that each author must contribute to a manuscript in **each** of the following 3 areas:

1. Substantial contribution to conception and design; or acquisition of data; or analysis and interpretation of data.
2. Drafting the article or revising it critically for important intellectual content.
3. Final approval of the version to be published.

If someone has contributed to the manuscript but does not meet these criteria, they should be listed in the Acknowledgements section rather than on the author byline.

### Author Role

Koşuyolu Heart Journal requires that the corresponding author complete the statement below, filling in the blanks with the appropriate author initials. This statement will be reproduced at the end of your manuscript in the printed and online journal, just prior to the reference section, for all clinical and basic research manuscripts. The **overall responsibility** line should list the **single individual** who guarantees the scientific integrity of the work as a whole. All other blanks should be completed as necessary, by all authors who played a significant role in that capacity. Please list **only** 2 initials for each author, without periods, but separated by commas (e.g. MY, HS). In the case of two authors with the same initials, please use their middle initial (e.g. AME, ASE), or full names to differentiate between them.

Conception and design: \_\_\_\_\_  
Analysis and interpretation: \_\_\_\_\_  
Data collection: \_\_\_\_\_  
Writing the article: \_\_\_\_\_  
Critical revision of the article: \_\_\_\_\_  
Final approval of the article: \_\_\_\_\_  
Statistical analysis: \_\_\_\_\_  
Obtained funding: \_\_\_\_\_  
Overall responsibility: \_\_\_\_\_

### Competition of Interest Disclosure

The Journal requires that each author disclose any sponsor that provided financial support for the study. Such a statement should indicate the details of corporate funding, as well as any involvement by a sponsor of this study in the design; collection, analysis, and interpretation of data; manuscript writing; or the decision to submit the manuscript for publication. This information must be included below in the Competition of Interest statement.

In addition, the Journal requires that each author disclose any personal financial arrangements that might be perceived as a competitive interest with respect to this study. Specifically, for each author:

1. Has the author received a financial contribution from a company or organization that might benefit (or lose) financially from the results, conclusions or discussion presented in the paper/letter? Examples include:
  - royalties
  - patents (or patents pending)
  - fees for consulting
  - fees for speaking when organized by a corporate sponsored speakers' bureau
  - funds for a member of the author's staff or family

### Contact Address



2. Does the author own stocks, shares or have options in a company or organization that might benefit (or lose) financially from the results, conclusion or discussion presented in the paper/letter?

3. Does the author have any other competing financial interests that should be disclosed? In response to these questions, you must check one of the boxes below:

..... No The authors have no competing interests to declare. Please print "No competing interest declared" with the article

..... Yes The authors do have competing interests to declare. Please print the following statement with the article:

Example: "CK has been paid a consulting fee by ABC Company and is on their speakers bureau; ASE has shares in the company; AH received funding for a research assistant from the ABC Company. The study was funded by corporation ABC."

Although the above language emphasizes financial disclosure, each author may choose to disclose other potential conflicts which could include an academic association or antagonism with someone whose interest might be affected by the publication, membership in a special interest group whose interests might be affected by the paper, or other strong convictions that might have affected.

### Ethical Approval

All of the original investigations concerning human subjects and the laboratory animals must be approved by the Institutional Review Boards.


The name of Review Board:

Approval document number and date:

Corresponding author signature:

Date: (Day/Month/Year)





## COPYRIGHT TRANSFER FORM

**Manuscript Title:** .....

**Manuscript Number:** .....

By submitting this form, each author agrees with the copyright to this article transferred to Kosuyolu Heart Journal, the scientific publication of Sağlık Bilimleri Üniversitesi, Kartal Koşuyolu Yüksek İhtisas Sağlık Uygulama ve Araştırma Merkezi.

The authors warrants that their contributions are original. Each author signs for and accepts responsibility for releasing this material. The copyright transfer covers the right and license to reproduce, publish, distribute and archive the article in all forms and media expression.

After submission of the agreement signed by each author, changes of authorship or in the order of the authors listed will not be accepted by Kosuyolu Heart Journal.

### Authors :

Each author must sign in according to the order of authors list.

Name, Surname	ORCID ID	Sign
1. ....	.....	.....
2. ....	.....	.....
3. ....	.....	.....
4. ....	.....	.....
5. ....	.....	.....
6. ....	.....	.....
7. ....	.....	.....
8. ....	.....	.....
9. ....	.....	.....
10. ....	.....	.....

Copyright Transfer Form signed by all authors must be returned to the Kosuyolu Heart Journal via manuscript submitting system.

**e-mail:** journal@kosuyolu.gov.tr

**Fax:** +90 216 4596321

www.kosuyoluheartjournal.com

### Contact Address

Sağlık Bilimleri Üniversitesi, Kartal Koşuyolu Yüksek İhtisas Sağlık Uygulama ve Araştırma Merkezi  
Denizer Caddesi Cevizli Kavşağı No: 2 Cevizli 34846 Kartal, İstanbul, Turkey  
**Phone:** +90 216 500 15 00 • **Fax:** +90 216 459 63 21 • **e-mail:** journal@kosuyolu.gov.tr



## CONTENTS / İÇİNDEKİLER

### Original Investigations Orijinal Araştırmalar

181-186

#### Effect of Localization of Coronary Artery Lesions on Total Perfusion Deficit in Myocardial Perfusion Scintigraphy

Miyokart Perfüzyon Sintigrafisinde Koroner Arter Lezyonlarının Lokalizasyonunun Total Perfüzyon Defekti Üzerine Etkisi

*Cem Doğan, Zübeyde Bayram, Ferahnaz Çınaral, Abdülkadir Uslu, Rezzan Deniz Acar, Çağatay Onal, Murat Çap, Büşra Güvendi, Tuba Unkun, Ahmet Karaduman, Aykun Hakgör, Özgür Yaşar Akbal, Cihangir Kaymaz, Nihal Özdemir*

187-192

#### The Relationship Between HbA1c Level and Beck Depression Scale in Patients with Heart Failure with Type 2 Diabetes Mellitus

Tip 2 Diabetes Mellitusu Olan Kalp Yetmezlikli Hastalarda HbA1c Seviyesi ile Beck Depresyon Skalası Arasındaki İlişki

*Mahmut Yesin, Metin Çağdaş, Macit Kalcık, İbrahim Rencüzoğulları, Yavuz Karabağ, Ozan Mustafa Gürsoy, Yüksel Kıvrak, Süleyman Karakoyun*

193-197

#### Effects of Lithium Therapy on Ventricular Repolarization in Bipolar Disorder Patients

Bipolar Bozukluk Hastalarında Lityum Tedavisinin Ventriküler Repolarizasyon Üzerine Etkileri

*Cemil Zencir, Kadir Karakuş, Oktay Kocabaş, Gökhan Bahtiyar, Mithat Selvi, Kayihan Karaman*

198-203

#### Romatizmal Mitral Kapak Hastalığı Ülkemizde Güncelliğini Koruyor mu? Romatizmal Kökenli Mitral Kapak Replasmanı Erken ve Uzun Dönem Sonuçlarımız

Is Rheumatic Mitral Valve Disease Still Actual in Our Country? Early and Long-term Outcomes After Mitral Valve Replacement with Rheumatic Origin

*Mehmet Erin Tüysüz, Mehmet Dedemoğlu*

204-210

#### Effects of Cardiopulmonary Bypass Operation on Circulating Levels of Adropin, Elabela, and Nitric Oxide Depending on the Time Intervals

Kardiyopulmoner Baypas Ameliyatının Zaman Aralıklarına Bağlı Olarak Sirküle Adropin, Elabela ve Nitrik Oksitin Düzeyine Etkisi

*Suna Aydın*

211-216

#### Combined Value of Contrast-Induced Nephropathy and the CHA2DS2-VASc Score for Predicting Mortality in Patients with Acute Coronary Syndrome Who Were Undergoing Percutaneous Coronary Intervention

Perkütan Koroner Girişim Uygulanan Akut Koroner Sendromlu Hastalarda Mortalite için Kontrastla İlişkili Nefropati ve CHA2DS2-VASC Skoru Kombinasyonunun Mortalite için Öngördürücü Değeri

*Eyüp Avcı, Didar Elif Akgün, Onursal Buğra, Ahmet Dolapoğlu, Aykan Çelik, Tuncay Kırış*

217-224

#### Cerebral Oxymeter Changes and Clinical Outcomes at Different Hypothermic Levels During Cardiopulmonary Bypass in Pediatric Patients

Pediyatrik Hastalarda Kardiyopulmoner Baypas Sırasında Farklı Hipotermik Seviyelerinde Serebral Oksimetri Değişimi ve Klinik Sonuçları

*Tanıl Özer, Hakan Ceyran*

225-229

#### Impact of Percutaneous Mitral Balloon Valvuloplasty on P-Wave Dispersion in Patients with Rheumatic Mitral Stenosis

Romatizmal Mitral Stenozlu Hastalarda Perkütan Mitral Balon Valvüloplastinin P Dalga Dispersiyonu Üzerine Etkisi

*Hicaz Zencirkıran Ağuş, Serkan Kahraman*



## CONTENTS / İÇİNDEKİLER

	230-235	<b>Increased Body Mass Index is Associated with Device Detected Silent Atrial Fibrillation</b> Artmış Vücut Kitle İndeksi Cihaz ile Saptanan Sessiz Atriyal Fibrilasyon Atakları ile İlişkilidir <i>Emrah Bozbeyoğlu, Göksel Çinier</i>
<b>Review Derleme</b>	236-244	<b>Ekstrakorporal Membran Oksijenizasyonu</b> Extracorporeal Membrane Oxygenation <i>Sadiye Deniz Özsoy, Hülya Yılmaz Ak</i>
<b>Case Reports Olgu Sunumları</b>	245-246	<b>Epicardial Cardioverter-Defibrillator Implantation Concomitant with Coronary Artery Bypass in Patients with Low Ejection Fraction</b> Düşük Ejeksiyon Fraksiyonlu Hastalarda Koroner Baypas Cerrahisi ile Eş zamanlı Epikardiyal Kardiyoverter-Defibrilatör Implantasyonu <i>Ahmet Barış Durukan, Ahmet Ünlü, Ali Cevat Tanalp</i>
	247-249	<b>Atan Kalpte Koroner Arter Baypas Geçiren Behçet Hastasında Anestezi Yönetimi</b> Anesthetic Management of a Patient with Behçet's Disease Undergoing Beating Heart Coronary Artery Bypass Grafting <i>Tülay Örki, Deniz Avan</i>
<b>Original Images Orijinal Görüntüler</b>	250-251	<b>Recurrent Cerebral Transient Ischemic Attack Due to Unusual Orientated Thrombus</b> Sıra Dışı Odaklı Trombüs Nedeniyle Tekrarlayan Serebral Geçici İskemik Atak <i>İlahe Abdurahmanova, İsmail Balaban, Elnur Alizade</i>
	252	<b>Surgical Extraction of a Transcatheter-Implanted Aortic Valve</b> Transkateter İmplant Edilmiş Aortik Kapağın Cerrahi Olarak Çıkarılması <i>Ahmet Barış Durukan, Ahmet Ünlü</i>
<b>Letter to the Editor Editöre Mektup</b>	253	<b>Kardiyak Miksoma: Tersiyer Bir Referans Merkezinin 14 Yıllık Deneyimi</b> Cardiac Myxoma: Fourteen-Year Experience of a Tertiary Reference Center <i>Kamil Boyacıoğlu, Serkan Ketenciler, İlknur Akdemir</i>
<b>Indexes Dizinler</b>	254	<b>21<sup>st</sup> Volume Author, Subject and Referee Indexes</b> 21. Cilt Yazar, Konu ve Hakem Dizinleri

**21. Cilt Dizini**  
**21<sup>st</sup> Volume Index**  
**Yazar Dizini/Author Index**  
**(Ocak 2018-Aralık 2018 / January 2018-December 2018)**

**A**

Abdurahmanova İ 250-251  
 Acar RD 181-186  
 Adademir T 135-142  
 Akbal ÖY 181-186  
 Akdemir İ 89-90, 111-116, 253  
 Akgün DE 211-216  
 Akgün Ö 16-20  
 Aksüt M 87-88, 157-162  
 Aktoz M 143-148  
 Albayrak S 117-121  
 Alizade E 250-251  
 Alpaz E 16-20  
 Altaş Yerlikhan Ö 157-162  
 Aşkın L 128-134  
 Avan D 177-179, 247-249  
 Avcı A 87-88  
 Avcı E 211-216  
 Aydın S 204-210  
 Aygün F 1-8, 9-15

**B**

Babür Güler G 53-60, 70-71, 77-78  
 Bahtiyar G 193-197  
 Balaban İ 250-251  
 Balcı B 163-168  
 Bayata MS 98-107  
 Bayram Z 181-186  
 Bayramoğlu A 117-121  
 Bektaş O 117-121  
 Boyacıoğlu K 89-90, 111-116, 253  
 Bozbeyoğlu E 230-235  
 Boztosun B 53-60  
 Buğra O 211-216

**C-Ç**

Candan Ö 16-20  
 Cersit S 93-97  
 Ceyran H 174-176, 217-224  
 Coşkunpınar E 174-176  
 Çağdaş M 149-156, 187-192  
 Çap M 181-186  
 Çelik A 98-107, 211-216  
 Çelik M 16-20  
 Çetin HK 43-48  
 Çetin M 82-84  
 Çevirme D 122-127  
 Çınaral F 181-186  
 Çiftçi BE 1-8  
 Çimen T 75-76  
 Çinier G 230-235

**D**

Dedemoğlu M 198-203  
 Demir GG 53-60, 70-71, 77-78  
 Demirel Barut Y 72-74  
 Demirtaş S 180  
 Dinç Asarcıklı L 75-76  
 Doğan C 181-186  
 Dolapoğlu A 211-216  
 Dural M 26-31  
 Durukan AB 245-246, 252  
 Durukan G 49-52

**E-F**

Efe TH 75-76  
 Emren V 169-173  
 Erentuğ V 111-116  
 Erkin Z 174-176  
 Evci MU 174-176  
 Fotbolcu H 72-74

**G**

Geçmen Ç 16-20  
 Gök M 82-84  
 Gökdeniz T 53-60  
 Güden M 32-38  
 Güler E 53-60, 77-78  
 Günaydın ZY 117-121  
 Gündüz N 49-52  
 Güner A 16-20, 87-88  
 Güneş HM 53-60, 70-71, 77-78  
 Gürlertop HY 143-148  
 Gürsoy OM 187-192  
 Güvendi B 181-186

**H**

Hakgör A 181-186  
 Hatemi AC 174-176  
 Hayrettaş Örs C 174-176

**I-İ**

Işık Ö 72-74  
 İbişoğlu E 53-60  
 İçli A 79-81  
 İzgi A 16-20

**K-L**

Kahraman S 225-229  
 Kahya Eren N 169-173  
 Kahyaoğlu M 16-20  
 Kalaycı A 16-20  
 Kalcık M 187-192

Kalender M 135-142

Karabağ Y 149-156, 163-168, 187-192  
 Karabay CY 16-20  
 Karaca İO 53-60  
 Karaca M 98-107  
 Karaduman A 181-186  
 Karakoyun S 187-192  
 Karakuş K 193-197  
 Karaman K 193-197  
 Kaya A 117-121  
 Kaya AF 180  
 Kaya E 72-74  
 Kaya H 180  
 Kaya Y 163-168  
 Kayalar N 89-90, 111-116  
 Kaymaz C 181-186  
 Ketenciler S 89-90, 111-116, 253  
 Kılıçaslan F 70-71  
 Kırallı K 122-127  
 Kırış T 98-107, 211-216  
 Kırmacı C 16-20  
 Kıvrak Y 187-192  
 Kızılırmak F 53-60  
 Kızıltan HT 32-38  
 Kızıltunç E 82-84  
 Kocabaş O 193-197  
 Kocabaş U 169-173  
 Korkmaz AA 32-38  
 Köprülü D 117-121  
 Kundi H 82-84  
 Levent F 169-173

**M-N**

Mert GÖ 26-31  
 Mert KU 26-31  
 Mümin G 108-110  
 Naser A 16-20  
 Nazlı C 98-107, 169-173

**O**

Okşen D 43-48, 108-110  
 Oktay V 85-86  
 Omaygenç MO 53-60  
 Oral S 108-110  
 Oylumlu M 180

**Ö**

Önal Ç 181-186  
 Önal Musallar Ö 77-78  
 Örki T 177-179, 247-249  
 Özbek B 39-42

Özdemir E 169-173  
Özdemir K 79-81  
Özdemir N 181-186  
Özer T 157-162, 217-224  
Özkan V 143-148  
Özsoy D 43-48  
Özsoy ŞD 236-244  
Özülkü M 1-8, 9-15

## R

Rencüzoğulları İ 187-192

## S

Salihi S 32-38  
Savur U 53-60  
Selçuk E 157-162  
Selvi M 193-197  
Serin E 85-86  
Sertdemir AL 79-81  
Sezen H 61-64  
Sezen Y 61-64  
Sunar H 135-142  
Sunman H 75-76

## Ş

Şahin M 93-97  
Şimşek EÇ 169-173

## T

Tanalp AC 245-246  
Taş S 135-142  
Taşar M 135-142  
Taylan G 143-148  
Tokaç M 169-173  
Toker ME 39-42  
Türkmen S 128-134  
Tüysüz ME 198-203

## U-Ü

Uçar FM 143-148  
Uçar FM 21-25  
Uğurad ZI 77-78  
Unkun T 181-186  
Uslu A 181-186  
Ünlü A 245-246, 252

## V

Varış E 98-107  
Vatansever S 98-107

## Y

Yakut C 72-74  
Yaman M 117-121  
Yanartaş M 157-162  
Yazıcı S 98-107

Yesin M 187-192  
Yeter E 75-76  
Yıldız A 85-86  
Yıldız M 43-48, 65-69, 108-110  
Yılmaz Ak 65-69  
Yılmaz Ak H 43-48, 91-92, 236-244  
Yılmaztepe M 143-148  
Yılmaztepe MA 21-25  
Yurtseven N 43-48  
Yücel C 111-116

## Z

Zencir C 193-197  
Zencirkıran Ağuş H 225-229

## 21. Cilt Dizini

### 21<sup>st</sup> Volume Index

### Konu Dizini

### (Ocak 2018-Aralık 2018)

#### A

Acil tedaviler 111-116  
Adropin 204-210  
Akut bacak iskemisi 87-88  
Akut eklem romatizması 198-203  
Akut koroner sendrom 98-107, 211-216  
Allerjik kalp krizi 82-84  
Anestezi yönetimi 177-179, 247-249  
Ani kardiyak ölüm 245-246  
Antegrad kardiyopleji 39-42  
Antikoagülasyon 98-107  
Aort diseksiyonu 180  
Aort kapak replasmanı 177-179  
Aortoiliyak bifurkasyon 49-52  
Arrest 16-20  
Artmış vücut kitle indeksi 230-235  
Aseptomatik atriyal fibrilasyon 230-235  
Atan kalp 247-249  
Atriyal fibrilasyon 198-203  
Atriyal fibrilasyon ablasyonu 70-71  
Atriyal septal defekt 157-162  
Atriyal yüksek hız epizodları 230-235  
Atriyoventriküler nodal reentrant taşikardi 128-134

#### B

Beck depresyon skalası 187-192  
Behçet hastalığı 247-249  
Bilgisayarlı tomografi 1-8, 49-52  
Bipolar bozukluk 193-197  
Biyoeriyebilen stentler 53-60  
Böbrek yetersizliği 122-127

#### C-Ç

Cerrahi 111-116  
Cerrahi pulmoner embolektomi 72-74  
Çoklu trombojenik risk faktörü 72-74

#### D

Diyabet hastalığı 187-192  
Düşük frekans 128-134  
Düşük/yüksek frekans 128-134

#### E-F

Eğik masa testi 169-173  
Ekokardiyografi 163-168, 169-173  
Ekstrakorporal membran oksijenizasyonu 236-244  
Elabela 204-210  
EQ5D 26-31  
Felç 9-15

#### G-H

Geçici atriyoventriküler tam blok 180  
Graft 204-210  
Hasta seçimi 236-244  
HbA1c 187-192  
Hemodiyaliz 122-127  
Hepatotoksikite 77-78  
Hibrit tekniği 53-60  
Hipotermi 217-224

#### İ

İmplant edilebilir defibrilatör 245-246  
İnstant tromboz 79-81  
İntrakardiyak kayıtlar 70-71  
İskemik inme 93-97  
İskemik ön koşullanma 143-148  
İzole CABG operasyonları 39-42  
İzole koroner ektazi 117-121  
İzotermik kan kardiyoplejisi 39-42

#### K-L

KABGO 1-8  
Kalp akciğer makinası 9-15  
Kalp hastalıkları 61-64  
Kalp hızı değişkenliği 128-134  
Kalp yaralanmaları 111-116  
Kalp yetmezliği 187-192, 236-244, 245-246  
Kararlı koroner arter hastalığı 181-186  
Kardiyak 16-20  
Kardiyak haritalama 108-110  
Kardiyak miksoma 253  
Kardiyak senkronizasyon tedavisi 75-76  
Kardiyopulmoner baypas 217-224  
Karotis arter hastalığı 93-97  
Karotis arter stentleme 93-97  
Karotis stentleme 79-81  
Kızıl ötesi spektroskopisi 217-224  
Kişiselleştirilmiş tedavi 174-176  
Klinik pratik 65-69  
Kompleks atriyal makroreentran taşikardiler 108-110  
Komplikasyon 79-81  
Konjenital kalp ameliyatı 43-48  
Kopeptin 117-121  
Koroner arter anomalisi 85-86  
Koroner arter baypas 245-246, 247-249  
Koroner arter baypas greftleme 135-142  
Koroner arter baypas operasyonu 9-15  
Koroner arter hastalığı 9-15, 77-78

Koroner baypas 204-210

Koroner baypas cerrahisi 122-127

Koroner yavaş akım 21-25

Kounis sendromu 82-84

Kronik obstrüktif akciğer hastalığı 163-168

Lityum 193-197

#### M

Masif pulmoner embolizm 72-74  
Medyan sternotomi 89-90  
Mekanik ventilasyon 65-69  
Minimal invaziv cerrahi işlemler 157-162  
Mitral darlığı 32-38  
Mitral kapak 157-162  
Mitral kapak onarımı 32-38  
Mitral kapak replasmanı 198-203  
Mitral stenoz 225-229  
Mitral yetersizliği 75-76  
Mitral yetmezliği 32-38  
Miyasthenia gravis 177-179  
Miyokart infarktüsü 26-31  
Miyopati 77-78  
Modlar 65-69  
Morbidity 43-48  
Mortalite 9-15, 26-31, 43-48, 98-107, 211-216

#### N

Nitrik oksit 204-210  
No-reflow 149-156  
Nörojenik senkop 169-173

#### O

Obezite 230-235  
Off pump koroner arter baypas operasyonu 9-15  
Oksidatif stres 61-64  
Overlap 53-60

#### P

P dalga dispersiyonu 225-229  
Parametreler 65-69  
Penetran yaralanmalar 111-116  
Perkütan koroner girişim 143-148  
Perkütan mitral annüloplastisi 75-76  
Perkütan mitral balon valvüloplastisi 225-229  
Protrombin zamanı 98-107



**R**

Radiyal arter 1-8  
Renal fonksiyon 211-216  
Retrograd kardiyopleji 39-42  
Risk skoru 211-216  
Romatizmal mitral kapak hastalığı  
198-203

**S**

Safen ven 1-8, 135-142  
Sağ renal arter 49-52  
Sağ ventrikül disfonksiyonu 163-168  
Sağlıkla ilişkili yaşam kalitesi 26-31  
Sandviç tekniği 79-81  
Seksenli yaş grubu (oktogenaryan)  
135-142  
Serebral oksimetri 217-224  
Serebral perfüzyon 217-224

Sertralin 77-78

Seruloplazmin 61-64  
Sessiz atriyal fibrilasyon 230-235  
Sol atriyal strain 21-25  
Sol internal torasik arter 135-142  
Solunum yetmezliği 236-244  
Speckle tracking 21-25  
SPECT 181-186  
ST segment yükselmeli miyokart  
infarktüsü 149-156  
Strain 163-168  
Strain rate 163-168

**T**

Tekrarlayan serebral geçici iskemik atak  
250-251  
Tetanoz aşısı 82-84  
Tip 4 dual LAD 85-86

Torakotomi 157-162

Total perfüzyon defisiti 181-186  
Tp-e interval 193-197  
Transkateter aort kapak implantasyonu  
91-92  
Transkateter implante edilmiş aortik  
kapak 252  
Troponin I 43-48

**Ü**

Üç boyutlu teknoloji 108-110  
Üç boyutlu yazıcılar 174-176

**V-Y**

Ventriküler repolarizasyon 193-197  
Ventriküler septal defekt 174-176  
Yüksek dereceli atriyoventriküler blok  
149-156

## 21. Cilt Dizini

### 21<sup>st</sup> Volume Index

### Subject Index

### (January 2018-December 2018)

**A**

Acute coronary syndrome 98-107, 211-216  
 Acute leg ischemia 87-88  
 Acute rheumatic fever 198-203  
 Adropin 204-210  
 Allergic myocardial infarction 82-84  
 Anesthesia management 177-179, 247-249  
 Antegrade cardioplegia 39-42  
 Anticoagulation 98-107  
 Aortic dissection 180  
 Aortic valve replacement surgery 177-179  
 Aortoiliac bifurcation 49-52  
 Arrest 16-20  
 Asymptomatic atrial fibrillation 230-235  
 Atrial fibrillation 198-203  
 Atrial fibrillation ablation 70-71  
 Atrial high rate episodes 230-235  
 Atrial septal defect 157-162  
 Atrioventricular nodal reentrant tachycardia 128-134

**B**

Beating heart 247-249  
 Beck depression scale 187-192  
 Behçet's disease 247-249  
 Bioresorbable scaffolds 53-60  
 Bipolar disorder 193-197

**C**

CABG 1-8  
 Cardiac 16-20, 245-246  
 Cardiac failure 236-244  
 Cardiac mapping 108-110  
 Cardiac myxoma 253  
 Cardiac resynchronization therapy 75-76  
 Cardiopulmonary bypass 217-224  
 Carotid artery disease 93-97  
 Carotid artery stenting 93-97  
 Carotid stenting 79-81  
 Cerebral oxymeter 217-224  
 Cerebral perfusion 217-224  
 Ceruloplasmin 61-64  
 Chronic obstructive pulmonary disease 163-168

Clinical practice 65-69

Complex atrial macroreentrant tachycardias 108-110  
 Complications 79-81  
 Computed tomography 1-8, 49-52  
 Congenital cardiac surgery 43-48  
 Copeptin 117-121  
 Coronary artery anomaly 85-86  
 Coronary artery bypass 9-15, 122-127, 204-210, 245-246  
 Coronary artery bypass grafting 135-142, 247-249  
 Coronary artery disease 9-15, 77-78  
 Coronary slow flow 21-25

**D**

Death 245-246  
 Defibrillators 245-246  
 Diabetes mellitus 187-192

**E**

Echocardiography 163-168, 169-173  
 Elabela 204-210  
 Emergency treatment 111-116  
 EQ5D 26-31  
 Extracorporeal membrane oxygenation 236-244

**G-H**

Graft 204-210  
 HbA1c 187-192  
 Head-up tilt testing 169-173  
 Health related quality of life 26-31  
 Heart disease 61-64  
 Heart failure 187-192, 245-246  
 Heart injuries 111-116  
 Heart rate variability 128-134  
 Heart-lung machine 9-15  
 Hepatotoxicity 77-78  
 High grade AV block 149-156  
 Hybrid strategy 53-60  
 Hypothermia 217-224

**I**

Implantable 245-246  
 Increased body mass index 230-235  
 In-stent thrombosis 79-81

Intracardiac recordings 70-71

Ischemic stroke 93-97  
 Isolated CABG surgery 39-42  
 Isolated coronary ectasia 117-121  
 Isothermic blood cardioplegia 39-42

**K-L**

Kounis syndrome 82-84  
 Left atrial strain 21-25  
 Left internal thoracic artery 135-142  
 Lithium 193-197  
 Low frequency 128-134  
 Low/high frequency 128-134

**M**

Massive pulmonary embolism 72-74  
 Mechanical ventilation 65-69  
 Median sternotomy 89-90  
 Minimally invasive surgical procedures 157-162  
 Mitral regurgitation 32-38, 75-76  
 Mitral stenosis 32-38, 225-229  
 Mitral valve repair 32-38  
 Mitral valve replacement 157-162, 198-203  
 Modes 65-69  
 Morbidity 43-48  
 Mortality 9-15, 26-31, 43-48, 98-107, 211-216  
 Multiple thrombogenic risk factors 72-74  
 Myasthenia gravis 177-179  
 Myocardial infarction 26-31  
 Myopathy 77-78

**N**

Near-infrared spectroscopy 217-224  
 Neurogenic syncope 169-173  
 Nitric oxide 204-210  
 No-reflow 149-156

**O**

Obesity 230-235  
 Octogenarian 135-142  
 Off-pump coronary artery bypass 9-15  
 Overlapping 53-60  
 Oxidative stress 61-64

**P**

Parameters 65-69  
Patient selection 236-244  
Penetrating wounds 111-116  
Percutaneous coronary intervention 143-148  
Percutaneous mitral annuloplasty 75-76  
Percutaneous mitral balloon valvuloplasty 225-229  
Personalized therapy 174-176  
Prothrombin time 98-107  
p-wave dispersion 225-229

**R**

Radial artery 1-8  
Recurrent cerebral transient ischemic attack 250-251  
Remote ischemic preconditioning 143-148  
Renal dialysis 122-127  
Renal function 211-216  
Renal insufficiency 122-127  
Respiratory failure 236-244  
Retrograde cardioplegia 39-42  
Rheumatic mitral valve disease 198-203

Right renal artery 49-52  
Right ventricular dysfunction 163-168  
Risk score 211-216

**S**

Sandwich technique 79-81  
Saphenous vein 1-8  
Saphenous vein graft 135-142  
Sertraline 77-78  
Silent atrial fibrillation 230-235  
Speckle tracking 21-25  
SPECT 181-186  
ST segment elevation myocardial infarction 149-156  
Stable coronary artery disease 181-186  
Strain 163-168  
Strain rate 163-168  
Stroke 9-15  
Sudden 245-246  
Surgery 111-116  
Surgical pulmonary embolectomy 72-74

**T**

Tetanus vaccine 82-84  
Thoracotomy 157-162

Three-D printers 174-176  
Three-dimensional technology 108-110  
Total perfusion deficit 181-186  
Tp-e interval 193-197  
Transcatheter aortic valve implantation 91-92  
Transcatheter-implanted aortic valve 252  
Transient complete atrioventricular block 180  
Troponin I 43-48  
Type-4 dual LAD 85-86

**V**

Ventricular repolarization 193-197  
Ventricular septal defect 174-176

**21. Cilt Dizini**  
**21<sup>st</sup> Volume Index**  
**Hakem Dizini / Referee Index**  
**(Ocak 2018-Aralık 2018 / January 2018-December 2018)**

2018 yılında Koşuyolu Kalp Dergisinin makalelerini değerlendirme görevini üstlenen, aşağıda isimleri yer alan değerli meslektaşlarıma teşekkür ederim.

Editör  
Prof. Dr. Hasan SUNAR

Dr. Burçin Abud  
Dr. Mustafa Tarık Ağaç  
Dr. Mustafa Akbulut  
Dr. Celal Akdeniz  
Dr. Taylan Akgün  
Dr. Rezan Aksoy  
Dr. Elnur Alizade  
Dr. İhsan Alur  
Dr. Hilmi Arda  
Dr. Şükrü Arslan  
Dr. Muharrem Arslandağ  
Dr. Zuhal Aykaç  
Dr. Gamze Babür Güler  
Dr. Cem Bostan  
Dr. Yiğit Çanga  
Dr. Deniz Çevirme  
Dr. Süleyman Çağan Efe

Dr. Çetin Geçmen  
Dr. Selman Gökalp  
Dr. Ekrem Güler  
Dr. Melek Güra Çelik  
Dr. Ozan Mustafa Gürsoy  
Dr. Füsun Güzelmeriç  
Dr. İsmail Haberal  
Dr. Ali Can Hatemi  
Dr. Serhat Hüseyin  
Dr. Cenk İndelen  
Dr. Serkan Kahraman  
Dr. Macit Kalcık  
Dr. İbrahim Kara  
Dr. Süleyman Karakoyun  
Dr. Yusuf Karavelioğlu  
Dr. Alev Kılıçgedik  
Dr. Denyan Mansuroğlu

Dr. Veysel Oktay  
Dr. Ender Oner  
Dr. Tanıl Özer  
Dr. Adil Polat  
Dr. Murat Bülent Rabuş  
Dr. Özgür Sürgit  
Dr. Serpil Taş  
Dr. Mehmet Taşar  
Dr. Mustafa Adem Tatlısu  
Dr. Mehmet Erdem Toker  
Dr. Işıl Uzunhasan  
Dr. Emin Onur Yerlikhan  
Dr. Hülya Yılmaz Ak  
Dr. Mustafa Yılmaztepe  
Dr. Hicaz Zencirkıran Ağuş