

EXTENDED B-SPLINE COLLOCATION METHOD FOR KDV-BURGERS EQUATION

O. E. HEPSON¹, A. KORKMAZ², I. DAG³, §

ABSTRACT. The extended form of the classical polynomial cubic B-spline function is used to set up a collocation method for some initial boundary value problems derived for the Korteweg-de Vries-Burgers equation. Having nonexistence of third order derivatives of the cubic B-splines forces us to reduce the order of the term u_{xxx} to give a coupled system of equations. The space discretization of this system is accomplished by the collocation method following the time discretization with Crank-Nicolson method. Two initial boundary value problems, one having analytical solution and the other is set up with a non analytical initial condition, have been simulated by the proposed method.

Keywords: KdV-Burgers Equation; Extended cubic B-spline; collocation; motion of waves.

AMS Subject Classification: 83-02, 99A00

1. INTRODUCTION

Consider the Korteweg-de Vries - Burgers (KdVB) equation of the form

$$u_t + \varepsilon uu_x - \nu u_{xx} + \mu u_{xxx} = 0 \quad a \leq x \leq b \quad (1)$$

where $u = u(x, t)$, subscripts denote the derivatives and ε, ν and μ are real coefficients with the property $\varepsilon\nu\mu \neq 0$ [1]. The KdVB equation for dispersive and dissociative media is derived in various cases such as existence and absence of a complete system of eigenvector or for waves in plasma with Hall dispersion and Joule dissipation by Ruderman[2]. Including both viscosity and inertia terms simultaneously causes long gravity waves to be governed by the KdVB equation. This result was obtained by deriving the balance equations for an incompressible viscous fluid starting from the column model approximation in the study of Bampi and Morro[3].

The Weierstrass P -function solution, which can be expressed in terms of Jacobi cosine functions, for the KdVB 1 was found by Kalinowski and Grundland [1]. In the study, the Riemann invariants for non-homogenous systems of the first order partial differential

¹ Mathematics-Computer Department, Eskişehir Osmangazi University, Eskişehir, Turkey.
e-mail: ozersoy@ogu.edu.tr; ORCID: <https://orcid.org/0000-0002-5369-8233>.

² Çankırı Karatekin University, Department of Mathematics, Çankırı, Turkey.
e-mail: alperkorkmaz7@gmail.com; ORCID: <https://orcid.org/0000-0002-8481-3791>.

³ Computer Engineering Department, Eskişehir Osmangazi University, Eskişehir, Turkey.
e-mail: idag@ogu.edu.tr; ORCID: <https://orcid.org/0000-0002-2056-4968>.

§ Manuscript received: September 27, 2017; accepted: December 30, 2017.

TWMS Journal of Applied and Engineering Mathematics, Vol.9, No.2 © Işık University, Department of Mathematics, 2019; all rights reserved.

equations method was implemented to obtain that solution. Brugarino and Pantano [4] obtained the Jacobi elliptic type solution of the nonhomogenous KdVB equation with variable coefficients. Some travelling solitary wave solutions to compound KdVB equation was developed by using automated method based on an ansatz of a polynomial in terms of a tanh function[5]. A particular analytical solution for the KdVB equation was also obtained by using variable transformations and proofs of theorems[6]. The solutions in the stationary waves form were determined for the generalized KdVB equation containing nonconservative terms of linear pump, linear HF dissipation, and nonlinear dissipation[7]. The exact solutions consisting of powers of some hyperbolic functions of the KdVB equation were derived by homogenous balance technique in [8]. These solutions are the combination of a belly-shape and kink-type solitary waves. Zhao [9] implemented the hyperbolic function method and the Wu elimination technique for the new type solitary wave and periodic solutions containing some blow-up solutions of the KdVB. After reducing the KdVB equation to an ordinary differential equation by the compatible wave transformation, he determined the coefficients and parameters in the predicted solution by substituting it into this equation. Yuanxi and Jiashi[10] developed many solitary wave solutions for the KdVB equation by the superposition method based on the analysis on the features of the Burgers, the KdV and the KdV-Burgers equations. A generalized tanh function method based on Riccati equation was derived to obtain multiple soliton solutions containing some trigonometric, hyperbolic and complex functions for the KdVB equation[11]. Soliman[12] obtained the tanh-type, coth-type exact solutions of the equation by the modified extended tanh method. tanh-type solution for the KdVB equation was obtained by using G'/G expansion method[13]. Some compact and non-compact solutions for variants of the KdVB equation were constructed by Wazwaz[14]. Kudryashov showed that many of the solutions of the KdVB equation listed above can be converted to each other by using [15]. He also showed that the traveling wave solutions of the Fisher equation and the KdVB are in the same form and derived an exponential-type solution with the assistance of Weierstrass function for the KdVB equation.

Besides proposed various exact solutions in the literature summarized above, some numerical techniques were also developed to solve some problems constructed with KdVB equation. One of the frontier numerical studies on KdVB equation is based on Bubnov-Galerkin's finite element method using cubic B-splines[16]. The temporal evaluation of a Maxwellian and the time evaluation of the solutions were studied in details in that study. A collocation method based on quintic B-spline functions and Galerkin method based on quartic B-spline functions were derived for the numerical solutions of the KdVB equation respectively[17, 20]. A linear Galerkin-Fourier spectral technique was implemented for the numerical solutions of the KdVB equation with periodic initial condition[21]. An extended B-spline collocation method was also applied to derive numerical solutions of Fisher equation in [18]. Recently, solutions of system of second order boundary value problem were obtained using extended B-spline functions [19].

The basic aim of the study is to show the influence of the extended cubic B-splines in the collocation method on finding numerical solution of the KdVB equation. Secondly, comparison of the results obtained by the both suggested method and existing methods is going to be made to see the prosperity.

In this study, we consider some initial boundary value problems defined as

$$u_t + \varepsilon uu_x - \nu u_{xx} + \mu u_{xxx} = 0 \quad a < x < b \quad (2)$$

subject to the initial condition

$$u(x, 0) = f(x), \quad a \leq x \leq b$$

in the finite problem interval $[a, b]$. We choose the boundary conditions from the set

$$\begin{aligned} u(a, t) &= g_1(t), & u(b, t) &= g_2(t), \\ u_x(a, t) &= g_3(t), & u_x(b, t) &= g_4(t), \\ u_{xx}(a, t) &= g_5(t), & u_{xx}(b, t) &= g_6(t), \\ u_{xxx}(a, t) &= g_7(t), & u_{xxx}(b, t) &= g_8(t) \end{aligned}$$

where $g_i(t), i = 1, 2, \dots, 8$ denote x independent functions.

2. METHOD OF SOLUTION

2.1. Extended Cubic B-splines. Let π be a uniform grid distribution of the finite interval $[a, b]$ such as $\pi : a = x_0 < x_1 < \dots < x_N = b$ with equal sub interval length $h = (b - a)/N$. The extended form of a cubic B-spline E_i is defined as [22, 23]

$$E_i(x) = \frac{1}{24h^4} \begin{cases} 4h(1 - \lambda)(x - x_{i-2})^3 + 3\lambda(x - x_{i-2})^4, & [x_{i-2}, x_{i-1}], \\ (4 - \lambda)h^4 + 12h^3(x - x_{i-1}) + 6h^2(2 + \lambda)(x - x_{i-1})^2 - 12h(x - x_{i-1})^3 - 3\lambda(x - x_{i-1})^4 & [x_{i-1}, x_i], \\ (4 - \lambda)h^4 - 12h^3(x - x_{i+1}) + 6h^2(2 + \lambda)(x - x_{i+1})^2 + 12h(x - x_{i+1})^3 - 3\lambda(x - x_{i+1})^4 & [x_i, x_{i+1}], \\ 4h(\lambda - 1)(x - x_{i+2})^3 + 3\lambda(x - x_{i+2})^4, & [x_{i+1}, x_{i+2}], \\ 0 & \text{otherwise.} \end{cases} \tag{3}$$

where the real λ is the free parameter. In fact, classical cubic polynomial B-splines are the particular form of extended cubic B-splines when $\lambda = 0$. The set of the extended cubic B-splines $\{E_i(x)\}_{i=-1}^{N+1}$ is a basis for the functions defined in the interval $[x_0, x_N]$ [22, 23]. When the free parameter is chosen different from zero, the shape of the function changes slightly, Fig 1. The nonzero functional and derivative values of each extended cubic B-spline $E_i(x)$ at the grids of π in the $[a, b]$ can be summarized as in Table 1.

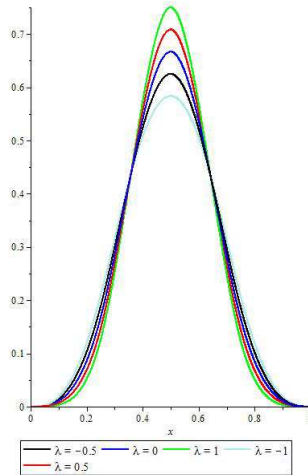


FIGURE 1. Extended B-splines for various values of the free parameter λ

Having only first two derivatives of each extended B-spline $E_i(x)$ forces us to reduce the derivative order of the KdVB equation (1). Thus, defining a new variable $v(x, t) = u_x(x, t)$ reduces the KdVB equation (1) to a coupled system of equations

$$\begin{aligned} u_t + \varepsilon uv - \vartheta v_x + \mu v_{xx} &= 0 \\ u_x - v &= 0 \end{aligned} \tag{4}$$

TABLE 1. $E_i(x)$ and its derivatives at the grid points

x	x_{i-2}	x_{i-1}	x_i	x_{i+1}	x_{i+2}
$24E_i(x)$	0	$4 - \lambda$	$16 + 2\lambda$	$4 - \lambda$	0
$2hE_i'(x)$	0	-1	0	1	0
$2h^2E_i''(x)$	0	$2 + \lambda$	$-4 - 2\lambda$	$2 + \lambda$	0

2.2. Collocation Method. Let $U(x, t)$ and $V(x, t)$ be the approximate solutions to $u(x, t)$ and $v(x, t)$, respectively that

$$U(x, t) = \sum_{i=-1}^{N+1} \delta_i E_i(x), \quad (5)$$

$$V(x, t) = \sum_{i=-1}^{N+1} \phi_i E_i(x)$$

where δ_i and ϕ_i are time dependent parameters that will be calculated via the extended cubic B-splines and the complementary conditions. The approximate solutions given in (5) and their first and second derivatives at a grid x_i can be determined by using the Table (1). Thus, the approximate solutions and their derivatives take the form

$$U_i = U(x_i, t) = \frac{4 - \lambda}{24} \delta_{i-1} + \frac{8 + \lambda}{12} \delta_i + \frac{4 - \lambda}{24} \delta_{i+1},$$

$$U_i' = U'(x_i, t) = \frac{-1}{2h} (\delta_{i-1} - \delta_{i+1})$$

$$U_i'' = U''(x_i, t) = \frac{2 + \lambda}{2h^2} (\delta_{i-1} - 2\delta_i + \delta_{i+1}) \quad (6)$$

$$V_i = V(x_i, t) = \frac{4 - \lambda}{24} \phi_{i-1} + \frac{8 + \lambda}{12} \phi_i + \frac{4 - \lambda}{24} \phi_{i+1}$$

$$V_i' = V'(x_i, t) = \frac{-1}{2h} (\phi_{i-1} - \phi_{i+1})$$

$$V_i'' = V''(x_i, t) = \frac{2 + \lambda}{2h^2} (\phi_{i-1} - 2\phi_i + \phi_{i+1})$$

To integrate the system (4) in time variable we first use forward finite difference and the Crank-Nicolson methods to give

$$\frac{U^{n+1} - U^n}{\Delta t} + \varepsilon \frac{(UV)^{n+1} + (UV)^n}{2} - \vartheta \frac{(V_x)^{n+1} + (V_x)^n}{2} + \mu \frac{(V_{xx})^{n+1} + (V_{xx})^n}{2} = 0$$

$$\frac{U_x^{n+1} + U_x^n}{2} - \frac{V_x^{n+1} + V_x^n}{2} = 0 \quad (7)$$

where $U^{n+1} = U(x, (n+1)\Delta t)$ represent the solution at the $(n+1)$.th time level. Here $t^{n+1} = t^n + \Delta t$, and Δt is the time step, superscripts denote n .th time level, $t^n = n\Delta t$. Linearizing the terms $(UV)^{n+1}$ and $(UV)^n$ in (7) as

$$(UV)^{n+1} = U^{n+1}V^n + U^nV^{n+1} - U^nV^n$$

$$(UV)^n = U^nV^n \quad (8)$$

gives

$$\frac{U^{n+1} - U^n}{\Delta t} + \varepsilon \left(\frac{U^{n+1}V^n + U^nV^{n+1}}{2} \right) - \vartheta \left(\frac{V_x^{n+1} + V_x^n}{2} \right) + \mu \left(\frac{V_{xx}^{n+1} + V_{xx}^n}{2} \right) = 0$$

$$\frac{U_x^{n+1} + U_x^n}{2} - \frac{V_x^{n+1} + V_x^n}{2} = 0 \quad (9)$$

There are $2N + 2$ equations with $2N + 6$ unknown parameters

$$\mathbf{x}^{n+1} = (\delta_{-1}^{n+1}, \phi_{-1}^{n+1}, \delta_0^{n+1}, \phi_0^{n+1}, \dots, \delta_{N+1}^{n+1}, \phi_{N+1}^{n+1})$$

in this system. A unique solution of the system can be obtained by imposing the boundary conditions $U_x(a, t) = 0, U_x(b, t) = 0, V_x(a, t) = 0, V_x(b, t) = 0$ to have the following the equations:

$$\delta_{-1} = \delta_1, \phi_{-1} = \phi_1, \delta_{N-1} = \delta_{N+1}, \phi_{N-1} = \phi_{N+1}$$

Elimination of the parameters $\delta_{-1}, \phi_{-1}, \delta_{N+1}, \phi_{N+1}$, using the equations (10) from the the system gives a solvable system of $2N + 2$ linear equations including $2N + 2$ unknown parameters.

Since the right handside of this equation consists of only known values at the n .th time level, the solution of the system gives the solution at the $(n + 1)$.th time level. In order to initialize this iteration system, we need the initial vector \mathbf{x}^0 . The initial parameter vectors $d_1 = (\delta_{-1}, \delta_0, \dots, \delta_N, \delta_{N+1}), d_2 = (\phi_{-1}, \phi_0, \dots, \phi_N, \phi_{N+1})$ can be determined by using

$$\begin{aligned} U_{xx}(a, 0) = 0 &= \gamma_1 \delta_{-1}^0 + \gamma_2 \delta_0^0 + \gamma_1 \delta_1^0, \\ U_{xx}(x_i, 0) &= \gamma_1 \delta_{i-1}^0 + \gamma_2 \delta_i^0 + \gamma_1 \delta_{i+1}^0 = U_{xx}(x_i, 0), i = 1, \dots, N - 1 \\ U_{xx}(b, 0) = 0 &= \gamma_1 \delta_{N-1}^0 + \gamma_2 \delta_N^0 + \gamma_1 \delta_{N+1}^0, \\ V_x(a, 0) = 0 &= \phi_{-1}^0 - \phi_1^0 \\ V_x(x_i, 0) &= \phi_{i-1}^0 - \phi_{i+1}^0 = V_x(x_i, 0), i = 1, \dots, N - 1 \\ V_x(b, 0) &= \phi_{N-1}^0 - \phi_{N+1}^0 \end{aligned}$$

3. NUMERICAL TESTS

We chose some initial boundary value problems constructed on the the KdV-Burgers equation to check the accuracy and validity of the proposed method. The discrete maximum error norm

$$L_\infty = |u - U|_\infty = \max_j |u_j - U_j^n|$$

between the numerical and exact solution is computed for different values of the viscosity parameter ϑ , different times with various time and space step sizes $\Delta t, h$.

3.1. Example 1: Initial boundary value problem with analytical solution. Consider the initial boundary value problem constructed with the KdV-Burgers' equation (1) with the initial condition

$$u(x, 0) = -\frac{6\vartheta^2}{25\mu} \left[1 + \tanh\left(\frac{\vartheta x}{10\mu}\right) + \frac{1}{2} \operatorname{sech}^2\left(\frac{\vartheta x}{10\mu}\right) \right]$$

and the boundary conditions

$$\begin{aligned} u(x, a) &= -\frac{6\vartheta^2}{25\mu} \left[1 + \tanh\left(\frac{\vartheta}{10\mu}\left(a + \frac{6\vartheta^2}{25\mu}t\right)\right) + \frac{1}{2} \operatorname{sech}^2\left(\frac{\vartheta}{10\mu}\left(a + \frac{6\vartheta^2}{25\mu}t\right)\right) \right] \\ u(x, b) &= -\frac{6\vartheta^2}{25\mu} \left[1 + \tanh\left(\frac{\vartheta}{10\mu}\left(b + \frac{6\vartheta^2}{25\mu}t\right)\right) + \frac{1}{2} \operatorname{sech}^2\left(\frac{\vartheta}{10\mu}\left(b + \frac{6\vartheta^2}{25\mu}t\right)\right) \right] \end{aligned}$$

These complementary conditions have been derived from the Fan and Zhang's [24] analytical solution of the form

$$u(x, t) = -\frac{6\vartheta^2}{25\mu} \left[1 + \tanh\left(\frac{\vartheta}{10\mu}\left(x + \frac{6\vartheta^2}{25\mu}t\right)\right) + \frac{1}{2} \operatorname{sech}^2\left(\frac{\vartheta}{10\mu}\left(x + \frac{6\vartheta^2}{25\mu}t\right)\right) \right] \quad (13)$$

for the particular choice of $\varepsilon = 1$. This solution has three components, a constant, the tanh component and the sech component and it represents a traveling wave moving along the x -axis as time goes.

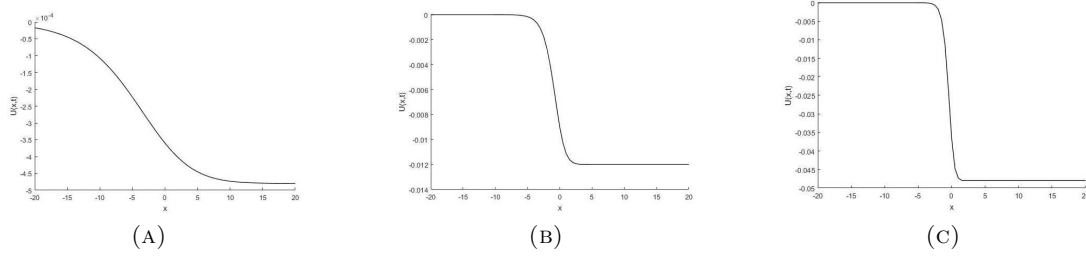


FIGURE 2. The profiles of travelling waves at $t = 1$ for various values of ϑ

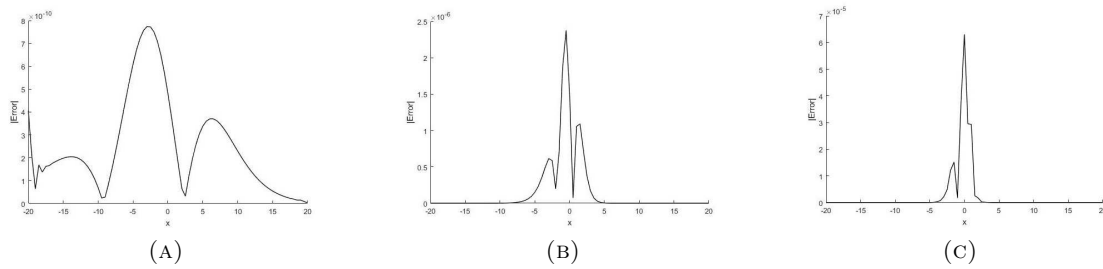


FIGURE 3. Error distributions at the time $t = 1$ for various values of ϑ

For the sake of comparison with some earlier works, we fix the parameters $\mu = 0.01$, $h = 0.5$, $\Delta t = 0.001$ and run the algorithm in the finite problem interval $[-20, 20]$ up to the terminating time $t = 1$. When the coefficient is chosen as $\vartheta = 0.001, 0.005$ and 0.01 , the terminating time profiles of the waves are given in Fig 2a-2c. The increase of the dispersion parameter value dominates the Burgers-type solution and the wave gets steeper. The maximum error distributions for each case are also plotted in Fig 3a-3c for the same parameter values. The error distribution plots in all cases show that the error is greater near the descent part of the wave.

A comparison of discrete maximum norms with the results obtained by the radial basis collocation methods with multiquadric (MQ), inverse quadric (IQ) and Gaussian (GA) forms in the study[25] at the time $t = 1$ and $t = 10$ is tabulated in Table 2. For compatibility we chose the parameters as $\varepsilon = 1$, $\vartheta = 0.004$, $\Delta t = 0.001$ and $h = 0.5$. This comparison is an indicator of the efficiency of the proposed method based on the extended B-spline functions. Both the particular selections of the extension parameter of the extended B-splines as $\lambda = 0$ and $\lambda = -1.969$ gives at least two decimal digits better results than the results of radial basis collocation methods. Even the proposed method for both values of extension parameter generate the results in the same decimal digit accuracy at the time $t = 1$, the nonzero value of the extension parameter keeps the accuracy digits at $t = 10$ but the classical cubic B-spline based method lose one decimal digit in accuracy. The method derived from radial basis functions can not catch the same accuracy even though the same parameters are used during the implementation of the proposed.

3.2. Example 2: Non analytical initial data. In the second problem, we consider the particular form of the KdVB when $\vartheta = 0$. Eliminating the dispersion term reduces the KdVB to the Korteweg-de Vries equation (KdVE). In order to check the validity of the method, we chose a non analytical solution describing the split of the initial pulse into a

train of waves. This initial pulse is described by the data

$$u(x, 0) = \frac{1}{2} \left[1 - \tanh \frac{|x| - 25}{5} \right] \quad (14)$$

and the routine is run up to the terminating time $t = 800$ in the finite interval $[-50, 150]$ for the compatibility to the results obtained in [26, 27, 28]. During this long process time we will observe the lowest four conserved quantities [29, 27]

$$C_1 = \int_{-\infty}^{\infty} u dx$$

$$C_2 = \int_{-\infty}^{\infty} u^2 dx$$

$$C_3 = \int_{-\infty}^{\infty} \left(u^3 - \frac{3\mu}{\varepsilon} (u')^2 \right) dx$$

$$C_4 = \int_{-\infty}^{\infty} \left(u^4 - 12 \frac{\mu}{\varepsilon} u u_x^2 + 7.2 \frac{\mu^2}{\varepsilon^2} u_{xx}^2 \right) dx$$

to be calculated for this initial boundary value problem. The approximate values of the conserved quantities are computed by modified trapezoid rule that the mean of the functional values at the consecutive points in the problem interval instead of the functional values at the grid points. The parameters are chosen as $\varepsilon = 0.2$, $\mu = 0.1$, $\Delta t = 0.05$, $h = 0.4$ in accordance with the earlier study of Korkmaz[27]. The conserved quantities for various choices of the extension parameter λ are compared with the ones obtained by the differential quadrature methods based on cosine expansion (CDQ) and the Lagrange polynomials (LPDQ) combined with fourth order Runge-Kutta technique at various discrete times during the simulation, Table 3.

It can be concluded that the lowest two quantities C_1 and C_2 that do not contain any derivatives of the solution are conserved successfully for all values of the extension parameter λ even its zero. They both are in good agreement with the ones reported in Korkmaz' study [27]. Although the third lowest quantity C_3 is conserved during the simulation time for all choices of the extension parameter, its computed value changes dependently on the extension parameter λ . When the extension parameter approaches to 0 in absolute value, its computed values also approach to its initial value. A similar situation is also observed during the calculation of C_4 . Except the choice $\lambda = -1$, the other values of the extension parameter conserve the quantity acceptably even its numerical value deviates from its initial value. The deviations for all cases are directly proportional to the absolute value of extension parameter that the increase in the absolute value of the extension parameter enlarges the deviation.

TABLE 2. Comparison of the maximum error with radial basis collocation methods

t	Present ($\lambda = 0$)	Present ($\lambda = -1.969$)	MQ [25]	GA[25]	IQ[25]
1	9.441×10^{-11}	7.271×10^{-11}	6.822×10^{-9}	7.913×10^{-9}	4.077×10^{-7}
10	1.269×10^{-10}	9.509×10^{-11}	2.479×10^{-8}	3.294×10^{-6}	1.270×10^{-6}

The initial pulse initially positioned at $x = 0$ begins its motion to the right as it splits into new waves. Three new waves and some oscillations following them can be observed at $t = 100$. The leading wave's height is 1.587 units and its peak is positioned at $x = 32.0$. The peaks of the following two waves are positioned at $x = 25.2$ and 19.2 with heights 1.294 and 1.126, Fig 4b. The number of new apparent waves reaches 6 at $t = 200$. The peaks of the leading and the two followers of it reach $x = 44.0$, $x = 36.0$ and $x = 28.8$, respectively. Their heights are measured as 1.846, 1.701 and 1.550 at this distinct time, Fig 4c. At $t = 400$, we see two more new waves are formed following the first 6 waves, Fig 4d. When the time reaches $t = 600$, the number of significant waves is 9, Fig 4e. At the

TABLE 3. Comparison of the lowest four conserved quantities

Method	λ	t	C_1	C_2	C_3	C_4
		0	50.000	45.000	42.301	40.442
Present	0	200	50.001	45.002	42.404	40.983
		400	49.999	45.003	42.451	41.264
		600	49.999	45.003	42.453	41.290
		800	50.001	45.003	42.454	41.297
Present	-1	200	50.000	44.870	34.523	9.396
		400	50.000	44.785	29.485	-7.116
		600	50.000	44.773	28.803	-8.721
		800	50.000	44.771	28.705	-8.904
Present	-0.5	200	50.000	44.957	39.748	30.237
		400	50.000	44.928	38.050	24.631
		600	50.000	44.924	37.811	24.061
		800	50.000	44.923	37.776	23.991
Present	-0.25	200	50.000	44.983	41.263	36.353
		400	50.000	44.971	40.557	34.078
		600	50.000	44.969	40.455	33.846
		800	50.000	44.969	40.439	33.814
Present	-0.125	200	50.000	44.969	40.439	33.814
		400	50.000	44.988	41.567	37.900
		600	50.000	44.987	41.519	37.804
		800	50.000	44.987	41.511	37.791
Present	1	200	50.000	45.047	45.072	51.883
		400	49.997	45.078	46.889	58.291
		600	50.001	45.082	47.140	58.933
		800	50.004	45.082	47.174	58.994
Present	0.5	200	50.001	45.029	44.006	47.514
		400	49.997	45.048	45.113	51.442
		600	50.001	45.051	45.273	51.885
		800	50.002	45.050	45.286	51.881
Present	0.25	200	50.001	45.017	43.294	44.606
		400	49.999	45.028	43.930	46.907
		600	49.999	45.029	44.016	47.144
		800	50.000	45.029	44.031	47.186
Present	0.125	200	50.001	45.001	42.786	42.899
		400	49.998	45.016	43.233	44.248
		600	50.001	45.017	43.280	44.387
		800	50.000	45.017	43.286	44.396
CDQ[27]		200	49.997	45.001	42.301	43.835
		400	50.017	45.005	42.304	68.403
		600	50.006	45.003	42.303	59.367
		800	49.944	45.019	42.314	166.836
PDQ[27]		200	49.984	45.001	42.301	40.442
		400	49.985	45.001	42.301	40.442
		600	49.977	45.001	42.301	40.442
		800	49.965	45.000	42.301	40.442

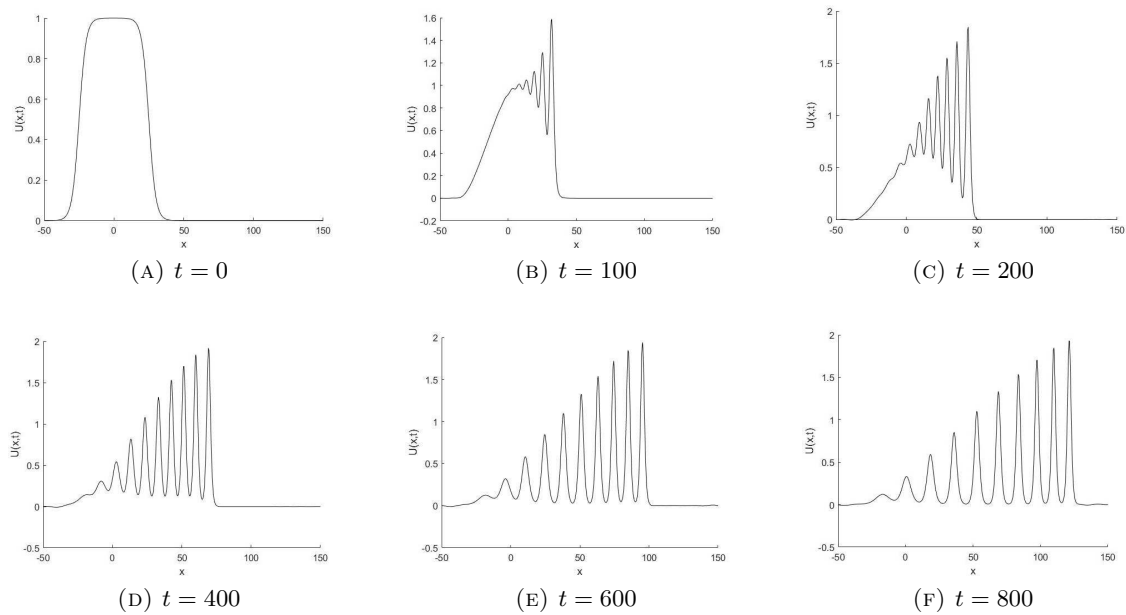


FIGURE 4. The split of an initial pulse into waves

terminating time of the simulation, even though we do not observe a significant change in the number of the formed waves, Fig 4f, an important increase in the velocity and heights of the leading waves is clearly seen. The first three leading waves reach $x = 121.2$, $x = 110.0$ and $x = 97.60$ with heights 1.930, 1.846 and 1.703, respectively.

4. CONCLUSION

The extended form of the classical polynomial cubic B-spline is adapted for the collocation method and implemented for the numerical solutions of some initial boundary value problems constructed with the KdVB equation even though the third order derivative of the extended cubic B-splines. The term u_{xxx} is eliminated from the KdVB equation by a simple transformation. The coupled system derived from the elimination of u_{xxx} is discretized in time by the Crank-Nicolson method. Following the linearization of the nonlinear term, the approximate solutions are substituted into the system instead of the exact solutions. After adapting the boundary conditions, the time iteration algorithm becomes ready to integrate the system in time variable.

The accuracy and efficiency of the proposed algorithm are monitored by solving two initial boundary value problems. The motion of traveling wave is considered in the first case. The solution simulations are accomplished successfully by the proposed method for various extension parameters λ . The accuracy of the results is measured by the discrete maximum norm that is showing the maximum distance between the analytical and numerical solutions. A comparison with some earlier studies, **multiquadric (MQ)**, **Gaussian(GA)** and **Inverse quadric(IQ)**, show that the accuracy of the results obtained by the proposed method is at least two decimal digits better.

Results obtained by the different extension parameter λ is documented in Table 2. We see that the least numerical error is obtained when $\lambda=0$ so that improvement in the accuracy can not be observed with the extension term used for the the cubic B-splines on getting solutions of the first test problem of the KdVB equation.

In the second problem, we study wave formation from a non analytical initial data for the KdV equation obtained by eliminating the dispersion term. The graphical representations of the results at some distinct times are in a good agreement with some previous results. The lowest four conserved quantities are also computed at some specific times. The extension parameter has a critical role to increase the accuracy of the extended cubic B-spline based methods. **Both travelling and generation of waves of the KDVB equation are fairly simulated with use of the extended cubic B-spline collocation algorithm which can also be suggested to solve the partial differential equations reliably.**

REFERENCES

- [1] Kalinowski, M. W., & Grundland, M., (1981), An exact solution of the Korteweg-de Vries equation with dissipation. *Letters in Mathematical Physics*, 5(1), 61-65.
- [2] Ruderman, M. S.,(1975), Method of derivation of the Korteweg-de Vries-Burgers equation: *PMM* vol. 39, 4, 1975, pp. 686-694. *Journal of Applied Mathematics and Mechanics*, 39(4), 656-664.
- [3] Bampi, F., & Morro, A. ,(1981), Effects of viscosity on water waves. *Il Nuovo Cimento C*, 4(5), 551-562.
- [4] Brugarino, T., & Pantano, P. ,(1983), KdV-Burgers' equation and nonlinear transmission lines. *Lettere Al Nuovo Cimento (1971-1985)*, 38(14), 475-479.
- [5] Parkes, E. J., & Duffy, B. R.,(1997), Travelling solitary wave solutions to a compound KdV-Burgers equation. *Physics Letters A*, 229(4), 217-220.
- [6] Shu, J. J.,(1987), The proper analytical solution of the Korteweg-de Vries-Burgers equation. *Journal of Physics A: Mathematical and General*, 20(2), L49-L56.
- [7] Gromov, E. M., & Tyutin, V. V.,(1997), Stationary waves described by a generalized KdV-Burgers equation. *Radiophysics and quantum electronics*, 40(10), 835-840.
- [8] Wang, M.,(1996), Exact solutions for a compound KdV-Burgers equation. *Physics Letters A*, 213(5), 279-287.
- [9] Zhao, H.,(2006), New explicit and exact solutions for a compound KdV-Burgers equation. *Czechoslovak Journal of Physics*, 56(8), 799-805.
- [10] Yuanxi, X., & Jiashi, T.,(2005), New solitary wave solutions to the KdV-Burgers equation. *International Journal of Theoretical Physics*, 44(3), 293-301.
- [11] Wazzan, L. A.,(2007), MORE SOLITON SOLUTIONS TO THE KDV AND THE KDV-BURGERS, *Proc. Pakistan Acad. Sci.* 44(2):117-120.2007.
- [12] Soliman, A. A.,(2006), The modified extended tanh-function method for solving Burgers-type equations. *Physica A: Statistical Mechanics and its Applications*, 361(2), 394-404.
- [13] Wang, G. W., Liu, Y. T., & Zhang, Y. Y., (2014), New exact solutions to the compound KdV-Burgers system with nonlinear terms of any order. *Afrika Matematika*, 25(2), 357-362.
- [14] Wazwaz, A. M.,(2006), The tanh method for compact and noncompact solutions for variants of the KdV-Burger and the K (n, n)-Burger equations. *Physica D: Nonlinear Phenomena*, 213(2), 147-151.
- [15] Kudryashov, N. A.,(2009), On 'new travelling wave solutions' of the KdV and the KdV-Burgers equations. *Communications in Nonlinear Science and Numerical Simulation*, 14(5), 1891-1900.
- [16] Zaki, S. I.,(2000), Solitary waves of the Korteweg-de Vries-Burgers' equation. *Computer physics communications*, 126(3), 207-218.
- [17] Zaki, S. I.,(2000), A quintic B-spline finite elements scheme for the KdVB equation. *Computer methods in applied mechanics and engineering*, 188(1), 121-134.
- [18] Ersoy, O. & Dag, I.,(2015), The extended B-spline collocation method for numerical solutions of Fisher equation. *Air Conference Proceedings*, 1648, 370011.
- [19] Heilat, A. S., Hamid, N. N. A. & Ismail, A. I., (2016), Extended cubic B-spline method for solving a linear system of second order boundary value problems. *SpringerPlus* 5, 1314.
- [20] Saka, B., & Dag, I.,(2009), Quartic B-spline Galerkin approach to the numerical solution of the KdVB equation. *Applied Mathematics and Computation*, 215, 746-758.
- [21] Lü, S., & Lu, Q.,(2006), Fourier spectral approximation to long-time behavior of dissipative generalized KdV-Burgers equations. *SIAM journal on numerical analysis*, 44(2), 561-585.
- [22] Prenter, P. M.,(1989), *Splines and variational methods*, John Wiley & Sons, New York.
- [23] Irk, D., Dag, I., & Tombul, M.,(2015), Extended cubic B-spline solution of the advection-diffusion equation. *KSCE Journal of Civil Engineering*, 19(4), 929-934.

- [24] Fan, E., & Zhang, H., (1998), A note on the homogeneous balance method. *Physics Letters A*, 246(5), 403-406.
- [25] Haq, S., & Uddin, M.,(2009), A mesh-free method for the numerical solution of the KdV-Burgers equation. *Applied Mathematical Modelling*, 33(8), 3442-3449.
- [26] L. R. T. Gardner, G. A. Gardner, and A. H. A. Ali. (1989), A finite element solution for the Korteweg-de Vries equation using cubic B-splines, *U.C.N.W. Maths*, 89.01.
- [27] Korkmaz, A., (2010), Numerical algorithms for solutions of Korteweg-de Vries equation. *Numerical methods for partial differential equations*, 26(6), 1504-1521.
- [28] Ersoy, O., & Dag, I.,(2015), The exponential cubic B-spline algorithm for Korteweg-de Vries equation, *Advances in Numerical Analysis*, Article ID 367056, 1-8,
- [29] Miura, R. M., Gardner, C. S., & Kruskal, M. D., (1968), Korteweg-de Vries equation and generalizations. II. Existence of conservation laws and constants of motion. *Journal of Mathematical physics*, 9(8), 1204-1209.



Ozlem Ersoy Hepson is teaching assistant at the Mathematics-Computer Department, Art and Science Faculty, Eskişehir Osmangazi University, in Turkey. Dr. Ersoy Hepson received her B.Sc. in 2009 and M.Sc in 2012 from the Eskişehir Osmangazi University. In 2015, she earned Ph.D. in Applied Mathematics from Mathematics-Computer Department, Eskişehir Osmangazi University. Her research interests are the finite element method, numerical solutions of partial differential equations using splines.



Alper Korkmaz was born in İzmir, Turkey in 1976. He obtained his B.Sc. degree in Mathematics from Dokuz Eylül University in 1999. In advance, Dr. Korkmaz got his Ph.D. degree in Mathematics from Eskişehir Osmangazi University in 2010. He has several refereed publications in fields of Applied Mathematics such as exact and numerical solutions of partial differential equations, finite element methods, differential quadrature techniques. He is still a faculty member at Department of Mathematics, Division of Applied Mathematics at ÇankırıKaratekin University.



Idiris Dag was born in Bolu, 1963. He received Bsc from Ankara University, 1985, and M.S. from the Erciyes University, 1987 in Turkey and PhD from University of Wales , Bangor College , 1984, in UK. He worked as a research assistant from 1986 to 1988 at the University of Erciyes. He is a Professor of the numerical analysis, working as both research and teaching staff at the University of Eskişehir Osmangazi since 1994. His research interest includes the numerical solutions of the differential equations using both spline infinite element methods and differential quadrature methods.