

Nitrification Performance of a Submerged Biofilter in a Laboratory Scale Size of the Recirculating Shrimp System

Mehmet Kir^{1*}

¹ Mugla University, Faculty of Fisheries, 48000 Kotekli, Mugla, Turkey.

Corresponding Author: Tel.: +90.252 2111896; Fax: +090.252 2238475;
E-mail: mkir@mu.edu.tr

Received 15 November 2008
Accepted 30 May 2009

Abstract

A submerged biofilter (SBF) with 0.1 m³ of filter medium was maintained without backwash at four different water temperatures (14°C, 18°C, 22°C and 26°C) in four different recirculating systems stocked with green tiger shrimp (*Penaeus semisulcatus*). The ammonia removal profile and nitrification performance of the SBF was evaluated at feed loading rates of 2.65 g day⁻¹ at 14°C, 5.52 g day⁻¹ at 18°C, 7.91 g day⁻¹ at 22°C and 10.94 g day⁻¹ at 26°C. In all of the experimental systems, the ammonia removal rate per unit volume of filter medium (the volumetric total ammonia nitrogen conversion rate, VTR) increased at the start of the experiment, reached and maintained a maximum value for a period of time, then decreased sharply. Statistical analysis revealed significant relationships among water temperature, total ammonia nitrogen (TAN) and the VTR. Temperature was not more important than TAN when comparing their effects on the VTR of the SBF.

Keywords: Biofilter, Recirculating system, *Penaeus semisulcatus*, Nitrification performance.

Introduction

The shrimp farming industry can benefit significantly from improved water management regimes. Recirculating aquaculture farms support high densities of fish and shellfish with high production efficiency while minimizing water usage and environmental impact (Preston *et al.*, 1997). Ammonia removal is a key process for the efficient use and reuse of water in recirculating aquaculture systems (Losordo and Wester, 1994).

Biological filters are widely used in aquaculture systems to remove ammonia and nitrite from culture water. A biofilter is a fixed film reactor in which only the active biomass on the filter medium is responsible for bio-oxidation of substrates, regardless of the total present in biofilm. Fixed film reactors are appropriate technology for use in an industry where good water quality is a secondary objective to the production of large quantities of crustaceans (Malone and Pfeiffer, 2005). Different types of biofilm reactors have been used for the biological treatment of water in recirculating aquaculture systems. For example, the submerged filter operates as a high-rate biological and mechanical filter in the same reactor and the biofilm is always submerged in water (Gomez *et al.*, 2003). These filters are used mainly in lightly loaded systems such as display aquaria or crab shedding systems. They have, however, also been utilized in a variety of formats for recirculating shrimp production systems that are more heavily loaded (Davis and Arnold, 1998; Tseng *et al.*, 1998).

In a biofilter, bacterial growth and the nitrification rate of the biofilm are affected by

different variables, including ammonia concentration, organic loading, dissolved oxygen, pH value, temperature and salinity. Water temperature and ammonia influence nitrification processes, thus they are the most important variables for biofilter design and operation (Zhu and Chen, 1999). Significant researchs concerning the effects of these variables on the biofiltration systems of recirculating aquaculture systems have been conducted (Fdz-Polanco *et al.*, 1994; Groeneweg *et al.*, 1994; Hanaki *et al.*, 1990; Hao and Huang, 1996; Tseng *et al.*, 1996). Comparative studies (Fdz-Polanco *et al.*, 1994; Tseng and Wu, 2004; Brazil, 2006) have shown that nitrification performance varies among different types of biofilters. The objectives of this study were to determine the effects of water temperature and ammonia concentration on the efficiency of ammonia removal by a submerged biofilter in a recirculating shrimp aquaculture system.

Materials and Methods

Recirculating Aquaculture Systems

The experiments were conducted over 70 days at four different water temperatures (14°C, 18°C, 22°C and 26°C) in four different recirculating systems, all with the same features (Figure 1). Each experiment which was conducted each water temperature was replicated at different times for statistical evaluation of filter. All recirculating aquaculture system consisted of a circular polypropylene culture tank (CT) (ø 90 cm, water volume 350 L), a submerged biofilter (SBF) (with 0.1 m³ of bioball filter medium),

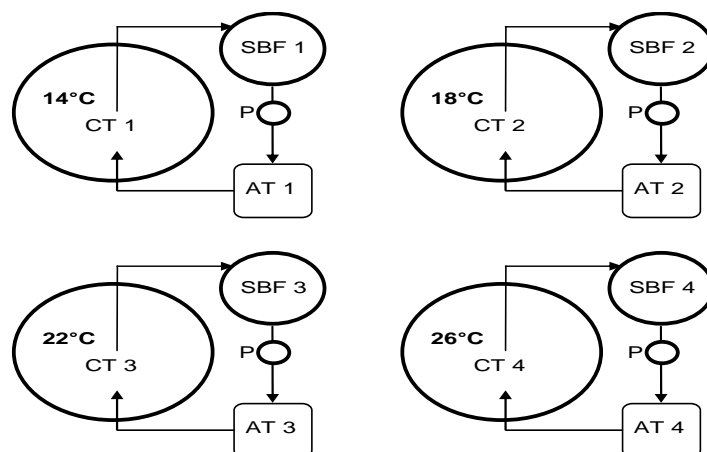


Figure 1. Recirculating shrimp systems used in the experiment. CT: Culture tank, SBF: Submerged biofilter, AT: Aeration tank.

an aeration tank (AT) and a pump. The water volume of each system was approximately 500 L. As shown Figure 1, effluent seawater from each CT flowed through the SBF by gravity to remove ammonia and nitrite. After aeration, treated water flowed into the CT. Flow rate of each system was 1.2 L min^{-1} .

The water entered the CT in a direction parallel to the tank wall. The water flowed out of the tank through a suction pipe (3.0 cm diameter) situated with one end at the center bottom of the tank and the other directed to just above the surface of the water. In the CT, aeration was not permitted in order to prevent solids from being broken into smaller particles. The oxygen demand of shrimp was provided by the influent water through the AT. To control water temperatures, each CT was fitted with a 300–600 W submerged aquarium heater.

Shrimp Stocking and Feeding

Each tank was stocked initially with 30 green tiger shrimp, *Penaeus semisulcatus* (mean weight $20.61 \pm 0.31 \text{ g}$). An extruded feed (ϕ 4mm) containing 45% crude protein (Pınar A.Ş., Izmir, Turkey) was offered to the shrimp during the experiment. The shrimp were carefully fed four times daily (at 06:00, 12:00, 18:00 and 24:00 hours) to visual satiation. To follow good feeding practice and to avoid the possibility of inter-worker error, satiation feeding was conducted at precise times by the same person throughout the experimental period. The mean feed consumption rates of shrimp at different water temperatures were calculated every 10 days by recording daily feed loading to the systems.

Total ammonia production (P_{TAN}), which is based on the shrimp feeding rate, was calculated using the following equation (Timmons *et al.*, 2001; Pfeiffer and Malone, 2006):

$$P_{\text{TAN}} = F \times PC \times 0.092 \quad (1)$$

where P_{TAN} is total ammonia production (g day^{-1}), F is the daily feed ration in grams (g), PC is the percent crude protein of the feed and 0.092 is a constant in the equation derived from a series of estimates formulated from the percent nitrogen in protein and the protein assimilation (1 day^{-1}).

Water Sampling

Water was sampled from the systems daily to measure pH, dissolved oxygen, and temperature. pH was measured using a pH 315i meter (WTW Co., Weilheim, Germany). Dissolved oxygen and temperature were measured with a YSI 85 model hand held meter (YSI Inc., OH, USA).

To obtain the apparent nitrification performance of the biofilter, water sampled from the influent and effluent of each biofilter initially was analyzed every two days. Total ammonia nitrogen (TAN) was determined with a 4050 UV/visible Ultraspec II brand spectrometer (Biochrom Ltd., Cambridge, UK) by the phenate method at 640 nm (Parsons *et al.*, 1985).

Ammonia Removal Cycle of the Biofilter

The ammonia removal rate (NR, %) was used to determine the ammonia removal cycle of the biofilters. NR is defined as the percentage of total ammonia that is reduced after passing through the SBF. For each biofilter, the NR was calculated using following equation (Tseng and Wu, 2004):

$$NR = \left[\frac{TAN_i - TAN_e}{TAN_i} \right] \times 100\% \quad (2)$$

where TAN_i and TAN_e are the total ammonia nitrogen (TAN, mg L^{-1}) in the influent and effluent, respectively.

The duration of the ammonia removal cycle was defined as the time until the biofilter collapsed, which is the point at which ammonia removal has increased

to a stable condition. This value is determined according to the variation of NR with time.

Performance Analysis of the Biofilter

For each recirculating system and each feed loading rate, the volumetric total ammonia nitrogen conversion rate (VTR) was used as the principle indicator to evaluate the performance of the SBFs. For each biofilter, the VTR was calculated using following equation (Pfeiffer and Malone, 2006):

$$VTR = (TAN_I - TAN_E) \frac{Q_r}{V_b} \quad (3)$$

where VTR is the volumetric total ammonia conversion rate (g m^{-3}), TAN_I is the influent total ammonia concentration (g m^{-3}), TAN_E is the effluent total ammonia concentration (g m^{-3}). Q_r is the flow rate through the filter ($\text{m}^3 \text{day}^{-3}$) and V_b is the total volume of the biofilter medium (m^{-3}).

Statistical Analysis

Statistical analysis was performed using SPSS 14.0 statistical software. Data from each system were subjected to one-way ANOVA for P_{TAN} and two-way ANOVA for the VTR. Duncan's multiple range tests

was used to compare the mean values among treatments. Using the regression analysis function of Microsoft Excel, regression analyses were used to derive equations for VTR between TAN concentration and temperature.

Results and Discussion

System Water Quality

Table 1 shows water quality data and changes in feed loading for each system. The average daily feed loading was 2.65 g day^{-1} for the 14°C system; 5.52 g day^{-1} for the 18°C system; 7.91 g day^{-1} for the 22°C system and 10.94 g day^{-1} for the 26°C system. The different feed loadings caused TAN production (P_{TAN}) to differ among the systems (Figure 2). Average P_{TAN} values were 0.10 mg L^{-1} , 0.21 mg L^{-1} , 0.32 mg L^{-1} , and 0.41 mg L^{-1} at the four different feed loading rates, respectively. Statistical analysis indicated that temperature and feed loading rates had a significant effect on the P_{TAN} , and temperature also affected feed loading rates ($P < 0.05$). The feed consumption of shrimp and the mean P_{TAN} were approximately four-fold greater at 26°C versus 14°C .

Temperature effected water quality by increasing feed loading rate. TAN values measured at different systems are 0.10 mg L^{-1} , 0.19 mg L^{-1} , 0.28

Table 1. Mean (\pm standard deviation) water quality data measured from the systems

	Daily feed rates (g day^{-1})			
	2.65	5.52	7.91	10.94
DO (mg L^{-1})	8.2 ± 0.05	7.2 ± 0.19	7.1 ± 0.13	6.8 ± 0.37
pH	8.16 ± 0.05	8.09 ± 0.09	8.02 ± 0.11	7.94 ± 0.12
TAN (mg L^{-1})	0.10 ± 0.024	0.19 ± 0.025	0.28 ± 0.026	0.36 ± 0.021
$\text{NO}_2\text{-N}$ (mg L^{-1})	0.014 ± 0.005	0.016 ± 0.004	0.023 ± 0.012	0.032 ± 0.018

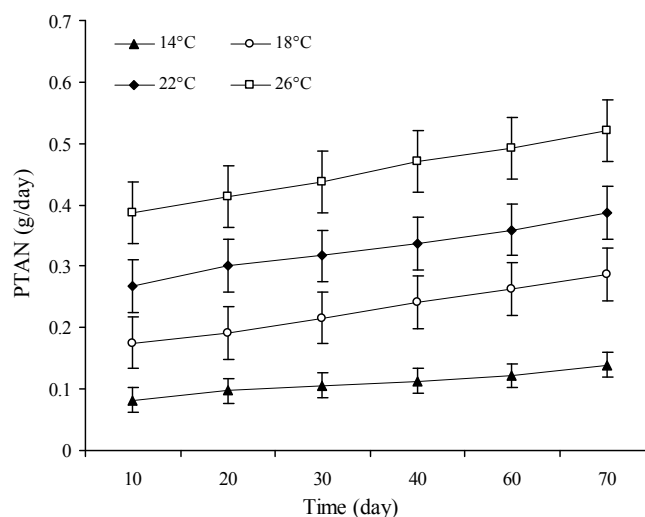


Figure 2. Total ammonia production (P_{TAN}) at different water temperatures and feed loading rates.

mg L⁻¹, and 0.36 mg L⁻¹ respectively. It is also determined that the differences between average P_{TAN} and TAN values measured were increased with increasing temperature. It means that temperature effects not only the feed loading rate so water quality but also activation of nitrifying bacteria. Therefore, the water quality of the recirculating systems was stable throughout the experiment; there were no water quality problems for either the shrimp or the bacteria in the SBF. Acceptable levels of TAN and NO₂⁻ occurred in each system. pH levels of all system were above 7.0 throughout the trial. The concentrations of dissolved oxygen in the influent of the CT ranged from 6.8 to 8.2 mg L⁻¹ and the dissolved oxygen concentrations in each tank remained above 5.0 mg L⁻¹. During the experiment, dissolved oxygen levels of the water in all of the SBFs were maintained above 2 mg L⁻¹ level, which is considered necessary for satisfactory filter performance.

Biofilter Nitrification Performance

Figure 3 shows the relationship between the VTR and TAN concentration at different water temperatures. In this study, TAN concentration

significantly affected the VTR (P<0.05). The VTRs of biofilters were positively affected by TAN and temperature in a linear manner. Statistical analysis showed that temperature, ammonia concentration, and the interaction between them significantly affected nitrification performance (P<0.05); as the TAN concentration increased, a proportional improvement in the conversion ability of biofilters occurred. Similar results have been reported for other types of biofilter (Rogers and Klemetson, 1985; DeLosReyes and Lawson, 1996; Malone *et al.*, 1999; Sandu *et al.*, 2002). Others have shown that the specific growth rate of nitrifying bacteria and the ammonia removal rate of the biofilm increase as the ammonia level increases (Paller, 1992; Zhu and Chen, 1999).

The relationship between temperature and VTR is shown in Figure 4. The impact of temperature on nitrification performance due to dissolved oxygen limitation is different from that due to TAN limitation. When oxygen is limited, the decrease in saturation of dissolved oxygen as temperature increases results in a negative temperature impact on the nitrification rate (Tseng and Wu, 2004). In our study, it was difficult to address the effect of temperature on the nitrification performance of the

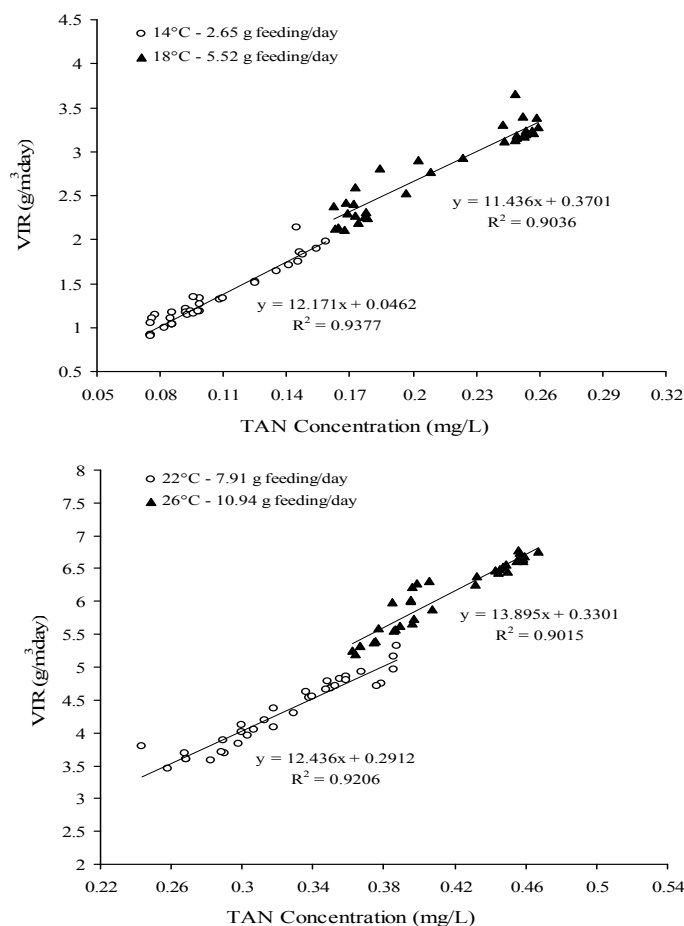


Figure 3. Relationship between VTR and TAN concentration at 14°C, 18°C, 22°C and 26°C (y= VTR, x= TAN).

fixed film because this bioprocess is influenced by other temperature-dependent phenomena and parameters, including substrate diffusion and transport and dissolved oxygen concentration (Fdz-Polanco *et al.*, 1994).

The current results clearly show that temperature was not more important than TAN when comparing their effects on the VTR of the SBF. Numerous other studies have indicated that variable temperatures usually have little effect on the performance of biofilters, except at extreme (and mainly lower) temperatures (Haug and McCarty, 1972; Harremoës, 1982; Fdz-Polanco *et al.*, 1994).

Ammonia Removal Cycle

Regardless of the experimental conditions used, the four SBFs showed similar trends in the ammonia removal cycle: The ammonia removal rate rose slowly but steadily until it reached a stable state, at which point an abrupt decrease occurred, indicating the collapse of the biofilm. The ammonia removal cycles

were 67 days, 63 days, 52 days, and 38 days at 14°C, 18°C, 22°C and 26°C, respectively (Figure 5). The SBF removed approximately 26.8% of the TAN from the 14°C system and 23.53%, 19.87%, and 14.91% from the 18°C, 22°C, and 26°C systems, respectively. Although the ammonia removal rate (NR %) decreased with increasing temperature (Figure 4), the actual amount of TAN removed by the SBF increased with increasing temperature (Figure 3). Temperature had a significant effect on NR ($P < 0.05$). The activity of microorganisms responsible for the bio-oxidation of ammonia increases with temperature in the normal temperature range (Shammas, 1986). Wortman and Wheaton (1991) also found a linear relationship between the ammonia removal rate and temperature at 7–35°C. In addition, increased temperature causes an increase in the unionized ammonia level in the TAN content (Groeneweg *et al.*, 1994; Kir *et al.*, 2004; Kir and Kumlu, 2006). Previous reports and our own results show that an increase in temperature results in greater ammonia removal and growth of nitrifying bacteria. In turn, this decreases the time required for

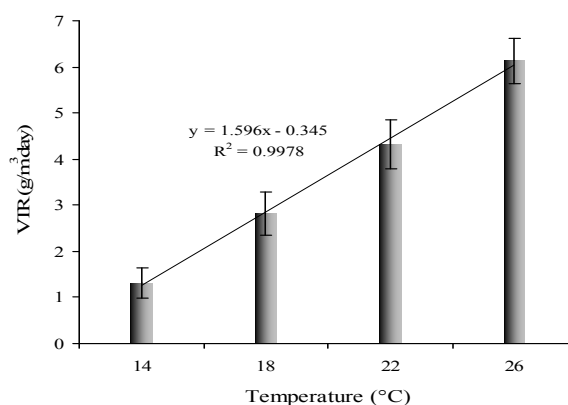


Figure 4. Relationship between VTR and water temperature ($y = \text{VTR}$, $x = \text{water temperature}$).

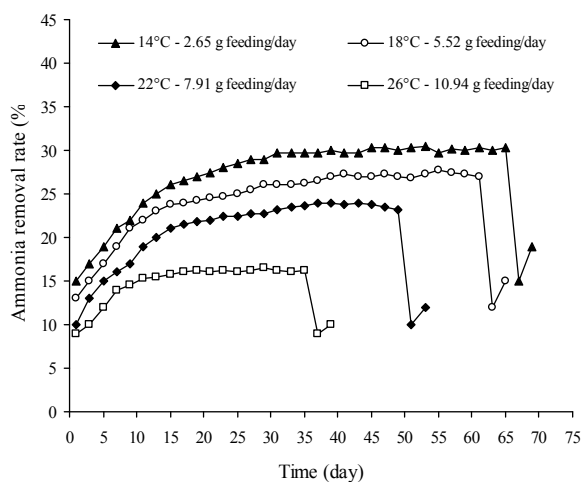


Figure 5. The ammonia removal rates (NR%) of SBF varied over time (days) at 14°C, 18°C, 22°C and 26°C.

the biofilm to reach the critical active thickness and the duration of the ammonia removal cycle. Furthermore, the duration of the ammonia cycle of an SBF is affected by influent water temperature and the TAN concentration.

References

- Brazil, B.L. 2006. Performance and operation of a rotating biological contactor in a tilapia recirculating aquaculture system. *Aquacult. Eng.*, 34: 261–274.
- Davis, D.A. and Arnold, C.R., 1998. The design, management and production of a recirculating raceway system for the production of marine shrimp. *Aquacult. Eng.*, 17: 193–211.
- DeLosReyes Jr., A.A. and Lawson, T.B. 1996. Combination of a bead filter and rotating biological contactor in a recirculating fish culture system. *Aquacult. Eng.*, 15: 27–39.
- Fdz-Polanco, F., Garcia, P. and Villaverde, S. 1994. Temperature effect on nitrifying bacteria activity in biofilters: activation and free ammonia inhibition. *Wat. Sci. Technol.*, 30(11): 121–130.
- Gomez, M.A., Galvez, J.M., Hontoria, E. and Lopez, J.G. 2003. Influence of ethanol concentration on biofilm bacterial composition from a denitrifying submerged filter used for contaminated groundwater. *Journal Of Bioscience And Bioengineering*, 95(3): 245–251.
- Groeneweg, J., Sellner, B. and Tappe, W. 1994. Ammonia oxidation in *Nitrosomonas* at NH_3 concentrations near K_m : effects of pH and temperature. *Water Res.*, 28: 2561–2566.
- Hanaki, K., Wantawin, C. and Ohgaki, S. 1990. Effects of the activity of heterotrophs on nitrification in a suspended-growth reactor. *Water Res.*, 24: 289–296.
- Hao, O.J. and Huang, J. 1996. Alternation aerobic-anoxic process for nitrogen removal: process evaluation. *Water Environ. Res.*, 68: 83–93.
- Harremoës, P. 1982. Criteria for nitrification in fixed film reactors. *Water Sci. Technol.*, 14: 167–187.
- Haug, R.T. and McCarty, P.L. 1972. Nitrification with submerged filters. *J. Water Pollut. Control Fed.*, 44: 2086–2102.
- Kir, M., Kumlu, M. and Eroldoğan, O.T. 2004. Effect of temperature on acute toxicity of ammonia to *Penaeus semisulcatus* juveniles. *Aquaculture*, 241: 479–489.
- Kir, M. and Kumlu, M. 2006. Acute toxicity of ammonia to *Penaeus semisulcatus* post-larvae in relation to salinity *Journal of the World Aquaculture Society*, 37: (2): 231–235.
- Losordo, T.M. and Westers, H. 1994. System carrying capacity and flow estimation. In: M.B. Timmons and T.M. Losordo (Eds.), *Aquaculture Water Reuse Systems: Engineering Design and Management*. Elsevier, London: 9–60.
- Malone, R.F., Beecher, L.E. and De Los Reyes Jr, A. 1999. Sizing and management of floating bead bioclarifiers. In: *Aquaculture Engineering and Waste Management, Proceedings from the Aquaculture Exposition VIII and Aquaculture Mid-Atlantic Conference*, June 24–28 Washington, DC: 256–267.
- Malone, R.F. and Pfeiffer, T. 2005. Rating fixed film nitrifying biofilters used in recirculating aquaculture systems. *Aquacult. Eng.*, 34: 389–402.
- Paller, M.H. 1992. An analytical model for predicting the carrying capacity of submerged biofilters used in aquaculture. *J. Appl. Aquacult.*, 1: 1–25.
- Parsons, T.R., Maita, Y. and Lalli, C.M. 1985. *A manual of chemical and biological methods for seawater analysis*, Pergamon Press Oxford, 173 pp.
- Pfeiffer, T. and Malone, R. 2006. Nitrification performance of a propeller-washed bead clarifier supporting a fluidized sand biofilter in a recirculating warmwater fish system. *Aquacult. Eng.*, 34: 311–321.
- Preston, N., Macleod, L., Rothlisberg, P. and Long, B. 1997. Environmentally sustainable aquaculture production - an Australian perspective. In: D.A. Hancock, D.C. Smith, A. Grant, J.P. Beumer, (Eds.), *Proceedings of Developing and Sustaining World Fisheries Resources, 2nd World Fisheries Congress*, Australia: 471–477.
- Rogers, G.L. and Klemetson, S.L. 1985. Ammonia removal in selected aquaculture water reuse biofilters. *Aquaculture Engineering*, 144: 86–89.
- Sandu, S.I., Boardman, G.D., Watten, B.J. and Brazil, B.L. 2002. Factors influencing the nitrification efficiency of fluidized bed filter with a plastic medium. *Aquacult. Eng.*, 26: 41–60.
- Shammas, N.K. 1986. Interactions of temperature, pH and biomass on the nitrification process. *J. Water Pollut. Control Fed.*, 58: 52–59.
- Timmons, M.B., Ebeling, J.M., Wheaton, F.W., Summerfelt, S.T. and Vinci, B.J. 2001. *Recirculating Aquaculture Systems*. Cayuga Aqua Ventures, Ithaca, NY0-9712646-0-0.
- Tseng, K.F., Chiou, J.H., Shyu, C.Z., Chou, S.C. and Liao, I.C. 1996. Effects of pH value and hydraulic retention time on ammonia removal efficiency of a submerged biofilter in a recirculating eel culture system. *J. Fish. Soc. Taiwan*, 23: 323–333.
- Tseng, K.F., Su, H.M. and Su, M.S. 1998. Culture of *Penaeus monodon* in a recirculating system. *Aquacult. Eng.*, 17: 138–147.
- Tseng, K.F. and Wu, K.L. 2004. The ammonia removal cycle for submerged biofilter used in a recirculating eel culture system. *Aquacult. Eng.*, 31: 17–30.
- Wortman, B.F. and Wheaton, F. 1991. Temperature effects on biodrum nitrification. *Aquacult. Eng.*, 10: 183–205.
- Zhu, S. and Chen, S. 1999. An experimental study on nitrification biofilm performances using a series reactor system. *Aquacult. Eng.*, 20: 245–259.