



## Yüzüncü Yıl Üniversitesi Fen Bilimleri Enstitüsü Dergisi

<http://dergipark.gov.tr/yyufbed>



Araştırma Makalesi

### DFT Investigations on Structural, Electronic and Vibrational Properties of LuN under High Pressure

Nazlı BOZ YURDAŞAN<sup>\*1</sup>, Sinem ERDEN GÜLEBAĞLAN<sup>2</sup>, Gönül BİLGEÇ AKYÜZ<sup>3</sup>, Aylin YILDIZ TUNALI<sup>1</sup>

<sup>1</sup> Dokuz Eylül Üniversitesi, Fen Fakültesi, Fizik Bölümü, 35160, İzmir, Türkiye

<sup>2</sup> Van Yüzüncü Yıl Üniversitesi, Van Meslek Yüksekokulu, Elektrik ve Enerji Bölümü, 65080, Van, Türkiye

<sup>3</sup> Aydın Adnan Menderes Üniversitesi, Fen-Edebiyat Fakültesi, Fizik Bölümü, Aydın, Türkiye

Nazlı BOZ YURDAŞAN, ORCID No:0000-0002-8240-8071, Sinem ERDEN GÜLEBAĞLAN, ORCID No:0000-0001-9446-2211, Gönül BİLGEÇ AKYÜZ, ORCID No:0000-0001-9288-8876, Aylin YILDIZ TUNALI, ORCID No:0000-0001-8121-5756

\*Sorumlu yazar e-posta: nazli.boz@deu.edu.tr

#### Article Info

Received: 01.03.2021

Accepted: 23.04.2021

Published Nisan 2021

#### Keywords

Density Functional Theory, Methods of Electronic Structure Calculations, Phonon States and Bands

**Abstract:** In this study, the structural, electronic and lattice dynamics properties of cubic lutetium nitride (LuN) compound in the rocksalt structure have been investigated based on the Density Functional Theory with the Generalized Gradient Approximation. The structural properties, such as lattice constants, bulk modulus and bulk modulus derivative are in good agreement with literature. The phonon dispersion curves along high symmetry directions under various pressures were performed according to the Linear Response Approach of Density Functional Theory. Obtained positive phonon dispersion curves suggest that all studied materials are stable. Moreover, the optical phonon band gap was found to be enhanced with increasing pressure. Accordingly, LuN is predicted to be a promising material for optoelectronic applications. This research is expected to shed light on many future works.

### LuN'nin Yüksek Basınç Altında Yapısal, Elektronik ve Titreşimsel Özelliklerinin DFT ile İncelenmesi

#### Makale Bilgileri

Geliş: 01.03.2021

Kabul: 23.04.2021

Yayınlanma April 2021

#### Anahtar Kelimeler

Yoğunluk Fonksiyonel Teorisi, Elektronik Yapı Hesaplama Yöntemleri, Fonon Dağılımları ve Bantları

**Öz:** Bu çalışmada, kaya tuzu yapısındaki kübik Lütisyum Nitrit (LuN) bileşiğinin yapısal, elektronik ve örgü dinamiği özellikleri, Genelleştirilmiş Gradyan Yaklaşımı ile Yoğunluk Fonksiyonel Teorisine dayalı olarak incelenmiştir. Örgü sabitleri, yığın modülü ve yığın modülü türevi gibi yapısal özellikler literatürle iyi bir uyum içindedir. Yüksek simetri doğrultuları boyunca, farklı basınçlar altındaki fonon dağılım eğrileri Yoğunluk Fonksiyonel Teorisi'nin Doğrusal Tepki Yaklaşımı'na uygun olarak elde edilmiştir. Elde edilen pozitif fonon dağılım eğrileri, incelenen tüm materyallerin kararlı olduğunu göstermektedir. Ayrıca, optik fonon bant aralığının artan basınçla arttığı bulundu. Buna göre, LuN'nin optoelektronik uygulamalar için gelecek vaat eden bir malzeme olması öngörülmektedir. Bu araştırmanın gelecekteki birçok çalışmaya ışık tutması bekleniyor.

## 1. Introduction

The rare-earth (RE) mononitrides have interesting electronic and magnetic properties and have so much importance in the condensed matter physics (Duan et al., 2007; Pagare et al., 2005). These materials show different characters from metallic to semimetallic or semiconducting, and there have been a lot of theoretical and experimental studies of binary rare earth semiconducting compounds (Re=La, Ce, Pr, Nd, Sm, Gd, Tb, Lu, ...; ReN) (Granville, et al., 2006; Lambrecht, 2000; Kocak et al., 2010; Ciftci et al., 2012). The reason of this importance is due to their unfilled and highly delocalized 4f subshells. (Jakobsen et al., 2002; Rukmangad, et al., 2009). These materials have FCC-NaCl structure with space group Fm-3m (225) and each RE and N atoms are coordinated by six-N and six-RE atoms, respectively. These compounds have strong affinity because of large difference in electronegativity between N and RE. It is reported that 4f electrons of lanthanide atoms in mononitrides undergo delocalization at high pressures as these electrons are localized at ambient pressures (Natali, et al., 2013). For example, it has been declared that LaN and PrN undergo a transition from B1 to a tetragonal phase (B10) at ~23 GPa and ~40 GPa, respectively (Mukherjee, et al., 2013; Schneider, et al., 2012; Cynn et al., 2010). It is considered that these phase transitions are related to 4f electrons of lanthanide atoms (Sahoo et al., 2016). Nevertheless, the transport properties of these mononitrides are not understood, exactly. The electronic structure of RE nitrides in the NaCl phase structure (Larson, et al., 2007) and mechanical properties of the lanthanide nitrides in the rock salt structure (Yang, et al., 2010) are investigated theoretically by using density functional theory (DFT).

Lu is a RE metal used as an element for engineering electronic devices, for instance in the treatment of cancer in medicine, LED, bulbs. In some early studies, the crystal structure of RE pnictides have been predicted in detail (Escudero et al., 2017) and observed under a high pressure X-ray diffraction technique (Errandonea et al., 2000; Hayashi et al., 2000; Shirotani et al., 2003). Lutetium mononitride (LuN) is the last and heaviest member of lanthanide series and have completely filled 4f subshells. Therefore, it is one of the most important compound of the lanthanide series and has attracted the attention of many researchers due to its unusual properties. LuN crystallize in NaCl (B1) structure as other lanthanide series and have interesting properties and important applications, so there are a lot of investigations (Hayashi et al., 2000; Larson & Lambrecht, 2007; Yang et al., 2010; Painter et al., 2008; Yang et al., 2013). Especially, high-pressure investigations of Lutetium-pnictides (Lu-X; X=N, As, P, Bi, S) are important because of the little information about them. Furthermore these compounds are least studied among the rare earth pnictides.

By using first principles, Yanget al. (Yang et al., 2010) investigated hardness and elastic properties of lanthanide nitrides as well as the structural stability of LuN. LuN has first-order phase transition from NaCl-type structure (B1) to CsCl-type structure (B2) structure at 220 GPa pressure (Yang et al., 2013; Singh et al., 2015). Yadav et al. obtained that the electronic, mechanical and thermal properties by using the modified dielectric theory of solids. The values of energy gaps such as homopolar gaps ( $E_h$ ), heteropolar gaps ( $E_c$ ) and average energy gaps ( $E_g$  in eV) were evaluated with face-centered cubic (FCC) NaCl-type structure. (Yadav et al., 2016). The electronic and structural properties of LuN are investigated with a standard parameterization of the local density approximation (LDA) within DFT (Winiarski et al., 2019).

Oualdine et al. also studied LuN rare-earth nitride in rock salt structure to analyze the electronic, structural and elastic properties by using DFT full-potential linear muffin-tin orbital (FP-LMTO) (Oualdine et al., 2018). They show that band structure of LuN have semiconductor behaviour. The main purpose of this study is to reveal these unusual properties and investigate the effect of high pressures on the electronic properties of LuN. In the literature, there are also theoretical investigations based on Density Functional Theory (DFT) that have verified experimental results successfully.

## 2. Materials and Methods

The structural, electronic and dynamic properties of the LuN crystal in the ground state was performed with the Quantum-Espresso package (Giannozzi et al., 2009) based on DFT within the Generalized Gradient Approximation (GGA) (Perdew & Zunger, 1981). Perdew Burke Ernzerhof (PBE) parameterization scheme was used for exchange-correlation effects. LuN crystallizes in the B1 phase with space group Fm-3m. The calculations were generated for k-point meshes of 12x12x12 using the Monkhorst-Pack special k-points approach (Monkhorst & Pack, 1976) in the Brillouin zone. Both the plane wave cut-off energy, set at 150 Ry in all our calculations, and k-points gride size were optimized to determine total energy convergence. The total energy of the system was converged up to  $10^{-8}$  Ry applying the self-consistent calculation. This convergence was considered as a sign of high accuracy calculations. The bulk modulus and its pressure derivative were obtained with Vinet equation of state (Vinet et al., 1986) using energy volume variation. Additionally, the phonon dispersion curve was taken into account with Fourier transform using dynamical matrices. The phonon dispersions were performed along symmetry directions at ambient and as well as at high pressures.

## 3. Results

### 3.1. Structural properties

Firstly, in order to investigate the ground state properties of LuN in NaCl crystal structure, we performed the structural optimization under the minimum condition of the total energy. Obtained ground state lattice parameter ( $a$ ), bulk modulus ( $B_0$ ), its pressure derivative ( $B_0'$ ) are tabulated and compared with experimental as well as other reported values in literature in Table 1. As shown, the results are in good agreement with experimental findings and verify the given theoretical works in literature.

Table 1. Lattice constant ( $a$ ), bulk modulus ( $B_0$ ) and its pressure derivative ( $B_0'$ ) for LuN.

	$a$ (Å)	$B_0$ (GPa)	$B_0'$
This Work	4.84	162	4.23
Theory	4.87	183	3.81
	(Larson & Lambrecht, 2007)	(Yang et al., 2010)	(Gupta & Bhat, 2013)
	4.83	170	4.12
	(Yang et al., 2010)	(Larson & Lambrecht, 2007; Chouhan et al., 2011)	(Chouhan et al., 2011)
	4.77	164	
(Gupta & Bhat, 2013)	(Gupta & Bhat, 2013)		
Exp.	4.76		
	(Duan et al., 2007)		
	4.74		
(Niwa et al., 2009)			

### 3.2. Electronic properties

The electronic structure of NaCl crystal structure with the equilibrium lattice parameter computed using GGA approach is presented in Figure 1. The Fermi energy (13.73 eV) was subtracted from all band energies and set at 0 eV. Rocksalt-LuN has  $\Gamma \rightarrow X$  indirect gap of -0.162 eV and  $X \rightarrow X$  direct band gap of 0.609 eV. This indicates that RS-LuN crystal is a semi-metal material. Our results are in good agreement with the data reported by Singh and Verma obtained via GGA calculation method (Singh and Verma, 2015). On the other hand the obtained band gap values are smaller than the experimental results (Larson & Lambrecht, 2007). Since GGA approach usually underestimates the band gap of semiconductors, these results are as expected.

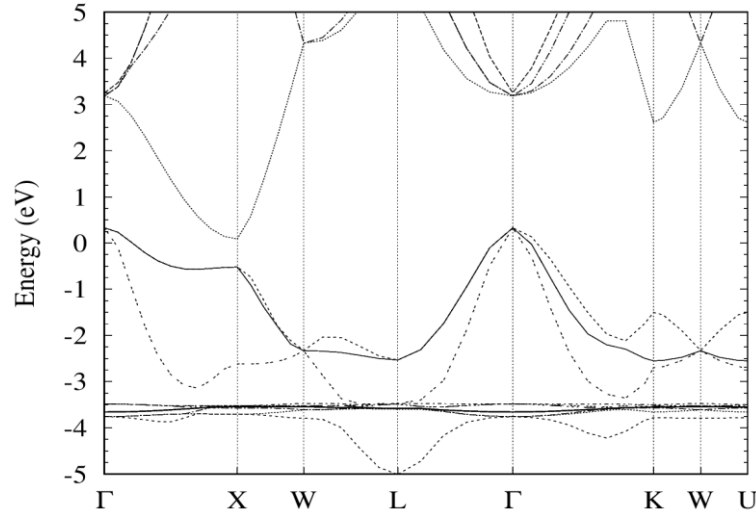


Figure 1. Energy band diagram of LuN crystal.

We also reported the effect of pressure on the band gap energy of LuN. The energy band gaps of LuN at different pressures are given in Table 2. The electronic band structures obtained for all pressures were similar with small changes. Therefore, only the band structure at zero pressure is presented. The variation of electronic band gap depending on the pressure is given in Figure 2. The direct band gap  $E^{X-X}$  as well as the indirect one  $E^{\Gamma-X}$  are found to increase linearly with pressure. The band gap pressure coefficients are found as  $\alpha = 22.76 \text{ meV/GPa}$  and  $\beta = 21.26 \text{ meV/GPa}$  for indirect and direct band gap, respectively. To our knowledge there are not any experimental or calculated data for comparison of our results. It can easily be identified that the conduction band becomes closer to valence band with increasing pressure, thus the band gap narrows. Moreover, according to the band structure calculations, energy band gap disappears at around 10 GPa pressure values. It shows that LuN becomes semi-metallic at about 10 GPa.

Table 2. The energy band gaps of LuN at different pressures.

Pressure (GPa)	$E_{\text{gap}}$ (eV)	
	$\Gamma \rightarrow X$	$X \rightarrow X$
-10	-0.0069	0.8288
-5	-0.1188	0.7166
0	-0.1621	0.6089
5	-0.0351	0.5045
7	-0.3948	0.4634
9	-0.4382	0.4228

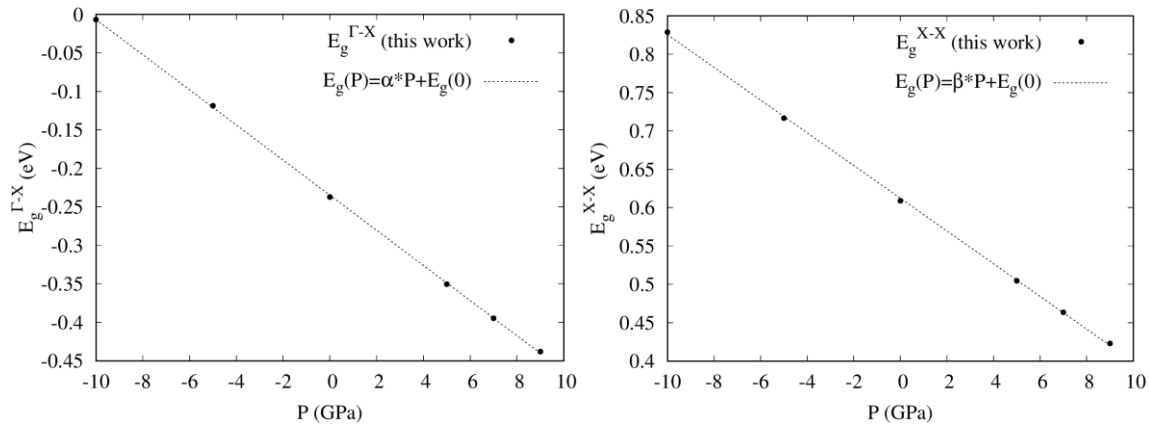


Figure 2. Pressure dependence of energy band gap of LuN. The dotted line gives the linear fit and the dots represent the calculated values.

### 3.3. Lattice dynamics properties

The phonon dispersion curve along the Brillouin zone and the phonon density of states of LuN are shown in Figure 3. The present compound contains two atoms in unit cell of NaCl type structure. Each atom has three degrees of freedom, thus this compound has six phonon branches, including three acoustic branches and three optical branches. The transverse acoustic (TA) and transverse optical (TO) phonon frequencies along the  $\Gamma$ - X and  $\Gamma$ - L high symmetries are double degenerated. Our results show that the degeneracy is partially resolved through the high-symmetry directions in crystal so that the phonon dispersion curves separates into transverse (TA and TO) and longitudinal (LA and LO) modes. The LO phonon branch at the Gamma point was obtained as 15.74THz. We also noticed an increase of that value in response to increasing pressure.

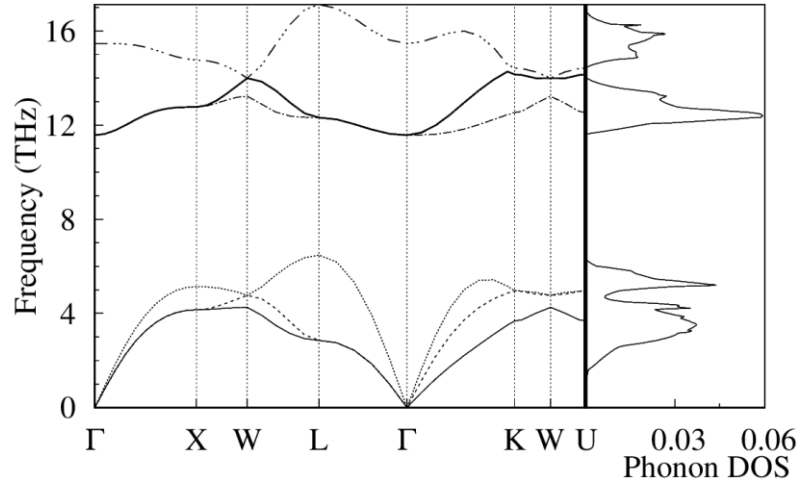


Figure 3. Calculated phonon dispersion curve and density of states (DOS) of LuN in rocksalt structure.

As shown in Figure 3, there is a wide gap (4.89THz) between the acoustic and optical modes owing to the high mass ratio of  $m_{Lu}/m_N = 12.49$ . The positive phonon frequencies of LuN in NaCl crystal structure have been found throughout the Brillouin zone, that clearly shows the dynamical stability of this compound.

In Table 3, we report the frequencies of TA, TO, LA and LO for  $\Gamma$ , X and L high symmetry points for LuN at zero and as well as various pressures. The acoustic phonons are compatible with the results reported by Mir et.al. (Mir et.al., 2016), while noticeable high optical phonons are obtained in this study. To best of our knowledge, there are no experimental data to compare our results. Since there are not enough theoretical studies especially on LuN’s phonons under pressure, more comprehensive experimental and theoretical studies are needed.

Table 3: Transverse, longitudinal acoustic and optical frequencies at the high symmetry points (THz) under different pressures.

Pressure(GPa)	$\Gamma$				X				X			
	TO	LO	TA	LA	TO	LO	TA	LA	TO	LO	TA	LA
0	11.99	15.74	0.0	0.0	13.16	15.11	4.26	5.34	12.71	17.48	2.97	6.59
50	17.06	19.07	0.0	0.0	17.81	19.22	5.40	7.20	17.36	21.79	4.50	8.06
100	20.24	21.29	0.0	0.0	20.84	21.94	6.03	8.15	20.38	26.71	5.34	9.32
250	25.90	25.96	0.0	0.0	26.20	27.07	7.08	9.65	25.96	29.74	7.07	11.57
500	30.88	31.39	0.0	0.0	30.91	31.75	8.06	10.91	31.00	34.69	8.78	14.57

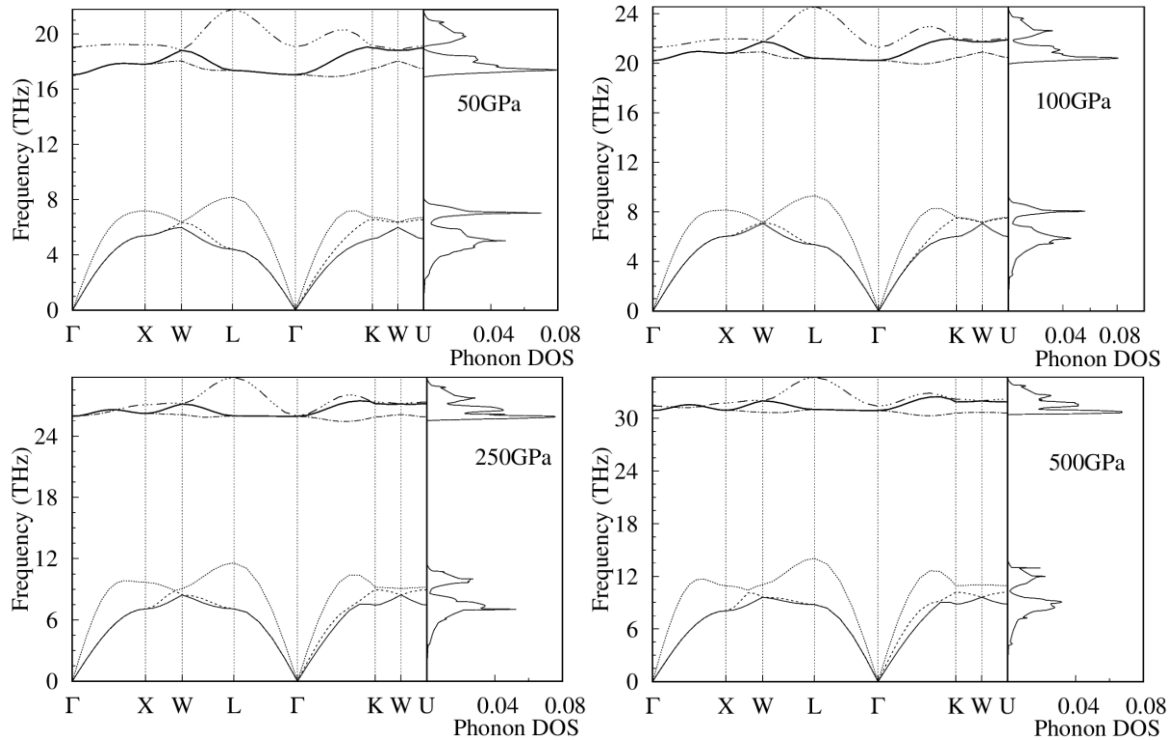


Figure 4. Calculated phonon dispersion curves and density of states of LuN in NaCl type structure under different pressures.

In Figure 4, phonon dispersion curves along several high symmetry directions and phonon density of states are illustrated for different pressure values. The frequencies in Brillouin Zone at high pressure values as well as at zero pressure value are positive. This results show that this crystal structure is dynamically stable. Moreover, the gap between the acoustic and optical branches increases with increasing pressure values.

#### 4. Discussion and Conclusion

We reported the structural, electronic and dynamical properties of rocksalt LuN at ambient and high pressure using DFT within GGA. Band structure calculations under various pressures with optimized structural parameters indicate that energy band gap becomes narrower with increasing pressure. According to our results LuN compound in rocksalt structure becomes a metal at a pressure of around 10 GP. The phonon dispersion calculations of LuN performed up to a maximum pressure of 500 GPa show that this crystal structure is dynamically stable because of the positive values of frequencies throughout the Brillouin zone.

#### References

- Chouhan, S.S., Pagare, G.,Soni, P., & Sanyal, S.P. (2011). High pressure phase transition and elastic properties of lutetium mononictides. *AIP Conference Proceedings*, 93, 1349. doi:10.1063/1.3605755
- Ciftci, Y.O., Ozayman, M., Surucu, G., Colakoglu, K., & Deligoz, E. (2012). Structural, electronic, elastic, thermodynamic and vibration properties of TbN compound from first principles calculations. *Solid State Sciences*, 14, 401-408. doi:10.1016/j.solidstatesciences.2012.01.007
- Cynn, H., Lipp, M., Evans, W. & Ohishi Y. (2010). High pressure crystal structure of PrN. *Journal of Physics: Conference Series*, 215, 012010. doi:10.1088/1742-6596/215/1/012010
- Duan, C.G., Sabirianov, R.F., Mei, W.N., Dowben, P.A., Jaswal, S.S., & Tsymbal, E.Y. (2007). Electronic, magnetic and transport properties of rare-earth mononictides. *Journal of Physics: Condensed Matter*,19, 315220. doi:10.1088/0953-8984/19/31/315220

- Errandonea, D., Boehler, R., & Ross, M. (2000). Melting of the rare earth metals and f-electron delocalization. *Physical Review Letters*, 85, 3444-3447. doi:10.1103/PhysRevLett.85.3444
- Escudero, A., Becerro, A. I., Carrillo-Carrión, C., Núñez, N. O., Zyuzin, M. V., Laguna, M., González-Mancebo, D., Ocaña, M., & Parak, W. J. (2017). Rare earth based nanostructured materials: synthesis, functionalization, properties and bioimaging and biosensing applications. *Nanophotonics*, 6, 881-921. doi:10.1515/nanoph-2017-0007
- Giannozzi, P., Baroni, S., Bonini, N., Calandra, M., Car, R., Cavazzoni, C., Ceresoli, D., Chiarotti, G.L., Cococcioni, M., Dabo, I., Corso, A.D., de Gironcoli, S., Fabris, S., Fratesi, G., Gebauer, R., Gerstmann, U., Gougoussis, C., Kokalj, A., Lazzeri, M., Samos, L.M., Marzari, N., Mauri, F., Mazzarello, R., Paolini, S., Pasquarello, A., Paulatto, L., Sbraccia, C., Scandolo, S., Sclauzero, G., Seitsonen, A.P., Smogunov, A., Umari, P., & Wentzcovitch, R.M. (2009). Quantum Espresso: a modular and open-source software project for quantum simulations of materials. *Journal of Physics: Condensed Matter*, 21, 395502. doi:10.1088/0953-8984/21/39/395502
- Granville, S., Ruck, B.J., Budde, F., Koo, A., Pringle, D., Kuchler, F., Bittar, A., Williams, G.V.M. & Trodahl, H.J. (2006). Semiconducting ground state of GdN thin films. *Physical Review B*, 73, 235335. doi: 10.1103/PhysRevB.73.235335
- Gupta, D. C., & Bhat, I. H. (2013). Electronic, ductile, phase transition and mechanical properties of Lu-monopnictides under high pressures. *Journal of Molecular Modeling*, 19, 5343-5354. doi:10.1007/s00894-013-2021-7
- Hayashi, J., Shirotani, I., Tanaka, Y., Adachi, T., Shimomura, O., & Kikegawa, T. (2000). Phase transitions of LnSb (Ln=lanthanide) with NaCl-type structure at high pressures. *Solid State Communications*, 114, 561-565. doi:10.1016/S0038-1098(00)00113-7
- Jakobsen, J.M., Madsen, G.K.H., Jorgensen, J.-E., Staun Olsen, J., & Gerward, L. (2002). High pressure behaviour of TbN: an X-ray diffraction and computational study. *Solid State Communications*, 121, 447-452. doi:10.1016/S0038-1098(01)00506-3
- Kocak, B., Ciftci, Y.O., Colakoglu, K., & Deligoz, E. (2010). Structural, elastic, electronic, and thermodynamic properties of PrN from first principles calculations. *Physica B*, 405, 4139-4144. doi:10.1016/j.physb.2010.07.002
- Lambrecht, W.R.L. (2000). Electronic structure and optical spectra of the semimetal ScAs and of the indirect-band-gap semiconductors ScN and GdN. *Physical Review B*, 62, 13538. doi:10.1103/PhysRevB.62.13538
- Larson, P., & Lambrecht, W.R.L. (2007). Electronic structure of rare-earth nitrides using the LSDA+U approach: Importance of allowing 4f orbitals to break the cubic crystal symmetry. *Physical Review B*, 75, 045114. doi:10.1103/PhysRevB.75.045114
- Mir, S.H., Jha, P.C., Islam, M.S., Banerjee, A., Luo, W., Dabhi, S.D., Jha, P.K., & Ahuja, R. (2016). Static and dynamical properties of heavy actinide monopnictides of lutetium. *Scientific Reports*, 6, 29309. doi: 10.1038/srep29309
- Monkhorst, H.J., & Pack, J.D. (1976). Special points for Brillouin-zone integrations. *Physical Review B*, 13, 5188. doi:10.1103/PhysRevB.13.5188
- Mukherjee, D., Sahoo, B.D., Joshi, K.D., & Gupta, S.C. (2013). Stabilization of tetragonal phase in LaN under high pressure via Peierls distortion. *High Pressure Research*, 33, 563-571. doi:10.1080/08957959.2013.809716
- Natali, F., Ruck, B.J., Plank, N.O.V., Trodahl, H.J., Granville, S., Meyer, C., & Lambrecht, W.R.L. (2013). Rare-earth mononitrides. *Progress in Materials Science*, 58, 13116-1360. doi:10.1016/j.pmatsci.2013.06.002
- Niwa, K., Hasegawa, M., & Yagi, T. (2009). Synthesis of Ln nitrides (Ln = Ce, Pr, Gd, Lu) in high pressure and temperature. *Journal of Alloys and Compounds*, 477, 493-497. doi:10.1016/j.jallcom.2008.10.064
- Oualdine, A., Bentouaf, A., Chebli, A., Nouamane, B., Bouyakoub, A.Z., & Aissa B. (2018). Structural, elastic, and electronic properties of CeN and LuN using: Ab Initio study. *Journal of Superconductivity and Novel Magnetism*, 31, 3323-3330. doi:10.1007/s10948-018-4604-0
- Pagare, G., Sanyal, P.S., & Jha, P.K. (2005). High-pressure behaviour of lanthanum monopnictide. *Journal of Alloys and Compounds*, 398, 16-20. doi:10.1016/j.jallcom.2005.02.044

- Painter, G.S., Averill, F.W., Becher, P.F., Shibata, N., Benthem, K.V., & Pennycook, S.J. (2008). First-principles study of rare earth adsorption at  $\beta$ -Si<sub>3</sub>N<sub>4</sub> interfaces. *Physical Review B*, 78, 214-206. doi:10.1103/PhysRevB.78.214206
- Perdew, J.P., & Zunger, A. (1981). Self-interaction correction to density-functional approximations for many-electron systems. *Physical Review B*, 23, 5048-5079. doi:10.1103/PhysRevB.23.5048
- Rukmangad, A., Aynyas, M., & Sanyal, S.P. (2009). Structural and elastic properties of rare-earth nitrides at high pressure. *Indian Journal of Pure & Applied Physics*, 47, 114–118. doi:10.1007/s12648-010-0113-0
- Sahoo, D., Mukherjee, D., Joshi, K. D., Kaushik, T. C., & Gupta S. C. (2016). Prediction of B1 to B10 phase transition in LuN under pressure: An ab-initio investigation. *American Institute of Physics Conference Proceedings*, 1731, 030018. doi:10.1063/1.4947623
- Schneider, S.B., Baumann, D., Salamat, A., & Schnick, W. (2012). Reversible high-pressure phase transition in LaN. *Journal of Applied Physics*, 111, 0935031. doi:10.1063/1.4709392
- Shirotani, I., Yamanashi, K., Hayashi, J., Ishimatsu, N., Shimomura, O., & Kikegawa, T. (2003). Pressure-induced phase transitions of lanthanide monoarsenides LaAs and LuAs with a NaCl-type structure. *Solid State Communication*, 127, 573-576. doi:10.1016/S0038-1098(03)00491-5
- Singh S. K., & Verma U. P. (2015). Investigation of high pressure phase transition and electronic properties of Lutetium Nitride. *Journal of Physics: Conference Series*, 640, 012029. doi:10.1088/1742-6596/640/1/012029
- Vinet, P., Ferrante, J., Smith, J.R., & Rose, J.H. (1986). A universal equation of state for solids. *Journal of Physics C*, 19, L467-L473. doi: 0022-3719/86/200467
- Winiarski M.J., & Kowalska D. (2019). Electronic structure of REN (RE = Sc, Y, La, and Lu) semiconductors by MBJLDA calculations. *Materials Research Express*, 6, 095910. doi:10.1088/2053-1591/ab31c2
- Yadav, D.S., & Singh, D.V. (2016). Electronic, mechanical and thermal properties of binary rare-earth semiconducting materials. *Journal of Pure Applied and Industrial Physics*, 6(12), 221-227. doi:10.1016/j.jallcom.2012.05.016
- Yang, J., Gao, F., Wang, H., Gou, H., Hao, X. & Li, Z. (2010). Elastic properties and hardness calculations of lanthanide nitrides in rocksalt structure. *Materials Chemistry and Physics*, 119, 499-504. doi:10.1016/j.matchemphys.2009.10.004
- Yang, X.C., Zhang, E.J., Ma, H.Y., & Xiao, J. P. (2013). First-Principles investigations of structural stability of LuN. *Advanced Materials Research*, 690, 559-563. doi:10.4028/www.science.net/AMR.690-693.529