




Non-Aqueous medium titrations of some 3-alkyl(aryl)-4-[3-(2-methylbenzoxy)-4-methoxybenzylideneamino]-4,5-dihydro-1H-1,2,4-triazol-5-ones

Haydar Yüksek¹ , Osman Kutanis¹ , Sevda Manap¹ , Gül Özdemir^{1*} , Zafer Ocak² 

¹ Kafkas University, Faculty of Science & Letters, Department of Chemistry, 36100 Kars, Turkey

² Kafkas University, Education Faculty, Department of Mathematics and Science Education, 36100 Kars, Turkey

Abstract

A series of 3-alkyl(aryl)-4-[3-(2-methylbenzoxy)-4-methoxybenzylideneamino]-4,5-dihydro-1H-1,2,4-triazol-5-ones (**1-9**) were titrated potentiometrically with tetrabutylammonium hydroxide in four non-aqueous solvents such as isopropyl alcohol, *tert*-butyl alcohol, acetonitrile, and *N,N*-dimethylformamide (DMF), and graphs were drawn for all cases. The half-neutralization potential values and the corresponding pK_a values were determined by the half neutralization method. Thus, the effects of solvents and molecular structure upon acidity were discussed.

Keywords: 1,2,4-triazol-5-one, Schiff base, acidity, potentiometric titrations, pK_a

1. Introduction

Several reports, involving the synthesis of some *N*-arylideneamino-4,5-dihydro-1H-1,2,4-triazol-5-one derivatives (Schiff bases), have been published up to date [1-9]. 1,2,4-Triazole and 4,5-dihydro-1H-1,2,4-triazol-5-one derivatives are investigated to show a broad spectrum of biological activities such as antimicrobial, antifungal, antihypertensive, hypoglycemic, analgesic, antiparasitic, antiviral, anti-inflammatory, hypocholesteremic, antitumor, antioxidant, and anti-HIV properties [3,5-16].

Weak acidic properties of 1,2,4-triazole and 4,5-dihydro-1H-1,2,4-triazol-5-one rings have been well known. In this study, some 1,2,4-triazole and 4,5-dihydro-1H-1,2,4-triazol-5-one derivatived compounds were titrated potentiometrically with tetrabutylammonium hydroxide in non-aqueous solvents, and their pK_a values were determined [1-7,9,12,17-22]. We have previously reported the synthesis and potentiometric titrations of some new 4,5-dihydro-1H-1,2,4-triazol-5-one derivatives in different non-aqueous mediums and determined the pK_a values of the compounds for each non-aqueous solvent [1-7,9,12,17-22]. Determination of pK_a values of the active constituent of pharmaceutical preparations is valuable. Because distribution, transport behavior, bonding to receptors, and contributions to the metabolic behavior of

the active constituents in the preparations depend on the ionization constant of the corresponding molecule [23-25].

The protonation constant of weak acidic compounds can be calculated by different methods. The potentiometric, chromatographic, and electrophoretic methods have been employed widely for this aim [26]. In the present work, the pK_a values of some 1,2,4-triazole derivatives in non-aqueous media have been determined by using potentiometric titrations. These 4,5-dihydro-1H-1,2,4-triazol-5-one derivatives have been synthesized according to the reference in the literature [8].

2. Experimental

2.1. Preparation of compounds

The compounds **1-9** were prepared from the reactions of the corresponding 3-alkyl(aryl)-4-amino-4,5-dihydro-1H-1,2,4-triazol-5-ones with 3-(2-methylbenzoxy)-4-methoxybenzaldehyde as described in the literature [8]. In this study, nine different 4,5-dihydro-1H-1,2,4-triazole derivatives [3-methyl-4-[3-(2-methylbenzoxy)-4-methoxybenzylideneamino]-4,5-dihydro-1H-1,2,4-triazol-5-one (**1**), 3-ethyl-4-[3-(2-methylbenzoxy)-4-methoxybenzylideneamino]-4,5-dihydro-1H-1,2,4-

Citation: H. Yüksek, O. Kutanis, S. Manap, G. Özdemir, Z. Ocak, Non-Aqueous medium titrations of some 3-alkyl(aryl)-4-[3-(2-methylbenzoxy)-4-methoxybenzylideneamino]-4,5-dihydro-1H-1,2,4-triazol-5-ones, Turk J Anal Chem, 3(2), 2021, 54-58.

 <https://doi.org/10.51435/turkjac.940812>

***Author of correspondence:** gulozd91@gmail.com

Tel: +90 474 225 11 48 → 3226

Fax +90 474 225 11 50

Received: May 21, 2021

Accepted: December 12, 2021

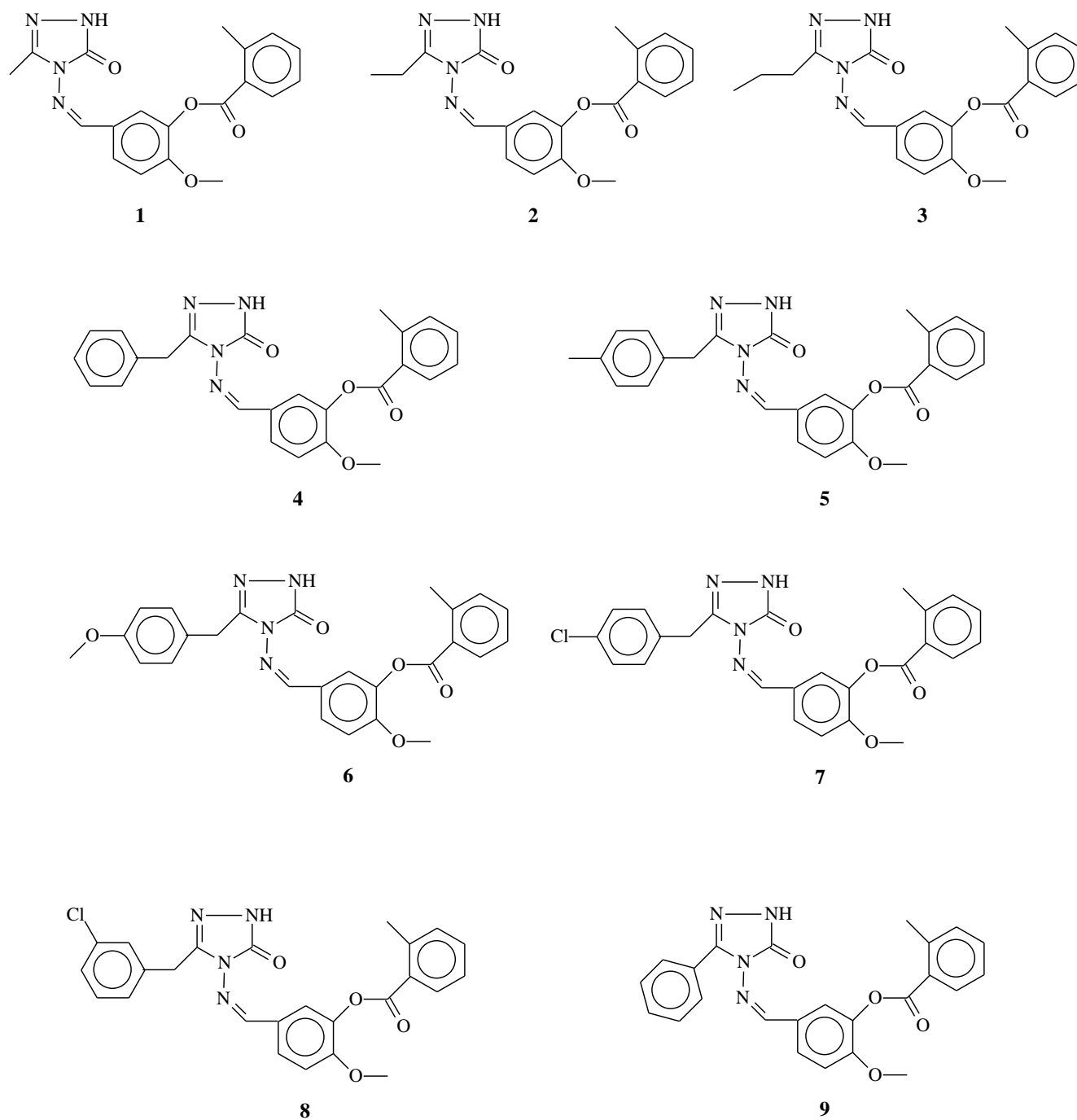


Figure 1. Studied 4,5-dihydro-1H-1,2,4-triazol-5-one derivatives

- 1: 3-Methyl-4-[3-(2-methylbenzoyloxy)-4-methoxybenzylideneamino]-4,5-dihydro-1H-1,2,4-triazol-5-one
 2: 3-Ethyl-4-[3-(2-methylbenzoyloxy)-4-methoxybenzylideneamino]-4,5-dihydro-1H-1,2,4-triazol-5-one
 3: 3-(*n*-Propyl)-4-[3-(2-methylbenzoyloxy)-4-methoxybenzylideneamino]-4,5-dihydro-1H-1,2,4-triazol-5-one
 4: 3-Benzyl-4-[3-(2-methylbenzoyloxy)-4-methoxybenzylideneamino]-4,5-dihydro-1H-1,2,4-triazol-5-one
 5: 3-(*p*-Methylbenzyl)-4-[3-(2-methylbenzoyloxy)-4-methoxybenzylideneamino]-4,5-dihydro-1H-1,2,4-triazol-5-one
 6: 3-(*p*-Methoxybenzyl)-4-[3-(2-methylbenzoyloxy)-4-methoxybenzylideneamino]-4,5-dihydro-1H-1,2,4-triazol-5-one
 7: 3-(*p*-Chlorobenzyl)-4-[3-(2-methylbenzoyloxy)-4-methoxybenzylideneamino]-4,5-dihydro-1H-1,2,4-triazol-5-one
 8: 3-(*m*-Chlorobenzyl)-4-[3-(2-methylbenzoyloxy)-4-methoxybenzylideneamino]-4,5-dihydro-1H-1,2,4-triazol-5-one
 9: 3-Phenyl-4-[3-(2-methylbenzoyloxy)-4-methoxybenzylideneamino]-4,5-dihydro-1H-1,2,4-triazol-5-one

triazol-5-one (2), 3-(*n*-propyl)-4-[3-(2-methylbenzoyloxy)-4-methoxybenzylideneamino]-4,5-dihydro-1H-1,2,4-triazol-5-one (3), 3-benzyl-4-[3-(2-methylbenzoyloxy)-4-methoxybenzylideneamino]-4,5-dihydro-1H-1,2,4-triazol-5-one (4), 3-(*p*-methylbenzyl)-4-[3-(2-methylbenzoyloxy)-4-methoxybenzylideneamino]-4,5-dihydro-1H-1,2,4-triazol-5-one (5), 3-(*p*-methoxybenzyl)-

4-[3-(2-methylbenzoyloxy)-4-methoxybenzylideneamino]-4,5-dihydro-1H-1,2,4-triazol-5-one (6), 3-(*p*-chlorobenzyl)-4-[3-(2-methylbenzoyloxy)-4-methoxybenzylideneamino]-4,5-dihydro-1H-1,2,4-triazol-5-one (7), 3-(*m*-chlorobenzyl)-4-[3-(2-methylbenzoyloxy)-4-methoxybenzylideneamino]-4,5-dihydro-1H-1,2,4-triazol-5-one (8), 3-phenyl-4-[3-(2-

methylbenzoxy)-4-methoxy-benzylideneamino]-4,5-dihydro-1H-1,2,4-triazol-5-one (9)] (Fig. 1) were titrated with tetrabutylammonium hydroxide (TBAH) in four non-aqueous solvents (*tert*-butyl alcohol, isopropyl alcohol, acetone, and *N,N*-dimethylformamide).

2.2. Potentiometric titrations

A Jenway 3040-model ion analyzer was used in potentiometric titration experiments. An Ingold pH electrode was employed in these experiments. The 0.001 M solution was separately prepared in each non-aqueous solvent for titration of each compound. The 0.05 M solution of TBAH in isopropyl alcohol because of widely its usage was employed as titrant. The mV values were recorded in the pH meter. Finally, the HNP values were found by drawing the mL (TBAH)-mV graphic.

3. Results and discussion

In this study, compounds 1-9 were titrated potentiometrically with TBAH in four non-aqueous solvents such as isopropyl ($\epsilon=19.4$), *tert*-butyl alcohol ($\epsilon=12$), acetone ($\epsilon=20.6$) and *N,N*-dimethylformamide ($\epsilon=37$) [3,6]. The mV values read in each titration were plotted against 0.05 M TBAH volumes (mL) added, and potentiometric titration curves were obtained for all the cases. From the titration curves, the HNP values were measured, and the corresponding pK_a values were calculated.

The pH of weak acids can be found by using the Equation 1.

$$pH = pK_a + \log[A^-] / [HA] \quad (1)$$

In Equation 1, pH equals pK_a when $[A^-]$ equals $[HA]$, which is the half-neutralization point. Therefore, the pH values at the half-neutralization points were determined as pK_a .

According to the dielectric permittivity of the solvents, the acidity ranking might be expected to be as follows: *N,N*-dimethylformamide ($\epsilon=37$) > acetone ($\epsilon=20.6$) > isopropyl alcohol ($\epsilon=19.4$) > *tert*-butyl alcohol ($\epsilon=12$) [3,6]. However, as seen in Table 1, the acidic arrangement for compounds 3 and 6 is: isopropyl alcohol > acetone > *tert*-butyl alcohol > *N,N*-dimethylformamide, for compounds 4 and 9, it is: isopropyl alcohol > *tert*-butyl alcohol > acetone > *N,N*-dimethylformamide, for compounds 5 and 8, it is: *N,N*-dimethylformamide > acetone, for compound 1, it is: *tert*-butyl alcohol > isopropyl alcohol > *N,N*-dimethylformamide > acetone, and for compound, 2 it is: acetone > isopropyl alcohol > *N,N*-dimethylformamide, while the order for compound 7 is: *tert*-butyl alcohol > acetone > *N,N*-dimethylformamide.

As seen in Table 1, in isopropyl alcohol, compounds 3, 4, and 6, in *tert*-butyl alcohol 1, 7 and 9, in DMF, compounds 5 and 8, in acetone, compound 2 show the strongest acidic properties, while compounds 2-4, 6, 7 and 9 show the weakest acidic properties in *N,N*-dimethylformamide (acetone for compounds 1, 5 and 8). This situation can be result from the hydrogen bonding between the negative ions formed and the solvent molecules in the amphiprotic neutral solvents [1-7,9,12,17-22].

The half-neutralization potential (HNP) values and the corresponding pK_a values of compounds 1-9, obtained from the potentiometric titrations with 0.05 M TBAH in isopropyl alcohol, *tert*-butyl alcohol, acetone, and DMF, are presented in Table 1.

Table 1. The HNP and the corresponding pK_a values of compounds 1-9 in isopropyl alcohol, *tert*-butyl alcohol, DMF, and acetone at 25 °C

Compound No	DMF		Acetone		<i>tert</i> -Butyl alcohol		Isopropyl alcohol	
	HNP (mV)	pK_a	HNP (mV)	pK_a	HNP (mV)	pK_a	HNP (mV)	pK_a
1	-334	14.32	-478	17.12	-185	10.71	-230	13.16
2	-315	14.36	-226	11.69	-	-	-277	13.48
3	-289	13.37	-215	11.55	-246	11.83	-152	10.34
4	-180	12.53	-159	11.21	-222	11.00	-106	9.16
5	-326	14.62	-418	16.53	-	-	-	-
6	-428	16.96	-195	11.56	-267	12.97	-148	10.08
7	-370	14.18	-218	12.18	-85	7.24	-	-
8	-279	13.20	-324	13.54	-	-	-	-
9	-336	14.99	-243	11.57	-209	10.12	-248	11.14

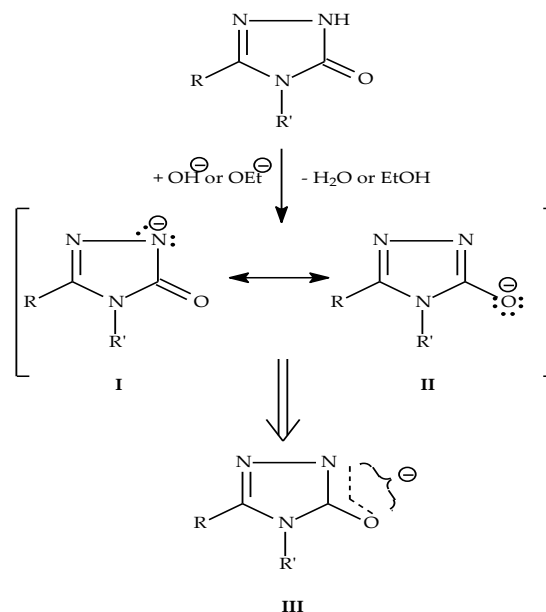


Figure 2. Resonance structures

As seen in Table 1, for compound 2 in *tert*-butyl alcohol, compound 5 in *tert*-butyl alcohol and isopropyl alcohol, compound 7 in isopropyl alcohol, compound 8 in acetone, *tert*-butyl alcohol, and isopropyl alcohol, compound 3e in *tert*-butyl alcohol and isopropyl alcohol, the HNP values and the corresponding pK_a values have not been obtained.

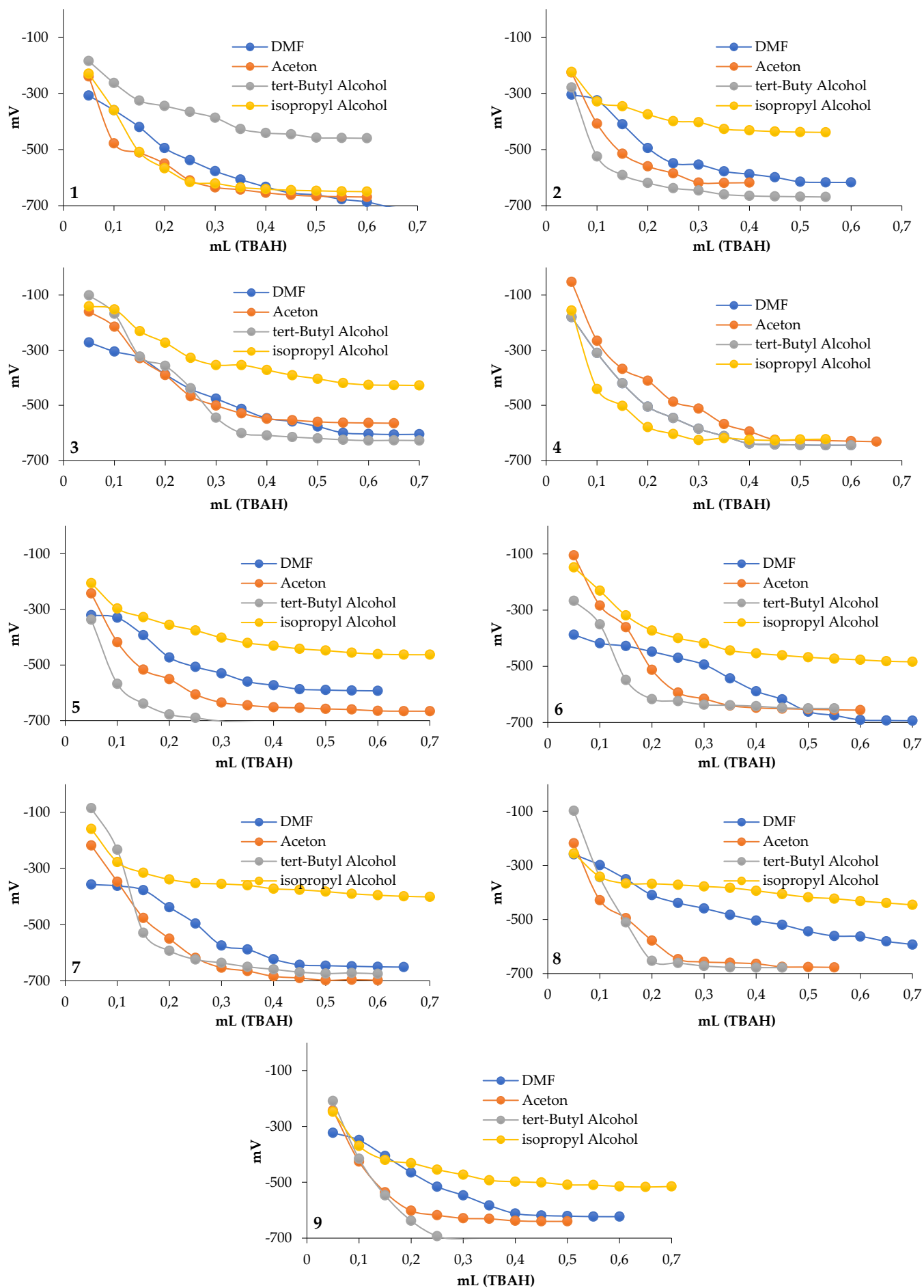


Figure 3. Potentiometric titration curves of 0.001 M solutions of compounds 1-9 titrated with 0.05 M TBAH in isopropyl alcohol, *tert*-butyl alcohol, acetone, and *N,N*-dimethylformamide at 25°C

Acidic properties of a compound depend on some structural and environmental factors. The two most important factors from these are the solvent effect and molecular structure of the compound [1-7,9,12,17-22,27]. Table 1 shows that the HNP values and corresponding pKa values determined from the potentiometric titration experiments depend on the non-aqueous solvents used and the substituents at C-3, in the 4,5-dihydro-1H-1,2,4-triazol-5-one ring. This situation may be attributed to resonance structures as seen in Fig. 2.

References

- [1] Ş. Bahçeci, H. Yüksek, Z. Ocak, İ. Azaklı, M. Alkan, M. Özdemir, Synthesis and potentiometric titrations of some new 4-(benzylideneamino)-4,5-dihydro-1H-1,2,4-triazol-5-one derivatives in non-aqueous media, Collect Czech Chem C, 2002, 67, 1215-1222.
- [2] Ş. Bahçeci, H. Yüksek, Z. Ocak, C. Köksal, M. Özdemir, Synthesis and non-aqueous medium titrations of some new 4,5-dihydro-1H-1,2,4-triazol-5-one derivatives, Acta Chim Slov, 49, 2002, 783-794.
- [3] H. Yüksek, M. Küçük, M. Alkan, Ş. Bahçeci, S. Kolaylı, Z. Ocak, U. Ocak, E. Şahinbaş, M. Ocak, Synthesis and antioxidant activities of some new 4-(4-hydroxybenzylideneamino)-4,5-dihydro-1H-1,2,4-triazol-5-one derivatives with their acidic properties, Asian J Chem, 18, 2006, 539-550.
- [4] H. Yüksek, Ö. Gürsoy-Kol, Preparation, characterization and potentiometric titrations of some new di-[3-(3-alkyl/aryl-4,5-dihydro-1H-1,2,4-triazol-5-one-4-yl)-azomethinphenyl] isophthalate/terephthalate derivatives, Turk J Chem, 33, 2008, 773-784.
- [5] H. Yüksek, O. Akyıldırım, M.L. Yola, Ö. Gürsoy-Kol, M. Çelebier, D. Kart, Synthesis, in vitro antimicrobial and antioxidant activities of some new 4,5-dihydro-1H-1,2,4-triazol-5-one derivatives, Arch Pharm, 346(6), 2013, 470-480.
- [6] Ö. Gürsoy-Kol, H. Yüksek, F. İslamoğlu, Synthesis and in vitro antioxidant activities of novel 4-(3-methyl-2-thienylmethyleneamino)-4,5-dihydro-1H-1,2,4-triazol-5-one derivatives with their acidic properties, J Chem Soc Pakistan, 35(4), 2013, 1179-1190.
- [7] H. Yüksek, Ö. Aktaş-Yokuş, Ö. Gürsoy-Kol, Ş. Alpay-Karaoğlu, In vitro biological activity of some new 1,2,4-triazole derivatives with their potentiometric titrations, Indian J Chem B, 56B, 2017, 567-577.
- [8] H. Yüksek, O. Kutanis, G. Özdemir, M. Beytur, S. Kara, Ö. Gürsoy Kol, M. Alkan, Synthesis, In vitro antioxidant and antimicrobial activities of some novel 2-methoxy-4-[(3-substitue-4,5-dihydro-1H-1,2,4-triazol-5-one-4-yl)azomethine]phenyl 2-methylbenzoate derivatives, Res J Pharm Biol Chem Sci, 9(4), 2018, 501-512.
- [9] H. Yüksek, F. İslamoğlu, Ö. Gürsoy Kol, Ş. Bahçeci, M. Bekar, M. Aksoy, In-vitro antioxidant activities of new 4,5-dihydro-1H-1,2,4-triazole-5-ones having thiophene ring with their acidic properties, E-J Chem, 8(4), 2011, 1734-1746.
- [10] H. Yüksek, A. Demirbaş, A. İkizler, C.B. Johansson, C. Çelik, A.A. İkizler, Synthesis and antibacterial activities of some 4,5-dihydro-1H-1,2,4-triazol-5-ones, Arzneim-Forsch/Drug Res, 47, 1997, 405-409.
- [11] N. Demirbaş, R. Uğurluoğlu, Synthesis and antitumor activities of some new 4-(1-naphthylideneamino)- and 4-(1-naphthylmethylamino)-1,2,4-triazol-5-one derivatives, Turk J Chem, 28, 2004, 679-690.
- [12] Ö. Aktaş-Yokuş, H. Yüksek, Ö. Gürsoy-Kol, Ş. Alpay-Karaoğlu, Synthesis and biological evaluation of new 1,2,4-triazol derivatives with their potentiometric titrations, Med Chem Res, 24, 2015, 2813-2824.
- [13] E. Çiftçi, M. Beytur, M. Calapoğlu, Ö. Gürsoy Kol, M. Alkan, V.A. Toğay, S. Manap, H. Yüksek, Synthesis, characterization, antioxidant and antimicrobial activities and DNA damage of some novel 2-[3-alkyl (aryl)-4,5-dihydro-1H-1,2,4-triazol-5-one-4-yl]-phenoxyacetic acids in Human Lymphocytes, Res J Pharm Biol Chem Sci, 9(5), 2018,1760-1771.
- [14] H. Yüksek, G. Özdemir, S. Manap, Y. Yılmaz, G. Kotan, Ö. Gürsoy-Kol, M. Alkan, Synthesis and investigations of antimicrobial, antioxidant activities of novel di-[2-(3-alkyl/aryl-4,5-dihydro-1H-1,2,4-triazol-5-one-4-yl)-azomethinephenyl] isophthalates and Mannich base derivatives, Acta Pharm Sci, 58(1), 2020, 49-68 (2020).
- [15] Ö. Gürsoy-Kol, S. Manap, G. Özdemir, M. Beytur, E. Ağdaş, F. Azap, S. Yuca, M. Alkan, H. Yüksek, Synthesis, antioxidant and antimicrobial activities of novel 4-(2-cinnamoyloxybenzylideneamino)-4,5-dihydro-1H-1,2,4-triazol-5-one derivatives, Heterocycl Lett, 10(4), 2020, 575-587.
- [16] S. Boy, F. Türkan, M. Beytur, A. Aras, O. Akyıldırım, H. Sedef Karaman, H. Yüksek, Synthesis, design, and assessment of novel morpholine-derived Mannich bases as multifunctional agents for the potential enzyme inhibitory properties including docking study, Bioorg Chem, 107, 2021, 104524.
- [17] M. Alkan, H. Yüksek, F. İslamoğlu, Ş. Bahçeci, M. Calapoğlu, M. Elmastaş, H. Akşit, M. Özdemir, A Study on 4-Acylamino-4,5-dihydro-1H-1,2,4-triazol-5-ones, Molecules, 12, 2007, 1805-1816.
- [18] F. İslamoğlu, H. Yüksek, M. Özdemir, Acidic properties of some 1,2,4-triazole derivatives in non-aqueous media, Der Chem Sin, 2(3), 2011, 117-124.
- [19] G. Özdemir, H. Yüksek, S. Manap, Ö. Gürsoy Kol, Potentiometric titrations of new 1,3,5-tri-[4-[(3-alkyl/aryl-4,5-dihydro-1H-1,2,4-triazol-5-one-4-yl)-azomethin]-phenoxy-carbonyl] benzenes, Pharm Chem J, 5(4), 2018, 23-28.
- [20] H. Yüksek, S. Manap, M. Beytur, Ö. Gürsoy-Kol, Z. Ocak, Susuz ortamda bazı 3-alkil(aryl)-4-suksinimido-4,5-dihidro-1H-1,2,4-triazol-5-on bileşiklerinin asidik özellikleri, Kafkas Üniv Fen Bil Enst Derg, 6, 2013, 53-65.
- [21] Ö. Gürsoy-Kol, Z. Ocak, H. Yüksek, Bazı 3-Alkil(Aril)-4-(3-asetoksibenzilideneamino)-4,5-dihidro-1H-1,2,4-triazol-5-on bileşiklerinin susuz ortam titrasyonları, Süleyman Demirel Üniv Fen Bil Enst Derg, 20(3), 2016, 518-523.
- [22] M. Alkan, A. Gürbüz, H. Yüksek, Ö. Gürsoy-Kol, Z. Ocak, Synthesis and non-aqueous medium titrations of some new 3-alkyl(aryl)-4-[2-(4-methoxybenzoxy)-3-methoxy]-benzylideneamino-4,5-dihydro-1H-1,2,4-triazol-5-ones, Caucasian J Sci, 1, 2014, 138-148.
- [23] A. Demirbaş, I. Kula, Y. Erdoğan, A. Aslan, N. Yaylı, S. Karşiloğlu, Non-aqueous medium titration of some acidic compounds, Energy Educ Sci Tech, 1, 1998, 13-16.
- [24] P.A. Frey, F.C. Kokesh, F.H. Westheimer, A reporter group at active site of acetoacetate decarboxylase. I. Ionization constant of the nitrophenol, J Am Chem Soc, 93, 1971, 7266-7269.
- [25] A.E. Putun, G. Bereket, E. Keskin, Potentiometric titrations of some 2-substituted 5-nitrobenzimidazole derivatives in nonaqueous solvent, J Chem Eng Data, 40, 1995, 221-224.
- [26] G. Pekcan, A.H. Aktaş, Spectrophotometric determination of pKa values for some benzoic acid compounds in acetonitrile-water mixtures, Asian J Chem, 18, 2006, 2168-2178.
- [27] T. Gündüz, Susuz Ortam Reaksiyonları, 1998, Turkey, Gazi Büro Kitabevi Tic. Ltd. Şti.