



Symmetric Supercapacitor Application of Electrochemically Exfoliated Graphene – Chitosan Hydrogel

Omer Sadak^{1*}

^{1*} Ardahan University, Faculty of Engineering, Department of Electric and Electronic Engineering, Ardahan, Turkey, (ORCID: 0000-0001-6717-9672),
omersadak@ardahan.edu.tr

(First received 15 December 2021 and in final form 11 January 2021)

(DOI: 10.31590/ejosat.1036869)

ATIF/REFERENCE: Sadak, O. (2022). Symmetric Supercapacitor Application of Electrochemically Exfoliated Graphene – Chitosan Hydrogel. *European Journal of Science and Technology*, (33), 133-137.

Abstract

In this work, electrochemically exfoliated graphene–chitosan hydrogel was prepared by a crosslinking reagent. Then, a symmetrical all-solid state supercapacitor was fabricated using graphene–chitosan hydrogel. Surface morphology of as-fabricated graphene was investigated using SEM and TEM. After constructing the symmetrical all-solid state supercapacitor, the device showed a specific capacitance (C_m) of 153.6 Fg⁻¹ at 1 mA g⁻¹ current density. A great capacitance retention after 1000 consecutive GCD cycles was observed with an over 97% of retention. The supercapacitor can carry a high energy density of 3.47 kWkg⁻¹, as well as a high power density of 102.07 Wkg⁻¹.

Keywords: Graphene, Hydrogel, Supercapacitors.

Elektrokimyasal Olarak Eksfoliye Edilmiş Grafen-Kitosan Hidrojelinin Simetrik Süperkapasitör Uygulaması

Öz

Bu çalışmada, çapraz bağlama reaktifi ile elektrokimyasal olarak pul pul dökülmüş grafen-kitosan hidrojel hazırlandı. Daha sonra, grafen-kitosan hidrojel kullanılarak simetrik bir katı hal süper kapasitör üretildi. Üretilen grafenin yüzey morfolojisi SEM ve TEM kullanılarak araştırıldı. Simetrik tamamen katı hal süper kapasitörünü oluşturduktan sonra cihaz, 1 mA g⁻¹ akım yoğunluğunda spesifik kapasitansı (C_m)153.6 F g⁻¹ olarak hesaplandı. 1000 ardışık döngüden sonra olağanüstü bir kapasitans tutulması, %97'nin üzerinde bir tutma ile gözlemlendi. Süper kapasitör, 3,47 kW kg⁻¹ yüksek enerji yoğunluğunun yanı sıra 102,07 W kg⁻¹ güç yoğunluğu sağlama yeteneğine sahiptir.

Anahtar Kelimeler: Grafen, Hidrojel, Süperkapasitör.

* Corresponding Author: omersadak@ardahan.edu.tr

1. Introduction

Supercapacitors, typically known as electrochemical capacitors, are energy storage devices with a higher energy density than traditional capacitors and a greater power density than batteries. Electrochemical capacitors have a superior characteristics such as a long life cycle, a quick charging-discharging rate, and a reasonable manufacturing cost (Sadak, Prathap, & Gunasekaran, 2019; W. Wang, Sadak, Guan, & Gunasekaran, 2020). However, supercapacitors require further improvement for their low energy density compared to batteries (Borenstein et al., 2017; Sadak, Sundramoorthy, & Gunasekaran, 2018; Udayan, Sadak, & Gunasekaran, 2020). Therefore, the majority of current research efforts have been focused on building supercapacitors with high power and energy density. Transition metal-oxides, carbon-based materials, and electrically conducting polymers are now the most prevalent electrode materials for supercapacitors, and their performance is totally dependent on their electrode materials (Bose et al., 2012). Due to their simplicity of manufacture, natural abundance, and wide operating temperature range, carbon-based materials are being investigated extensively (El-Gendy, Ghany, El Sherbini, & Allam, 2017). They may exhibit excellent cycling and electrochemical stability and high-power density as supercapacitor electrode materials, but because of limitations in the energy storage mechanism, they often have low capacitance performance (Liling Zhang et al., 2017). On the other hand, transition metal oxides as supercapacitors may display excellent specific capacitance due to faradic reactions during to the charge-discharge process, but lack of natural abundance, low-conductivity, short cycle life, high cost, and toxic nature limit their applications. (He et al., 2017; Sadak, Wang, Guan, Sundramoorthy, & Gunasekaran, 2019). On the other hand, polypyrrole, polyaniline, and poly-3,4-ethylenedioxythiophene are examples of conducting polymers with strong pseudocapacitive properties, but they suffer from low-rate capability (Hu et al., 2016; H. Wang, Lin, & Shen, 2016). Thus, the most accepted approach to overcome these disadvantages of electrode materials is incorporating highly conductive carbon-based materials and intrinsically-conducting polymers or metal-oxides (Wu et al., 2017). On the other hand, polymers with high ionic conductivity have been also tested as a platform for solid-state conductivity and it also acts as polymeric electrolyte (Cao et al., 2021). These new trend leads to forming supercapacitor electrodes with low-temperature tolerance, ultrahigh stretchability, and strong self-healing.

Because of graphene's outstanding features, including as large specific surface area, outstanding electrical and thermal conductivity, lightweight, excellent mechanical characteristics, and chemical stability, graphene and its derivatives for supercapacitor electrode material is being widely investigated. (Khalid et al., 2017; Lai et al., 2011; Xue, Zhong, Cheng, & Wang, 2016). Therefore, many approaches have been established for cost-efficient and facile synthesis of graphene from graphite: mechanical cleavage, thermal decomposition, chemical exfoliation, and electrochemical exfoliation etc. (Bonaccorso et al., 2012; Sadak, 2021; Sadak, Sundramoorthy, & Gunasekaran, 2017). Despite the unique advantages and various preparation methods, due to the strong interactions between $\pi - \pi$ electrons and van der Waals interactions, graphene sheets have the ability to create irreversible agglomerates or even reorganize themselves to make graphite. (Shan et al., 2009). Theoretically,

when the entire surface of single-sheets-graphene is fully accessible to electrolyte ion, it shows excellent specific capacitance of $\sim 21 \text{ uFcm}^{-2}$ ($\sim 550 \text{ Fg}^{-1}$) (Ke & Wang, 2016; Xia, Chen, Li, & Tao, 2009). Still, due to agglomerates and restacking, the anticipated specific capacitance which is highly influenced by the surface area is lower than theoretical value (Ke & Wang, 2016; Li Zhang & Zhao, 2009). To achieve high surface area graphene and preventing agglomerates and restacking for a better electrochemical performance, various techniques have demonstrated including plasma-enhanced chemical vapor deposition (PECVD) growth of vertically-oriented graphene sheets (Mao et al., 2013), graphene hydrogels (Xu, Lin, Huang, Liu, et al., 2013), holey graphene framework (Xu et al., 2014), and inkjet printed graphene (Sollami Delekta, Smith, Li, & Östling, 2017). Graphene hydrogels are one of these approaches that has been researched in past few decades (Bashir et al., 2021; Khazaeli, Godbille-Cardona, & Barz, 2020). Interconnected 3D porous frameworks with enormous specific surface areas enables these graphene hydrogels for multidimensional electron transport as well as fast electrolyte ion diffusion (Xu, Lin, Huang, Wang, et al., 2013). They have been employed as binder-free electrode materials in liquid electrolytes and have shown substantially high specific capacitances, excellent rate capability, and outstanding cycling stability (Xu, Sheng, Li, & Shi, 2010). These promising findings highlight the 3D graphene hydrogels' great potential in supercapacitor applications and inspire attempts to improve their specific capacitance without losing rate performance or cycle life.

In this study, a graphene-chitosan hydrogel was used in energy storage application for the first time. First, electrochemically exfoliated graphene-chitosan composite-based hydrogel was synthesized using a crosslinking agent. Then, a symmetrical all-solid state supercapacitor was constructed by sandwiching two fabricated hydrogels to test graphene hydrogels' electrochemical performance. The results revealed that the symmetrical supercapacitor has a maximum operating voltage of 1.6 V without any polarization. It also showed a high specific capacitance of 153.6 Fg^{-1} . The symmetrical supercapacitor also showed 97% cycling stability over 1000 consecutive GCD cycles. Moreover, in this study, a chitosan-based hydrogel was employed as electrolyte and stabilizer material.

2. Material and Method

2.1. Materials

The Graphite electrode was purchased from Graphitstore, Inc. (U.S.A.). PBS, chitosan, and glutaraldehyde was obtained from Fisher (NJ, USA) and were used directly as received. Aqueous solutions were made with deionized (DI) water ($18 \text{ M}\Omega \cdot \text{cm}^{-1}$) in all experiments, unless otherwise noted.

2.2. Synthesis of Electrochemically Exfoliated Graphene

Electrochemically exfoliated graphene was made according to our previously reported approach, with a few changes (W. Wang et al., 2020). Briefly, two graphite electrodes were employed as working and counter electrodes in an electrochemical cell which contains 0.1 M of PBS solution at pH 7. Then, +10 V was applied to the cell for 1 h. After washing with DI water, the solution was further exfoliated with ultrasonication for 1 h which

was then centrifuged for 30 min at 3000 rpm. The supernatant was then collected, and concentration of electrochemically exfoliated graphene was adjusted to 10 mL^{-1} .

2.3. Hydrogel Formation

After preparing 10 mg mL^{-1} of chitosan solution, a solution of graphene: chitosan (1:0.6 ratio) was prepared. After stirring for 1 hour, the mixture was ultrasonicated for 10 minutes at room temperature. For crosslinking graphene and chitosan, glutaraldehyde and the solution were treated with acetic acid. In a rectangular container, the solution was transferred, and it was quickly converted into a hydrogel. Then, hydrogels were kept into 1.0 M of H_2SO_4 solution before assembling a solid-state supercapacitor.

2.4. All-Solid-State Symmetric Supercapacitor Fabrication

First, a filter cut into a rectangular shape and was soaked into 1 M of H_2SO_4 and then the filter paper was used as a separator. Next, the filter paper was sandwiched between two hydrogels and a rectangular shaped aluminum foil was attached to both sides of hydrogels via double-sided carbon tape. To form an integrated all-solid-state symmetric supercapacitor, 0.5 MPa pressure was applied to both sides of electrode for 1 hour.

2.5. Characterization

A field-emission scanning electron microscope (FE-SEM) (Helios FIB/SEM 660) was used to examine the surface morphology of the samples at 5 kV, 0.4 nA and 4 mm working distance. Samples for FE-SEM were freeze-dried before testing. Surface morphology of samples were further analyzed with transmission electron microscope (TEM, Tecnai T-12). For electrochemical measurements, a CH Instruments 660D electrochemical workstation was employed. As an electrolyte, 1.0 M H_2SO_4 was used and electrochemical analysis (cyclic voltammetry (CV) and galvanostatic charge/discharge (GCD)) were done at room temperature.

3. Results and Discussion

3.1. Surface Morphology Analysis

In **Figure 1a**, TEM image showed largely transparent mono/few layers of exfoliated graphene sheets which ranges 1 to 3 layers of graphene sheets, confirming the electrochemically exfoliation of graphite. After the hydrogel formation by mixing electrochemically exfoliated graphene sheets and chitosan in the presence of glutaraldehyde and acetic acid, the hydrogel was placed on a TEM copper grid and dried for testing and **Figure 1b** shows the hydrogel surface morphology.

Then, surface morphology of electrochemically exfoliated graphene sheets and as-synthesized hydrogel were analyzed via SEM. **Figure 1c** and **1d** shows SEM micrographs of electrochemically exfoliated graphene at different magnifications. The wrinkled and curved characteristics of graphene are seen in SEM micrographs. **Figure 1e** and **1f** show different magnifications of the cross-sectional view of the hydrogel. The SEM images showed porous structure of cut surface of the freeze-dried graphene-chitosan hydrogel. Because of its porous structure and lattice, as-fabricated hydrogel may serve as an ideal supercapacitor electrode and may provide quick electron transport, greater stability, and good cycle performance.




Figure 1. TEM images of (a) electrochemically exfoliated graphene sheets and (b) as-fabricated hydrogel. SEM images of (c), (d) electrochemically exfoliated graphene sheets and (e), (f) as-fabricated hydrogel at different magnification.

3.2. Electrochemical Analysis

To verify the stability and performance of the as-fabricated graphene hydrogel at varied working potentials, CV measurements were done in different potential windows from a fixed lower potential value (0 V) to higher potential values up to 2.4 V at 100 mVs^{-1} , as shown in **Figure 2a**. To achieve higher power density, the larger operating potential window is very desirable in electrochemical energy storage devices (Sadak et al., 2018). The results suggested that the operating potential windows are as large as 1.8 V without detectable oxygen evolution peaks or significant polarization. **Figure 2b** shows the graphene hydrogel's rectangle-like CV curves at different scan rates from 1 to 100 mVs^{-1} which demonstrates excellent rate capability of as-designed all-solid-state symmetric supercapacitor.

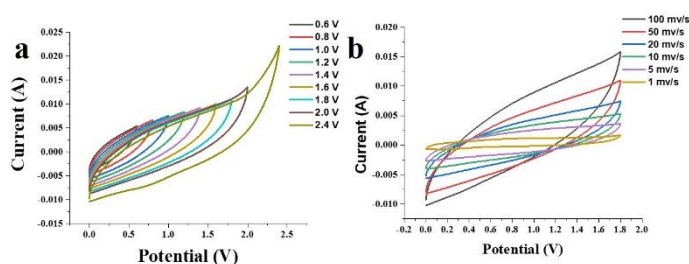


Figure 2. CV curves of the graphene hydrogel (a) at different potential windows and (b) different scan rates in 1 M H_2SO_4

The GCD curves were also done in different potential windows from a fixed lower potential value (0 V) to higher potential values up to 2.4 V at current density of 5 mA g^{-1} as shown in **Figure 3a**. The results indicate highly symmetrical GCD curves up to 1.6 V which denotes a high degree of electrochemical reversibility. Under various scan rates (1, 5 10 and 20 mA g^{-1}), GCD curves of graphene hydrogel was obtained at a potential-windows of 0 - 1.6 V, as illustrated in **Figure 3b**. The GCD analysis results were employed to calculate specific capacitance (C_m , F g^{-1}) based on the following equation (1):

$$C_m = \frac{I \times \Delta t}{m \times \Delta V} \quad (1)$$

Where I represent the discharge current (A), ΔV represents the discharge voltage range (V), Δt represents the discharge time (s), and m represents the combined mass of two electrodes (g). Under 1 mA g^{-1} current density of, the highest C_m calculated was 153.6 F g^{-1} .

Energy (E, Wh kg^{-1}) and power (P, W kg^{-1}) densities are critical parameters for the supercapacitor applications. The following equations can be used to calculate E and P:

$$E = \frac{1}{8} C_m \times (\Delta V)^2 \quad (2)$$

$$P = \frac{E}{\Delta t} \quad (3)$$

Where C_m is the specific capacitance, ΔV represents the potential window (V) and Δt represents the discharge time (h). At a power density of 102.07 W kg^{-1} , the energy density of the graphene hydrogel reaches 49.22 Wh kg^{-1} at 1 mA g^{-1} , whereas at a power density of 3.47 kW kg^{-1} , it stays at 3.43 Wh kg^{-1} at 20 mA g^{-1} .

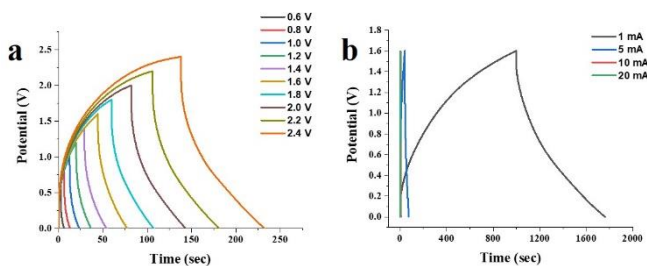


Figure 3. GCD curves of the graphene hydrogel (a) at different potential windows and (b) different current density in 1 M H_2SO_4 .

The electrochemical stability of all-solid-state supercapacitor electrode materials is a critical factor. The constructed all-solid-state symmetric supercapacitor's long-term electrochemical stability, as measured by GCD over 1000 cycles at a current density of 5 mA g^{-1} , was greater than 97%, as illustrated in **Figure 4a**. The GCD curves before and after 1000 GCD cycles are shown in **Figure 4b**.

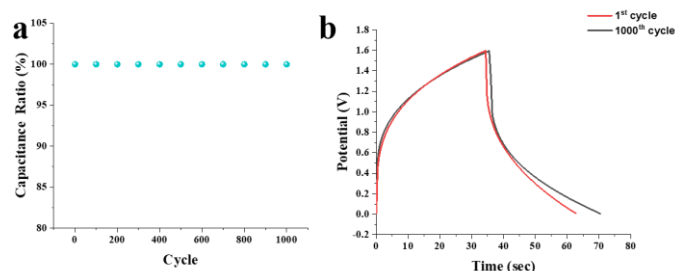


Figure 4. (a) Capacitance retention of the symmetric supercapacitor over 1000 cycles of GCD at current density of 5 mA g^{-1} and (b) the corresponding GCD curves.

4. Conclusions and Recommendations

In this work, we have developed a hydrogel made of graphene-chitosan composite which was crosslinked using a crosslinker and used it to construct an all-solid-state symmetric supercapacitor. In the composite, chitosan acts as stabilizer as well as electrolyte. The supercapacitor showed a high C_m value of 153.6 F g^{-1} at 1 mA g^{-1} current density. Moreover, the all-solid-state symmetric supercapacitor showed an excellent long-term stability which was assessed using GCD curves over 1000 cycles at a current density of 5 mA g^{-1} . The results suggest that hydrogel-based supercapacitor may have a great potential in energy-storage applications.

5. Acknowledge

The authors have declared no conflicts of interest.

References

- Bashir, S., Hasan, K., Hina, M., Ali Soomro, R., Mujtaba, M. A., Ramesh, S., ... Manikam, R. (2021). Conducting polymer/graphene hydrogel electrodes based aqueous smart Supercapacitors: A review and future prospects. *Journal of Electroanalytical Chemistry*. Retrieved from <https://doi.org/10.1016/j.jelechem.2021.115626>
- Bonaccorso, F., Lombardo, A., Hasan, T., Sun, Z., Colombo, L., & Ferrari, A. C. (2012). Production and processing of graphene and 2d crystals. *Materials Today*. Retrieved from [https://doi.org/10.1016/S1369-7021\(13\)70014-2](https://doi.org/10.1016/S1369-7021(13)70014-2)
- Borenstein, A., Hanna, O., Attias, R., Luski, S., Brousse, T., & Aurbach, D. (2017). Carbon-based composite materials for supercapacitor electrodes: A review. *Journal of Materials Chemistry A*. Retrieved from <https://doi.org/10.1039/c7ta00863e>
- Bose, S., Kuila, T., Mishra, A. K., Rajasekar, R., Kim, N. H., & Lee, J. H. (2012). Carbon-based nanostructured materials and their composites as supercapacitor electrodes. *Journal of Materials Chemistry*. Retrieved from <https://doi.org/10.1039/c1jm14468e>
- Cao, X., Jiang, C., Sun, N., Tan, D., Li, Q., Bi, S., & Song, J. (2021). Recent progress in multifunctional hydrogel-based supercapacitors. *Journal of Science: Advanced Materials and Devices*. Retrieved from <https://doi.org/10.1016/j.jsamd.2021.06.002>
- El-Gendy, D. M., Ghany, N. A. A., El Sherbini, E. E. F., & Allam, N. K. (2017). Adenine-functionalized Spongy Graphene for Green and High-Performance Supercapacitors. *Scientific Reports*, 7. Retrieved from <https://doi.org/10.1038/srep43104>

- He, W., Wang, C., Zhuge, F., Deng, X., Xu, X., & Zhai, T. (2017). Flexible and high energy density asymmetrical supercapacitors based on core/shell conducting polymer nanowires/manganese dioxide nanoflakes. *Nano Energy*, 35, 242–250. Retrieved from <https://doi.org/10.1016/j.nanoen.2017.03.045>
- Hu, N., Zhang, L., Yang, C., Zhao, J., Yang, Z., Wei, H., ... Xu, Z. J. (2016). Three-dimensional skeleton networks of graphene wrapped polyaniline nanofibers: An excellent structure for high-performance flexible solid-state supercapacitors. *Scientific Reports*, 6. Retrieved from <https://doi.org/10.1038/srep19777>
- Ke, Q., & Wang, J. (2016). Graphene-based materials for supercapacitor electrodes – A review. *Journal of Materiomics*. Retrieved from <https://doi.org/10.1016/j.jmat.2016.01.001>
- Khalid, M., Quispe, L. T., Pla Cid, C. C., Mello, A., Tumelero, M. A., & Pasa, A. A. (2017). The synthesis of highly corrugated graphene and its polyaniline composite for supercapacitors. *New Journal of Chemistry*, 41(11), 4629–4636. Retrieved from <https://doi.org/10.1039/c7nj00024c>
- Khzaeli, A., Godbille-Cardona, G., & Barz, D. P. J. (2020). A Novel Flexible Hybrid Battery–Supercapacitor Based on a Self-Assembled Vanadium-Graphene Hydrogel. *Advanced Functional Materials*, 30(21). Retrieved from <https://doi.org/10.1002/adfm.201910738>
- Lai, L., Chen, L., Zhan, D., Sun, L., Liu, J., Lim, S. H., ... Lin, J. (2011). One-step synthesis of NH₂-graphene from in situ graphene-oxide reduction and its improved electrochemical properties. *Carbon*, 49(10), 3250–3257. Retrieved from <https://doi.org/10.1016/j.carbon.2011.03.051>
- Mao, S., Yu, K., Chang, J., Steeber, D. A., Ocola, L. E., & Chen, J. (2013). Direct growth of vertically-oriented graphene for field-effect transistor biosensor. *Scientific Reports*, 3. Retrieved from <https://doi.org/10.1038/srep01696>
- Sadak, O. (2021). One-pot scalable synthesis of rGO/AuNPs nanocomposite and its application in enzymatic glucose biosensor. *Nanocomposites*, 7(1), 44–52. Retrieved from <https://doi.org/10.1080/20550324.2021.1917837>
- Sadak, O., Prathap, M. U. A., & Gunasekaran, S. (2019). Facile fabrication of highly ordered polyaniline–exfoliated graphite composite for enhanced charge storage. *Carbon*, 144, 756–763. Retrieved from <https://doi.org/10.1016/j.carbon.2018.12.062>
- Sadak, O., Sundramoorthy, A. K., & Gunasekaran, S. (2017). Highly selective colorimetric and electrochemical sensing of iron (III) using Nile red functionalized graphene film. *Biosensors and Bioelectronics*, 89, 430–436. Retrieved from <https://doi.org/10.1016/j.bios.2016.04.073>
- Sadak, O., Sundramoorthy, A. K., & Gunasekaran, S. (2018). Facile and green synthesis of highly conductive graphene paper. *Carbon*, 138, 108–117. Retrieved from <https://doi.org/10.1016/j.carbon.2018.05.076>
- Sadak, O., Wang, W., Guan, J., Sundramoorthy, A. K., & Gunasekaran, S. (2019). MnO₂ Nanoflowers Deposited on Graphene Paper as Electrode Materials for Supercapacitors. *ACS Applied Nano Materials*, 2(12), 4386–4394. Retrieved from <https://doi.org/10.1021/acsanm.9b00797>
- Shan, C., Yang, H., Han, D., Zhang, Q., Ivaska, A., & Niu, L. (2009). Water-soluble graphene covalently functionalized by biocompatible poly-L-lysine. *Langmuir*, 25(20), 12030–12033. Retrieved from <https://doi.org/10.1021/la903265p>
- Sollami Delekta, S., Smith, A. D., Li, J., & Östling, M. (2017). Inkjet printed highly transparent and flexible graphene micro-supercapacitors. *Nanoscale*, 9(21), 6998–7005. Retrieved from <https://doi.org/10.1039/c7nr02204b>
- Udayan, A. P. M., Sadak, O., & Gunasekaran, S. (2020). Metal-Organic Framework/Polyaniline Nanocomposites for Lightweight Energy Storage. *ACS Applied Energy Materials*, 3(12), 12368–12377. Retrieved from <https://doi.org/10.1021/acsaeam.0c02376>
- Wang, H., Lin, J., & Shen, Z. X. (2016). Polyaniline (PANi) based electrode materials for energy storage and conversion. *Journal of Science: Advanced Materials and Devices*. Retrieved from <https://doi.org/10.1016/j.jsamd.2016.08.001>
- Wang, W., Sadak, O., Guan, J., & Gunasekaran, S. (2020). Facile synthesis of graphene paper/polypyrrole nanocomposite as electrode for flexible solid-state supercapacitor. *Journal of Energy Storage*, 30, 101533. Retrieved from <https://doi.org/10.1016/j.est.2020.101533>
- Wu, L., Hao, L., Pang, B., Wang, G., Zhang, Y., & Li, X. (2017). MnO₂ nanoflowers and polyaniline nanoribbons grown on hybrid graphene/Ni 3D scaffolds by in situ electrochemical techniques for high-performance asymmetric supercapacitors. *Journal of Materials Chemistry A*, 5(9), 4629–4637. Retrieved from <https://doi.org/10.1039/c6ta10757e>
- Xia, J., Chen, F., Li, J., & Tao, N. (2009). Measurement of the quantum capacitance of graphene. *Nature Nanotechnology*, 4(8), 505–509. Retrieved from <https://doi.org/10.1038/nnano.2009.177>
- Xu, Y., Lin, Z., Huang, X., Liu, Y., Huang, Y., & Duan, X. (2013). Flexible solid-state supercapacitors based on three-dimensional graphene hydrogel films. *ACS Nano*, 7(5), 4042–4049. Retrieved from <https://doi.org/10.1021/nn4000836>
- Xu, Y., Lin, Z., Huang, X., Wang, Y., Huang, Y., & Duan, X. (2013). Functionalized graphene hydrogel-based high-performance supercapacitors. *Advanced Materials*, 25(40), 5779–5784. Retrieved from <https://doi.org/10.1002/adma.201301928>
- Xu, Y., Lin, Z., Zhong, X., Huang, X., Weiss, N. O., Huang, Y., & Duan, X. (2014). Holey graphene frameworks for highly efficient capacitive energy storage. *Nature Communications*, 5. Retrieved from <https://doi.org/10.1038/ncomms5554>
- Xu, Y., Sheng, K., Li, C., & Shi, G. (2010). Self-assembled graphene hydrogel via a one-step hydrothermal process. *ACS Nano*, 4(7), 4324–4330. Retrieved from <https://doi.org/10.1021/nn101187z>
- Xue, G., Zhong, J., Cheng, Y., & Wang, B. (2016). Facile fabrication of cross-linked carbon nanofiber via directly carbonizing electrospun polyacrylonitrile nanofiber as high performance scaffold for supercapacitors. *Electrochimica Acta*, 215, 29–35. Retrieved from <https://doi.org/10.1016/j.electacta.2016.08.063>
- Zhang, Li, & Zhao, X. S. (2009). Carbon-based materials as supercapacitor electrodes. *Chemical Society Reviews*, 38(9), 2520–2531. Retrieved from <https://doi.org/10.1039/b813846j>
- Zhang, Liling, Huang, D., Hu, N., Yang, C., Li, M., Wei, H., ... Zhang, Y. (2017). Three-dimensional structures of graphene/polyaniline hybrid films constructed by steamed water for high-performance supercapacitors. *Journal of Power Sources*, 342, 1–8. Retrieved from <https://doi.org/10.1016/j.jpowsour.2016.11.068>