

## Enhancement of Shear Strength in Lap Joints with Different Surface Patterns

Harun YAKA<sup>1\*</sup>, Levent SEMİZ<sup>2</sup>, Harun AKKUŞ<sup>3</sup>

<sup>1</sup>Amasya University, Mechanical Engineering Department, Amasya, Türkiye

<sup>2</sup>Amasya University, Department of Chemistry and Chemical Processing Technology, Amasya, Türkiye

<sup>3</sup>Niğde Ömer Halisdemir University, Department of Automotive Technology, Niğde, Türkiye

<sup>1</sup><https://orcid.org/0000-0003-4859-9609>

<sup>2</sup><https://orcid.org/0000-0002-3218-4663>

<sup>3</sup><https://orcid.org/0000-0002-9033-309X>

\*Corresponding author: harun.yaka@amasya.edu.tr

### Research Article

#### Article History:

Received: 03.10.2022

Accepted: 24.02.2023

Published online: 05.07.2023

#### Keywords:

Shear strength

Epoxy

Lap joint

Surface pattern

CNC

### ABSTRACT

In this study, surface patterning with CNC vertical machining center was applied to the aluminum surface for the enhancement of the shear strength of the epoxy-bonded lap joints. It was found that the pattern shape affected shear strength and among vertical, square, horizontal, 45 degree and diamond patterns, 45-degree provided the highest shear strength of 24.6 MPa. Moreover, the pattern features also affected the shear strength. A decrease in the depth led to slightly lower shear strength, whereas an increase in the depth gave a slight enhancement. The optimum depth was found as 300 µm and the obtained shear strength was calculated as 25.5 MPa. Additionally, an increase in the width length led to lower shear strength. On the other hand, a decrease in the width length provided higher shear strength. The increment became smaller as the width length increased. Also, after a point, the trend reversed and the shear strength decrease slightly. The optimum width length and the corresponding shear strength were found as 1.0 mm and 28.0 MPa, respectively.

## Farklı Yüzey Desenli Bindirmeli Bağlantılarda Kesme Mukavemetinin İyileştirilmesi

### Araştırma Makalesi

#### Makale Tarihiçesi:

Geliş tarihi: 03.10.2022

Kabul tarihi: 24.02.2023

Online Yayınlanma: 05.07.2023

#### Anahtar Kelimeler:

Kesme mukavemeti

Epoksi

Bindirmeli bağlantı

Yüzey deseni

CNC

### ÖZ

Bu çalışmada, epoksi ile bağlanmış bindirmeli bağlantıların kayma mukavemetinin artırılması amacıyla, alüminyum yüzeylere CNC ile yüzey desenleme işlemi uygulanmıştır. İşleme şeklinin kayma mukavemetini etkilediği görülmüş ve dikey, kare, yatay, 45 derece ve baklava şekillerinden 45 derece şeklinin 24,6 MPa ile en yüksek mukavemeti verdiği gözlenmiştir. Ayrıca şekil özelliklerinin de mukavemeti etkilediği anlaşılmıştır. Derinlikteki azalma daha düşük kayma mukavemetine yol açarken, artma ise daha yüksek değerler sağlamıştır. Optimum derinlik 300 µm olarak bulunmuş ve elde edilen kayma mukavemeti 25,5 MPa olarak hesaplanmıştır. Bunların yanı sıra, şekil genişliğinin artması daha düşük mukavemete yol açmıştır. Diğer yandan genişliğin azalması ise daha yüksek mukavemet sağlamıştır. Ayrıca, bir noktadan sonra trend tersine dönmüş ve mukavemette azalma gözlenmiştir. Optimum genişlik ve sağladığı kayma mukavemeti sırasıyla 1,0 mm ve 28,0 MPa olarak bulunmuştur.

**To Cite:** Yaka H., Semiz L., Akkuş H. Enhancement of Shear Strength in Lap Joints with Different Surface Patterns. Osmaniye Korkut Ata Üniversitesi Fen Bilimleri Enstitüsü Dergisi 2023; 6(2): 1469-1480.

## 1. Introduction

Lap joints are more advantageous than traditional methods such as welding, riveting, or bolt joints since they provide lighter structure designs, good stress distribution, and short application time with lower costs (Hunter et al., 2017). Unlike the lap joints, the biggest disadvantage of bolted nut connections is that the fasteners increase the weight of the system. In addition, since the fasteners are generally made of steel and its alloys, they are subject to corrosion according to the working environments. This reduces the life of the connection system (Böhm et al., 2022).

In lap joints, epoxy adhesives have been utilized to join the metal parts in various industries such as civil infrastructure, automotive, marine engineering, and aerospace (Ayatollahi et al., 2017). They have ease of application and can apply to large surface areas (Wang et al., 2016). However, they suffer from cracking both in the epoxy layer and between epoxy-substrate interfaces when they are exposed to shear strength. The most common cracking occurs in the interface. Hence, it is important to enhance the epoxy-substrate surface interaction to increase the shear strength. Since it is well known that surface features and treatments play an important role in this interaction, various studies have been conducted on the surface treatments such as sandblasting, sandpaper polishing, sanding, shot blasting, surface patterning (longitudinal grooves, transverse grooves, dimples and grids), grit blasting, electrical discharge, plasma treatment, chemical (acid (HCl, nitric acid, sulfuric acid/sodium dichromate, chromic acid etchings), NaOH etching, photopolymerization grafting, polymer coating), electrochemical phosphoric acid anodizing, forest product laboratory etching, sulfuric acid anodizing, laser treatment (laser surface texturing, laser-induced line patterning, fiber laser treatment), zirconium conversion treatment, silane treatment, alkaline degreasing, vibratory shot peening, anodizing with vibrational shot peening, aluminum patching, composite layer production by an in-situ reaction synthesis, embedding a wavy net-like thermoplastic insert, micro-mesh printing, surface functionalization (Wang et al., 2017; Nemati et al., 2018; Coban et al., 2019; Feng et al., 2019; Kwon et al., 2019; Mehr et al., 2019; Morfini et al., 2019; Pizzorni et al., 2019; Rudawska et al., 2019; Shokrian et al., 2019; Akiyama et al., 2020; Baby et al., 2020; Bangash et al., 2020; Bora et al., 2020; Delzendehrooy et al., 2020; Kanani et al., 2020; Li et al., 2020; Mandolfino et al., 2020; Pawlik et al., 2020; Sim et al., 2020; Sorrentino et al., 2020; Sun et al., 2020; Van Dam et al., 2020; Xie et al., 2020; Yudhanto et al., 2020; Zhang et al., 2020; Suzuki et al., 2021; Tuovinen et al., 2021; Safari et al., 2022). They have focused on increasing the surface roughness of the substrate and enhancing the mechanical interlocking between epoxy and substrate to improve their interaction by increasing the surface area of the substrate. Among these treatments, surface patterning is advantageous due to ease of application, high precision control on parameters, reproducibility, and cost-effectiveness. It has been observed that generally sandblasting and chemical abrasions are used to increase the surface roughness. It was determined that the method of increasing the surface roughness with the surface pattern was not used. Surface patterning can be easily obtained by surface machining with a computer

numerical control (CNC) machine. Moreover, by CNC, different patterns can be applied to the surface. Furthermore, pattern features should be optimized since very small features prevent thick and viscous adhesive solution from penetrating microcavities on the surface during the curing period of the adhesive. Thus, dilution or pretreatment of the adhesive solution should be needed for these surfaces (Wang et al., 2017). To avoid this extra treatment, the feature size could be adjusted and full penetration of the adhesive into these features can be acquired.

In this study, various surface patterns were processed with a CNC machine onto the aluminum surface to achieve high shear strength for the lap joints bonded with epoxy adhesives. The dependency of the shear strength to epoxy/hardener ratio, the pattern shape and features were also evaluated. The most suitable epoxy/hardener ratio and the most suitable surface pattern were determined.

## 2. Materials and Methods

### 2.1. Materials

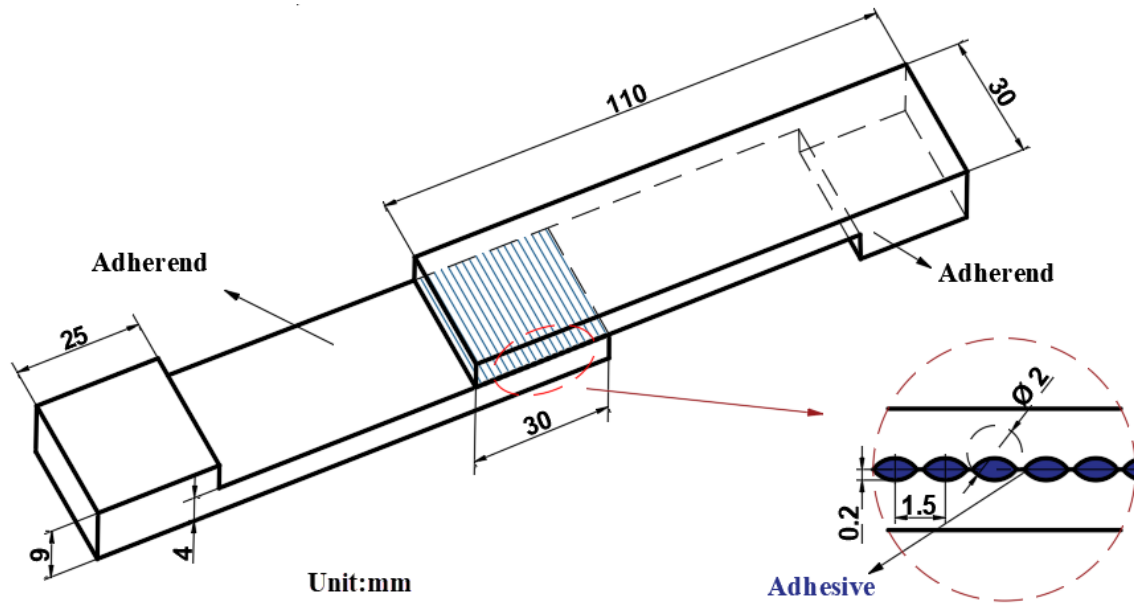
Lap joint test specimens were made from Al 7075-T6. Its chemical and mechanical properties can be seen in Table 1. The Demarin Epo 300 brand epoxy-based adhesive was utilized for the adhesion of the lap joints. Ethanol and acetone were obtained from Sigma-Aldrich (Merck) and used as received.

**Table 1.** The chemical and mechanical properties of Al 7075-T6

Mechanical Properties		Chemical composition (%)	
Tensile stress (MPa)	570	Zn	5.50
Yield stress (MPa)	505	Si	0.13
Density (kg m <sup>-3</sup> )	2810	Mn	0.30
Elongation (%)	11	Cr	0.28
Hardness (HB)	102	Ti	0.20
Elastic modulus (N mm <sup>-2</sup> )	72000	Cu	2
Poisson Ratio	0,33	Mg	2.9
		Al	88.69


### 2.2. Substrates and Surface Preparation

The shear strength test specimens were produced from Al 7075-T6. The dimensions of the specimen can be seen in Fig. 1.




**Figure 1.** The sketch of the shear strength test specimen

To achieve enhanced bonding strength, substrate surfaces were processed with Pro-X PPF-22020 2F spherical carbide end mill cutter having a diameter of 2 mm. For the cutting parameters, the cutting speed was adjusted as  $58 \text{ m}\cdot\text{min}^{-1}$  and the feed rate in the x, y, and z axis was utilized as 350, 350 and  $300 \text{ mm}\cdot\text{min}^{-1}$ . The depth of the end mill cutter indentation was 0.2 mm. The surface patterns were processed with TAKUMA JVH-710 CNC vertical machining center (Fig. 2). The sketches of the surface patterns can be seen in Fig. 3. Burnishing was applied to the test specimen surface after surface patterning. The surface of the specimen was cleaned with ethanol and acetone before utilization to prevent dirt and oil occurrence on the test specimen surface.




**Figure 2.** Machining of samples on CNC machine, a) the CNC vertical machining center utilized for the surface patterns, b) the image of the machining adherend



**Figure 3.** The sketches of the surface patterns

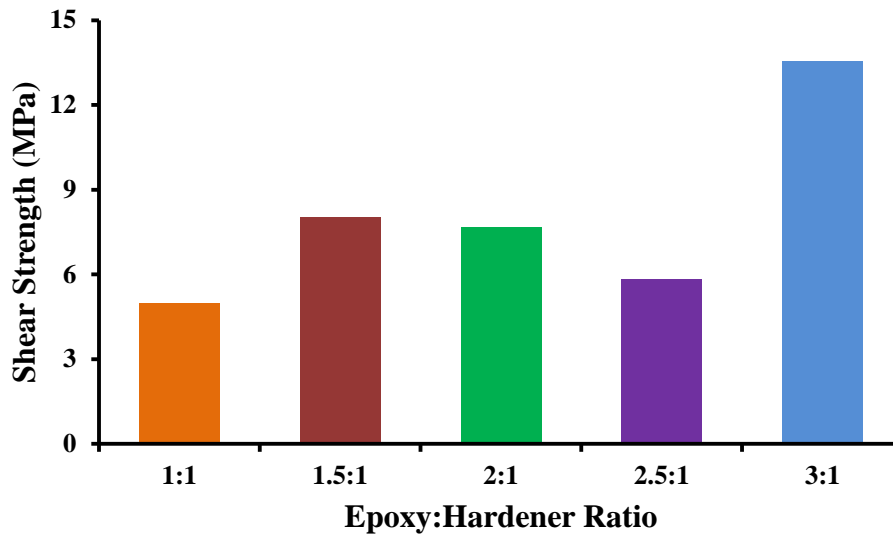
### 2.3. Shear Strength Test

The shear strength tests were conducted via the Alşa test machine (Fig. 4) with a displacement rate of  $2 \text{ mm min}^{-1}$ .



**Figure 4.** The shear strength test machine

### 3. Results and Discussion



**Figure 5.** The effect of epoxy/hardener ratio on the shear strength

It is well known that surface characteristics have an important role in the adhesion of epoxy to the adherent surface. The mechanical interlocking between epoxy and an adherent surface interface can enhance adhesion strength. Thus, improving the mechanical interlocking can play an important role in the enhancement of joint strength. The improvement in mechanical interlocking can be obtained by surface treatment (Baburaj et al., 2007). Thus, for this purpose, various patterns were processed onto the aluminum surface to achieve higher adhesion strength between the epoxy and the aluminum surface for the enhancement of lap joint shear strength (Fig. 6). The shape and direction of the patterns were differentiated to find the best pattern that could demonstrate highest shear strength in the lap shear tests. Surface roughnesses against the shear stress direction increase the peel strength (Van Dam et al., 2020). Different shapes engraved on the surfaces change the surface roughness and shape of the roughness. The effects of pattern shape and direction could be easily seen in Fig. 7. The lowest shear strength was observed for the horizontal pattern and found as 16.9 MPa. Moreover, the shear strength increased as the pattern shape was changed to square, vertical, and diamond patterns, and it was calculated as 19.9, 21.9, and 23.0 MPa, respectively. The highest value was observed for 45-degree patterns and it was measured as 24.6 MPa. The results showed that surface patterning affected the shear strength of epoxy-bonded lap joints and the values depended on the pattern shape. With this result, the adhesion strength of sandpaper polished substrate was increased by 81% after being processed with 45-degree patterns.




Figure 6. The surface patterns of the lap joints

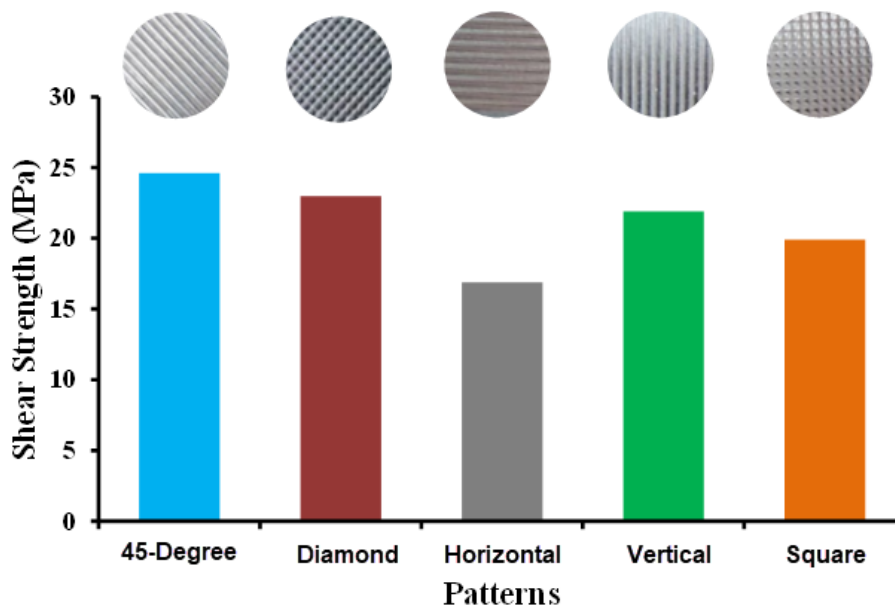


Figure 7. Shear strength test results of various surface-shaped specimens

Besides the surface pattern shape, the pattern dimensions could also affect the adhesion strength of the epoxy onto the aluminum surface. To examine the dimension effect, the pattern of 45 degrees that provided the highest shear strength was utilized with lower and higher widths and depths. It can be seen from Fig. 8 that, an increase in the depth provided slight enhancement whereas a decrease in the depth led to slightly lower shear strength. From this result, it could be concluded that the depth of the pattern affected the shear strength slightly and 300  $\mu\text{m}$  could be regarded as the optimum depth for the epoxy application with a shear strength of 25.5 MPa. On the other hand, the width length demonstrated more effect on the shear strength. As the width length decreased, the roughness and area of the metal surface increased. Thus, the epoxy had more surface area to interact and the adhesion

between epoxy and metal surface was enhanced (Kanani et al., 2020). This increase provided a positive impact on the shear strength. When width lengths were 2.5, 2.0, 1.5, and 1.0 mm, the shear strengths were found as 20.3, 24.6, 27.1, and 28.0 MPa, respectively. Moreover, the increment became smaller as the width length increased. Also, after a point, the trend reversed and the shear strength decreased slightly. This may be due to the epoxy penetration problem into the channels having lower dimensions. When the dimensions decreased, the viscous epoxy could not effectively fill the channels and voids and air bubbles occurred. The epoxy-metal surface interaction suffered from this condition and the shear strength decreased (Rudawska et al., 2019). Moreover, the increase in the width length led to a decrease in the shear strength. Since fewer channels with higher dimensions provided lower roughness and surface area for the epoxy adhesion, the adhesion strength decreased and the shear strength value also showed decrement.

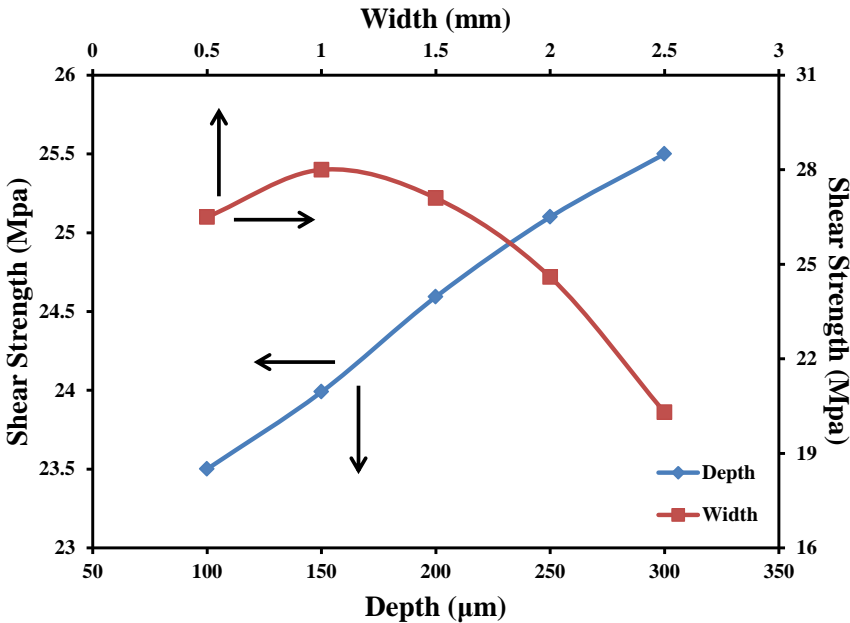


Figure 8. Best shape with different channel widths and depth

4. Conclusion

Various surface patterns were processed with CNC vertical machining center on an aluminum surface to increase the shear strength of the lap joints bonded with epoxy adhesives. It was found that the shear strength was pattern-shape dependent. Among the patterns vertical, square, horizontal, 45 degrees and diamond patterns, 45 degrees were utilized, and 45 degrees demonstrated the highest enhancement. The shear strength increased from 13.6 to 24.6 MPa after the application of 45-degree patterns. Moreover, it was found that the pattern features also affect the shear strength. A decrease in the depth led to slightly lower shear strength, whereas an increase in the depth provided slight enhancement.



The optimum depth was found as 300  $\mu\text{m}$  and the obtained shear strength was calculated as 25.5 MPa. Furthermore, an increase in the width length led to a decrease in the shear strength. On the other hand, a decrease in the width length provided higher shear strength. The increment became smaller as the width length increased. Also, after a point, the trend reversed and the shear strength decrease slightly. The optimum width length and the corresponding shear strength were found as 1.0 mm and 28.0 MPa, respectively. These results showed that patterning can enhance the shear strength of the lap joints bonded with epoxy adhesives.

### **Acknowledgments**

This study was supported by Amasya University Scientific Research Coordination Unit under project number FMB-BAP 20-0436.

### **Statement of Conflict of Interest**

The authors have declared no conflict of interest.

### **Author's Contributions**

The authors contributed equally.

### **References**

- Akiyama H., Fukata T., Sato T., Horiuchi S., Sato C. Influence of surface contaminants on the adhesion strength of structural adhesives with aluminum. *The Journal of Adhesion* 2020; 96(15): 1311-1325.
- Ayatollahi MR., Nemati Giv A., Razavi SMJ., Khoramishad H. Mechanical properties of adhesively single lap-bonded joints reinforced with multi-walled carbon nanotubes and silica nanoparticles. *Journal of Adhesion* 2017; 93(11): 896-913.
- Baburaj EG., Starikov D., Evans J., Shafeev GA., Bensaoula A. Enhancement of adhesive joint strength by laser surface modification. *International Journal of Adhesion and Adhesives* 2007; 27(4): 268-276.
- Baby M., Periya VK., Sankaranarayanan SK., Maniyeri SC. Bioinspired surface activators for wet/dry environments through greener epoxy-catechol amine chemistry. *Applied Surface Science* 2020; 505: 144414.
- Bangash MK., Casalegno V., Das AK., des Ambrois SDLP., Ferraris M. Surface machining of Ti6Al4V by means of micro-electrical discharging to improve adhesive joining. *Journal of Materials Processing Technology* 2020; 286: 116813.

- Bora MÖ., Çoban O., Akman E., Oztoprak BG., Kutluk T. Comparison of novel surface treatments of Al 2024 alloy for al/cfrp adhesive bonded joints. *International Journal of Adhesion and Adhesives* 2020; 103: 102721.
- Böhm M., Vaněrek J., Procházka J., Jerman M., Černý, R. Determination of tensile shear strength of lap joints of planed and sanded beech wood. In *AIP Conference Proceedings* 2022, November; 2611(1): 040009. AIP Publishing LLC.
- Coban O., Akman E., Bora MÖ., Genc Oztoprak B., Demir A. Laser surface treatment of CFRP composites for a better adhesive bonding owing to the mechanical interlocking mechanism. *Polymer Composites* 2019; 40(9): 3611-3622.
- Delzendehrooy F., Ayatollahi MR., Akhavan-Safar A., da Silva LFM. Strength improvement of adhesively bonded single lap joints with date palm fibers: Effect of type, size, treatment method and density of fibers. *Composites Part B: Engineering* 2020; 188: 107874.
- Feng Z., Zhao H., Tan C., Zhu B., Xia F., Wang Q., Song X. Effect of laser texturing on the surface characteristics and bonding property of 30CrMnSiA steel adhesive joints. *Journal of Manufacturing Processes* 2019; 47: 219-228.
- Hunter R., Möller J., Vizán A., Pérez J., Molina J., Leyrer J. Experimental study of the effect of microspheres and milled glass in the adhesive on the mechanical adhesion of single lap joints. *The Journal of Adhesion* 2017; 93(11): 879-895.
- Kanani AY., Hou X., Ye J. A novel dissimilar single-lap joint with interfacial stiffness improvement. *Composite Structures* 2020; 252: 112741.
- Kwon DJ., Kim JH., Kim YJ., Kim JJ., Park SM., Kwon IJ., Park JM. Comparison of interfacial adhesion of hybrid materials of aluminum/carbon fiber reinforced epoxy composites with different surface roughness. *Composites Part B: Engineering* 2019; 170: 11-18.
- Li X., Ehrhardt M., Lorenz P., Han B., Lai S., Zimmer K., Ni X. Influence of surface treatment with infrared nanosecond laser on adhesion performance of adhesion-bonded carbon fiber/epoxy composite. *Journal of Adhesion Science and Technology* 2020; 34(13): 1399-1425.
- Mandolino C., Obeidi M., Lertora E., Brabazon D. Comparing the adhesion strength of 316L stainless steel joints after laser surface texturing by CO2 and fiber lasers. *The International Journal of Advanced Manufacturing Technology* 2020; 109(3): 1059-1069.
- Mehr ME., Aghamohammadi H., Abbandanak SH., Aghamirzadeh GR., Eslami-Farsani R., Siadati SMH. Effects of applying a combination of surface treatments on the mechanical behavior of basalt fiber metal laminates. *International Journal of Adhesion and Adhesives* 2019; 92: 133-141.
- Morfini I., Goglio L., Belingardi G., Nassar SA. Effect of autoclave cure time and bonded surface roughness on the static and fatigue performance of polyurethane film Adhesive Single lap joints. *International Journal of Adhesion and Adhesives* 2019; 92: 37-43.

- Nemati Giv A., Ayatollahi MR., Razavi SMJ., Khoramishad H. The effect of orientations of metal macrofiber reinforcements on mechanical properties of adhesively bonded single lap joints. *The Journal of Adhesion* 2018; 94(7): 541-561.
- Pawlik M., Lu Y., Le H. Effects of surface modification and graphene nanoplatelet reinforcement on an adhesive joint of aluminum alloys. *International Journal of Adhesion and Adhesives* 2020; 99: 102591.
- Pizzorni M., Lertora E., Gambaro C., Mandolino C., Salerno M., Prato M. Low-pressure plasma treatment of CFRP substrates for epoxy-adhesive bonding: an investigation of the effect of various process gases. *The International Journal of Advanced Manufacturing Technology* 2019; 102(9): 3021-3035.
- Rudawska A., Zaleski K., Miturska I., Skoczylas A. Effect of the application of different surface treatment methods on the strength of titanium alloy sheet adhesive lap joints. *Materials* 2019; 12(24): 4173.
- Safari A., Farahani M., Ghabezi P. Experimental study on the influences of different surface treatment processes and adhesive type on the aluminum adhesive-bonded joint strength. *Mechanics Based Design of Structures and Machines* 2022; 50(7): 2400-2413.
- Shokrian MD., Shelesh-Nezhad K., Najjar R. The effects of Al surface treatment, adhesive thickness and microcapsule inclusion on the shear strength of bonded joints. *International Journal of Adhesion and Adhesives* 2019; 89: 139-147.
- Sim KB., Baek D., Shin JH., Shim GS., Jang SW., Kim HJ., Roh JU. Enhanced surface properties of carbon fiber reinforced plastic by epoxy-modified primer with plasma for automotive applications. *Polymers* 2020; 12(3): 556.
- Sorrentino L., Marfia S., Parodo G., Sacco E. Laser treatment surface: An innovative method to increase the adhesive bonding of ENF joints in CFRP. *Composite Structures* 2020; 233: 111638.
- Sun F., Pruncu CI., Penchev P., Jiang J., Dimov S., Blackman BRK. Influence of surface micropatterns on the mode I fracture toughness of adhesively bonded joints. *International Journal of Adhesion and Adhesives* 2020; 103: 102718.
- Suzuki A., Noritake K., Takata N., Kobashi M. Joint strength of Fe/epoxy resin hybrid structure via porous Fe/TiB<sub>2</sub> composite layer synthesized by in-situ reaction process. *Journal of Materials Processing Technology* 2021; 288: 116843.
- Tuovinen J., Salstela J., Karim MR., Koistinen A., Suvanto M., Pakkanen TT. High adhesion between aluminum and unsaturated polyester through hierarchical surface patterning. *The Journal of Adhesion* 2021; 97(5): 417-437.
- Van Dam JPB., Abrahami ST., Yilmaz A., Gonzalez-Garcia Y., Terry H., Mol JMC. Effect of surface roughness and chemistry on the adhesion and durability of a steel-epoxy adhesive interface. *International Journal of Adhesion and Adhesives* 2020; 96: 102450.

- Wang B., Bai Y., Hu X., Lu P. Enhanced epoxy adhesion between steel plates by surface treatment and CNT/short-fibre reinforcement. *Composites Science and Technology* 2016; 127: 149-157.
- Wang B., Bai Y., Hu X., Lu P. Shear strength of the epoxy adhesive joint between steel substrates with indented patterns. *The Journal of Adhesion* 2017; 93(9): 657-666.
- Xie Y., Yang B., Lu L., Wan Z., Liu X. Shear strength of bonded joints of carbon fiber reinforced plastic (CFRP) laminates enhanced by a two-step laser surface treatment. *Composite Structures* 2020; 232: 111559.
- Yudhanto A., Almulhim M., Kamal F., Tao R., Fatta L., Alfano M., Lubineau G. Enhancement of fracture toughness in secondary bonded CFRP using hybrid thermoplastic/thermoset bondline architecture. *Composites Science and Technology* 2020; 199: 108346.
- Zhang Y., Hasegawa K., Kamo S., Takagi K., Takahara A. Enhanced adhesion effect of epoxy resin on carbon fiber-reinforced Poly (ether ether ketone) via surface-initiated photopolymerization of glycidyl methacrylate. *Polymer* 2020; 209: 123036.