

Field : Coaching

Type : Research Article

Received: 01.10.2016 – Accepted: 06.12.2016

Effect of Iron Bisglycinate on Muscle Strength in Weightlifting

Zafar Iqbal BUTT, Muhammad Abdul Jabar ADNAN

Department of Sport Science and Physical Education, University of the Punjab, Lahore, PAKISTAN

Email: zafarbutt666@hotmail.com

Abstract

Iron is an unconditional necessity for nearly everyone's life, together with human being and the majority bacterial groups, both animals and plants utilize iron; therefore, iron is available in a broad diversity of foodstuff resources. For managing Iron Deficiency with maximum absorption and safety Iron Bisglycinate Chelate (Ferrochel) can be used which is Protein Chelated Iron. Weightlifting, likewise termed Olympic-style weightlifting is an athletic sort in the contemporary Olympic package in which the competitor endeavors a greatest weight single lift of a barbell encumbered by means of weight plates. This study was conducted on elite class Weightlifters of Pakistan with an objective to measure the effects of Iron Bisglycinate on increase in muscle strength and power which was measured through the change in lifting best total of weightlifters. A total No. of 40 weightlifters were selected and divided into two groups as experiment and control group and one treated with ferrochel whereas other group with placebo and found a marked change in average lifting best total (21.5Kg) and average blood hemoglobin level (5.09gm/dL) of experiment group in comparison to control group. On behalf of these results, researchers suggest that there should be proper supplementation of Iron Bisglycinate Chelate to all strength sports players for better outcomes in their strength sports outcomes.

Keywords: Weightlifting, Iron Bisglycinate, Muscle strength, Ferrochel

Introduction

A vital nutrient is that nutrient which is obligatory for usual function of human body that both may not be manufactured in the body by any means, or cannot be produced in sufficient quantity for better health for example choline, niacin, thus have to be get from a nutritional resource. Indispensable nutrients may too described by the combined physiological proof for their significance in the nutrition because described in US government permitted charts for Reference Intake of Diet (Lutz *et al.*, 2014). Iron is an unconditional necessity for nearly everyone's life, together with human being and the majority bacterial groups, both animals and plants utilize iron; therefore, iron is available in a broad diversity of foodstuff resources (Hoeger *et al.*, 2014). For managing Iron Deficiency with maximum absorption and safety Iron Bisglycinate Chelate (Ferrochel) can be used which is Protein Chelated (Kwiecień *et al.*, 2015).

Weightlifting, likewise termed Olympic-style weightlifting, is an athletic sort in the contemporary Olympic package in which the competitor endeavors a greatest weight single lift of a barbell encumbered by means of weight plates. The two rival lifts all together are the snatch and the clean and jerk. Every weightlifter gets three efforts in respectively, and the joined aggregate of the most astounding two effective lifts decides the general result within of a bodyweight classification. Bodyweight classifications are distinctive for males and females. A weightlifter who fall through to finish no less than one effective snatch and one fruitful clean and jerk similarly flops to aggregate, and subsequently gets faulty admittance for the competition.

This study was conducted on elite class Weightlifters of Pakistan as they all were doing their work out on same place with no disease or infirmity with an objective to measure the effects of Iron Bisglycinate on increase in muscle strength and power which was measured through the change in lifting best total of weightlifters.

Literature Review

A few types of indispensable nutrients comprise of vitamins, crucial fatty acids, indispensable amino acids and dietary minerals (Stegeman, 2014). Special groups contain very dissimilar necessary nutrients e.g. nearly all mammals produce their individual vitamin C, and as a result not believed as an important part of diet for those groups but ascorbic acid is vital nutrient for everybody, who need outer supply of vitamin C (Lutz *et al.*, 2014).

A number of vital nutrients in large extent are lethal; in a symbolic nutrition a few may be taken in quantities bigger than compulsory, without displaying any unexpected result, Vitamin B₃ (either niacin or niacinamide) has astonishing character that minor toxicity of an essence which has such absolute physiological influence, a small nip of 5mg on daily basis, is sufficient to stay a person away from hurting with pellagra, however there is no threat of toxicity even using it ten thousand times greater than normal (Rolfes, 2014). Plant oriented metals or animal cells and tissue in little numbers which are crucial element of diet and physiology are called trace metals, intake of which or disclosure to them in surplus amount is frequently lethal, though, inadequate tissue or plasma intensity of trace metals may result pathological disarray as in the case of iron and trace metals comprise of lithium, chromium, nickel, cobalt, copper, selenium, molybdenum, vanadium, arsenic, iron, manganese, zinc, magnesium etc. (Harborne, 2014).

Iron is an important ingredient of the haem molecule that connected by globulins in the bone marrow which is helpful to manufacture hemoglobin, flowing hemoglobin in an adequate quantity is momentous to transport O_2 taking the breathe in air to exercising muscle that is disbursed through metabolic mechanism as a cause of vitality for oxidizing element (mainly carbohydrates and fats); equation of Fick explains it, volume of oxygen (VO_2) by means of the cardiac output effect (or flow of blood circulation) in addition to the elimination of oxygen through the divergent cells⁷. It is ascertained such as the difference amongst the oxygen mollified in vessels looming the cell and that of the venous efflux leaving it (or $Ca - Cv$), the component in this circumstance particularly dependent on convergence of blood hemoglobin and as a result, adequate iron stores is Ca , alongside a nearby affiliation is empirical amongst the utmost ability of the contracting skeletal muscle and blood vessel oxygen substance to devour oxygen (Moser, 2014).

Indeed, even little reduction in hemoglobin level may adversely impact work-out capacity, an immediate association is originated between treadmill work-out time and hemoglobin level, expressing to a 20% decrease in practicing time in individuals with a concentration of hemoglobin amid 11.0g/dL to 11.9g/dL as assessed with individuals having a hemoglobin convergence of more prominent than 13.0g/dL (Helms, 2014). Associated outcomes have been established in individuals encountering incessant phlebotomies to produce anemia (Stephen, 2014).

It is prescribed that competitors with the issue of iron-insufficiency anemia ought to be dealt through oral iron apposite dosages (Hinton, 2014). Although there is divergence exists, most authorities recommend supplementation of iron for players who have been acknowledged to have hypoferritinemia devoid of anemia so the effect of this state on feat has not been well distinct, this commendation is carried by opinions that (a) this state influence players to clear anemia, (b) supplementation of iron will incite an increase in hemoglobin in those people which are slight amount of anemia, and (c) iron paucity which is showing no sign of anemia might have a pessimistic effect on general wellbeing, together with weaken mental performance in addition to amplified vulnerability to infectivity (Hinton, 2014).

The process of dietetic iron absorption is a dynamic and irregular in nature, quantity of iron immersed in the body as contrast to the quantity taken is characteristically low, it may vary from 5% to 35% conditional on situations and kind of iron and the effectiveness with which iron is absorbed along with its source, dietary iron absorption in the form of iron salt (in case of the majority supplements) differs to some extent according to the need of body and is generally between 10 to 20% of iron ingestion (Smith, 2014). Iron Absorption through animal foodstuffs, and from a few plant foods, is in shape of heme iron, which is more effective, permitting assimilation of from 15- 35% of ingestion (Smith, 2014).

Iron is drenched in duodenum through enterocytes of duodenal coating which is engaged fit as a fiddle of sustenance or supplements, like the lion's share of mineral nutrients these cells have one of a kind particle that grant them to mobile iron into the body to support assimilation, iron engaged by diet might be ingested as segment of a protein for instance haem protein or must be as ferrous Fe^{2+} (Andrews, 1999). Ferric reductase on the enterocytes brush perimeter decreases ferric (Fe^{3+}) to ferrous (Fe^{2+}) (Andrews, 1999).

Iron Bisglycinate Chelate (Ferrochel) is Protein Chelated Iron to deal with the Iron dearth with extreme captivation and wellbeing (Kwiecień, 2015). According to the World Health Organization (WHO), people more than 1.3 billion are anguish from iron scarcity anemia (Herynk, 2014). Consequently, supplements of iron have been extensively utilized in try to

elevate ferritin mark to rectify iron insufficiency; though, inorganic supplementation of iron for example ferrous sulfate still has stumpy bioavailability and characteristically generates detrimental harms likewise gastric problem and vomiting (Kozlowski et al., 2014).

Amazingly high dose of Iron may likewise be really toxic, its capacity to share electrons demonstrates that iron presence is free inner part of the cell, one of the cause of damage to a wide range of cellular developments because iron might catalyze the variation of hydrogen peroxide into free radicals, and in the long run kill the cell thus to stay away from such kind of damage, whole alive creature that use iron ascribe the atoms of iron to proteins and this sturdiness licenses cells to acquire benefit from iron whereas also limiting its inclination to do harm (Andrews, 1999; Conrad, 2000).

Methodology

- 1 40 best males in good physical shape Weightlifters the age amid 20 - 24 years and their body weight ranges from 77kg to 94kg were nominated from diverse weightlifting clubs in training camp in Lahore, Pakistan.
- 2 Complete information of all the participants was built up in arranged structure.
- 3 Lifting best total in weightlifting events (Snatch and Clean + Jerk) and blood hemoglobin level was measured and recorded through pathological evaluation in pretest.
- 4 All participants were separated in two groups by isolating 20 weightlifters in every group entitled as Group I and Group II of equally similar physical conditions and on behalf of their 1RM in snatch and clean + jerk total in pretest.
- 5 A weekly generalized sport specific exercise program was established for players and this program was applied on both groups for eight times in two months
- 6 Two capsules in split dosage of Ferrochel were given to Group A wherever there was 130mg of protein chelated Iron (Iron Bisglycinate chelate) in every capsule alike to 26mg of essential Iron. Which will be supervised through registered pharmacist, medical practitioner along with other paramedical staff. In the meantime, Group B was treated with placebo through technique of single blind with due ethical procedure.
- 7 After two-month treatment, posttest study was conducted and change in lifting best total (1RM) of weightlifting events was measured with the change in blood hemoglobin level. A comparative research was made on results of change in lifting best total from pretest to post test and alike assessment of blood hemoglobin level was too made from pretest and post test blood hemoglobin.

Results

The supplementation of Iron Bisglycinate Chelate (Ferrochel) was given to Group I along with application of two months' exercise package. Extraordinary increase was found in both blood hemoglobin level and 1RM of lifting best aggregate in Group I members whom were given Lactofer-S. Group I players showed increase in 1RM aggregate 21.50kg (Fig. 1) with %age increment of 3.81% (Fig. 2), while increase in blood hemoglobin level was 5.09 gm/dL (Fig. 3).

Group II players who were treated with placebo showed a minor or insignificant raise in their lifting best aggregate/1RM of Snatch and Clean & Jerk alongside minor increment in blood hemoglobin level (gm/dL). Increase in 1RM aggregate of Group II weightlifting Players was only 2.94kg (Fig. 1) with %age increment of 0.41% (Fig. 2), while increase in blood hemoglobin level was only 0.028 gm/dL (Fig. 3).

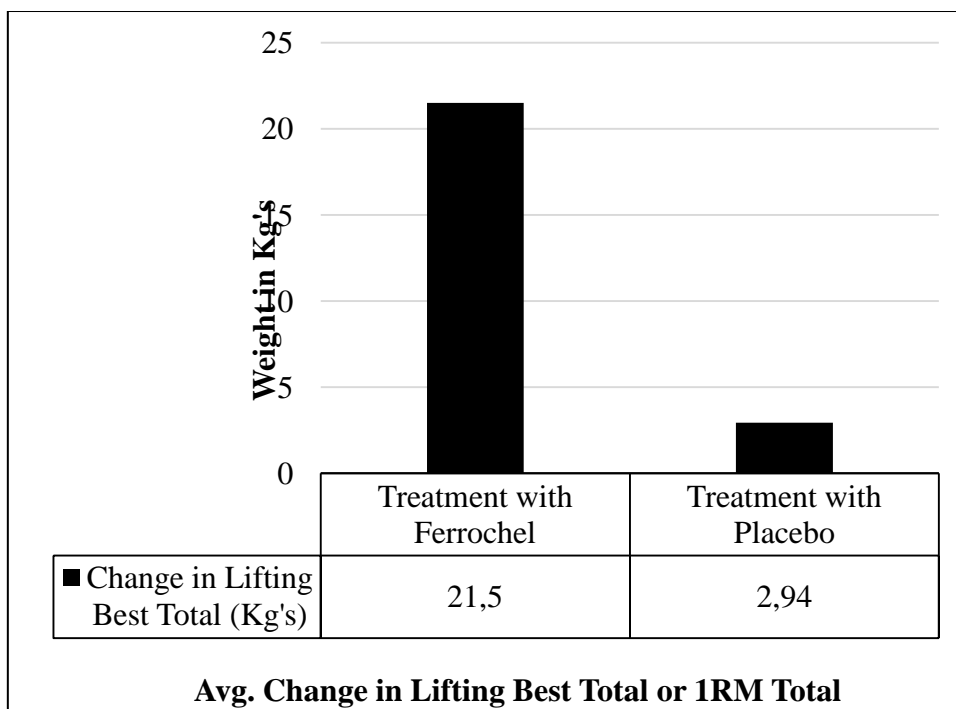


Fig 1. Average Change in Lifting Best Total or 1RM Total of Weightlifters

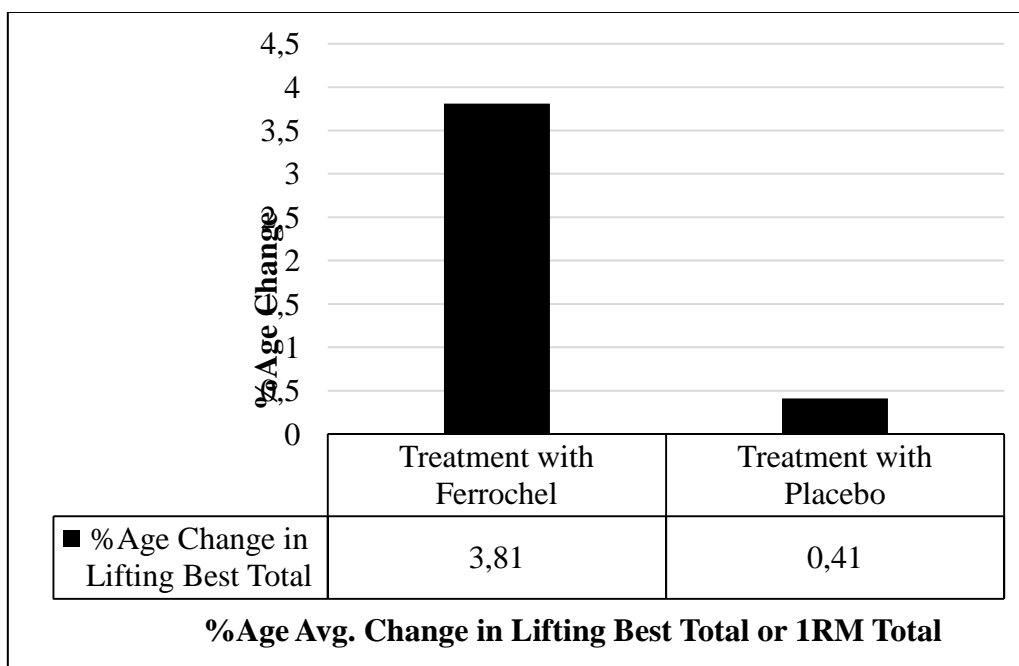


Fig 2. % Age Average Change in Lifting Best Total or 1RM Total of Weightlifters

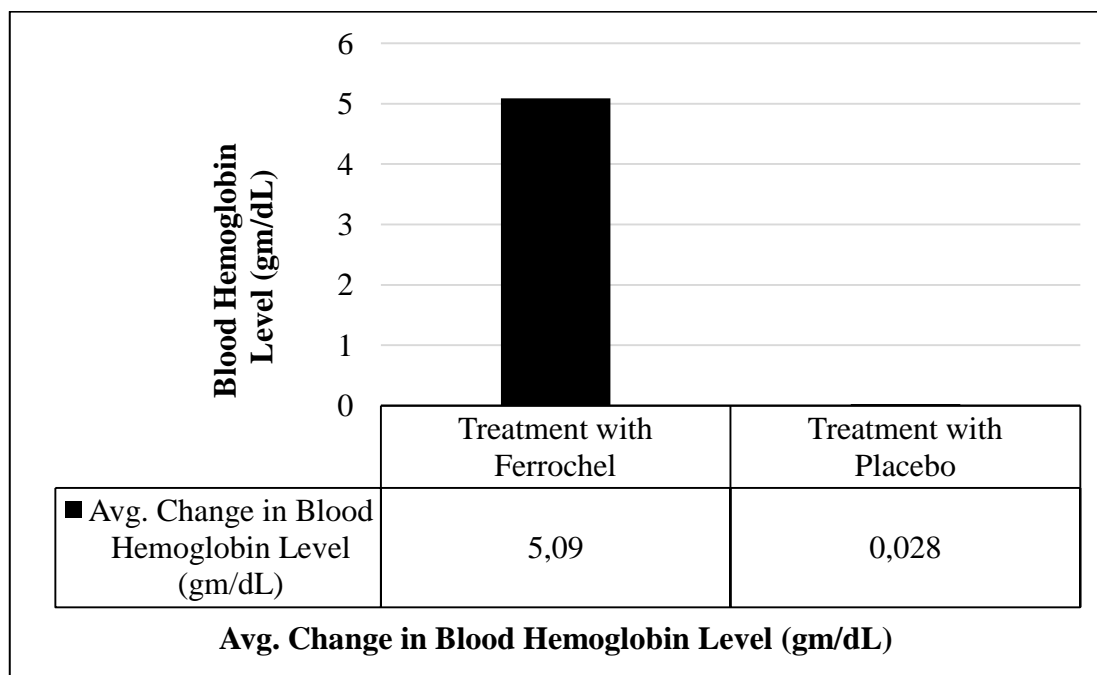


Fig 3. Average Change in Blood Hemoglobin Level (gm/dL) of Weightlifters

Discussion

Iron is an unconditional necessity for nearly everyone's life, together with human being and the majority bacterial groups, both animals and plants utilize iron; therefore, iron is available in a broad diversity of foodstuff resources (Hoeger *et al.*, 2014). Owing to its amazing elasticity to provide as equally an electron acceptor and donor, Iron is vital for existence, iron is required to the human body for the carrying of oxygen and that is obligatory for the production and sustained presence of relatively the whole cells in a person's body (There may be an exemption of mature erythrocytes, human bodies normalize iron integration and recycling; In an individual's life Iron is one of the utmost vital component but there is no secretion of iron in a person's physiologic regulatory system, almost everyone prevent iron surplus entirely by adapting the absorption of iron (Tucek *et al.*, 2014). Persons who aren't capable of controlling absorption sufficiently have the disorder of iron surplus and its allied diseases, the iron noxiousness starts overwhelming the body's ability to pile up and ascribe (Gabbard, 2014).

Reticuloendothelial system is responsible for hoarding and recycling of most of the iron in the body which breaks down aged red blood cells upon completion of their life, though, people drop a little but stable quantity through gastrointestinal blood loss, perspiring and by shedding the mucosal lining and skin cells in tract of the gastrointestinal; predictably normal 1 mg on daily basis for male and 1.5 - 2mg per day for females with usual menstrual periods is the full sum of loss for fit persons in urbanized globe but community with gastrointestinal parasitic diseases, more usually established in third world countries, frequently lose more (Conrad *et al.*, 2000). Key feature for weightlifting is power production. More focus was on development, adjustment and assessment of the ability on the part of weightlifters and

coaches. Intestinal absorption of iron continues to rise due to Iron deficiency (Goodman *et al.*, 1995); this absorption may stretch up to the 50 percent of the consumption (Rowland, 1990). Though, in skilled athletes such affirmative adaptation is occasionally absent (Haymes *et al.*, 1989). It shows variable influence of iron supplementation on each individual (Klausen *et al.*, 1991). With the treatment of Iron supplement 300mg/day for 15 weeks there was an increase in ferritin of 100g/L (Telford *et al.*, 1993), while with the treatment of Iron supplement 100mg/day for 8 weeks, there was an increase in ferritin of 80g/L (LaManca *et al.*, 1993).

Research showed that Iron bisglycinate contains one ion of ferrous (Fe^{+2}) iron bounded to two molecules of glycine protein to make two heterocyclic rings. Likewise, other inorganic structures of iron absorption of iron from Iron bisglycinate is harmonized through the same physiological process. Oral intake of non-haem iron Ferrous bisglycinate enhances to the intestinal intraluminal pool of inorganic and is immersed whole in the intestinal mucosal cells, and is consequently hydrolyzed in its glycine and iron constituents. Like any other source of iron ferrous bisglycinate is also metabolized.

After two months' treatment with Ferrochel there was a notable upsurge in lifting best total of athletes as compared to those competitors who were treated with Placebo. Increase in the level of hemoglobin amplified the oxygen transport ability of red blood cells, consequently there is more utilization of oxygen by muscles of the body and it helped to collect more carbon dioxide from muscles which is directed back toward lungs via respiratory and cardiovascular process for exclusion of carbon dioxide and indulgence of oxygen. An increased the blood hemoglobin level (gm/dL) seen by giving supplementation of Ferrochel along with generalized training program which shows more consumption of oxygen by muscles that consequently helped in quick muscle mending and an intensification of their lifting best total (Kg) or 1RM of weightlifting categories of those athletes who were given Lactofer-S (Iron Bisglycinate) as compared to Placebo, where there was negligible improvement of blood hemoglobin level (gm/dL) and in lifting best total (kg) or 1RM of both weightlifting events.

Conclusion

There was an increase seen in hemoglobin level of players and in lifting best total or 1RM of both weightlifting events who were treated through supplementation of Iron Bisglycinate as compared to those players (Group II) who were treated with placebo with applying similar sort of training program. So appropriate iron supplement usage to hemoglobin scarce or normal nonetheless at equivalency level athletes cause upsurge in their oxygen transport capability of red blood cells (RBC's) which became a factor of more deposition of oxygen in muscles which consequently helped muscle repair more rapid and as a result there was upsurge in lifting ability of weightlifting players which is recognized by outcomes of this study.

The perseverance of this study was to assess that how supplementation of Iron Bisglycinate help to enhance power and muscle strength for non-anemic in trained weightlifting players having stumpy blood hemoglobin absorption. Furthermore, to authenticate the influence of Ferrochel (Iron Bisglycinate), there should be research on young players in both situations with deficient blood hemoglobin besides usual blood hemoglobin level weightlifting players. Further study is necessary to scrutinize the effectiveness of diverse resistance training practices to comprehend that what volume, intensity and kind of workout is nominally obligatory to generate an effect. The Existing study is limited merely to male specific

weightlifting players; this study can be spread to woman weightlifting players as well on young and trained players in together situations with scarce blood hemoglobin besides usual blood hemoglobin level weightlifting players.

The existing research is restricted to a lesser contestant pool and deficiency of full mechanism was observed because of workout planned for players in their home towns of Pakistan together with direction of different coaches. It will better to put on this study on large bunch of players at same place for systematized and controlled condition along with superior experimental condition assessments.

Corresponding Author

Zafar Iqbal BUTT: Department of Sport Science and Physical Education, University of the Punjab, Lahore, Punjab, PAKISTAN

Phone No: +92 333 4211210 Email: zafarbutt666@hotmail.com

Conflict of Interest

The authors have not declared any conflicts of interest.

REFERENCES

- Andrews NC (December 1999). "Disorders of iron metabolism". *N. Engl. J. Med.* 341(26): 1986- 1995.
- Conrad ME, Umbreit JN (April 2000). "Disorders of iron metabolism". *N. Engl. J. Med.* 342 (17): 1293–4.
- Gabbard GO (2014). *Psychodynamic psychiatry in clinical practice*: American Psychiatric Pub.
- Goodman F (1995). *The pharmacological basis of therapeutics*, 1317-1325.
- Harborne JB (2014). *Introduction to ecological biochemistry*: Academic Press.
- Haymes EM, Lamanca JJ (1989) Iron loss in runners during exercise. Implications and recommendations. *Sports Medicine*, 7, 277-285.
- Helms ER, Aragon AA, Fitschen PJ (2014). Evidence-based recommendations for natural bodybuilding contest preparation: nutrition and supplementation. *J Int Soc Sports Nutr*, 11(1), 20.
- Herynk JW (2014). *From cell to symbol: A biocultural study of anemia and subjectivity among the poqomchi'maya in Guatemala* (Doctoral dissertation, Kansas University).
- Hinton PS (2014). Iron and the endurance athlete 1. *Applied Physiology, Nutrition, and Metabolism*, 39(9): 1012-1018.
- Hoeger W, Hoeger S (2014). *Lifetime physical fitness and wellness: A personalized program*: Cengage Learning.

- Klausen T, Mohr T, Ghisler U et al. (1991). Maximal oxygen uptake and erythropoietic responses after training at moderate altitude. *European Journal of Applied Physiology*, 62, 376-379.
- Kozłowski H, Kolkowska P, Watly J, Krzywoszynska K, Potocki S (2014). General aspects of metal toxicity. *Current medicinal chemistry*, 21(33): 3721-3740.
- Kwiecień M, Samolińska W, Bujanowicz-Haraś B (2015). Effects of iron–glycine chelate on growth, carcass characteristic, liver mineral concentrations and haematological and biochemical blood parameters in broilers. *Journal of animal physiology and animal nutrition*. DOI: 10.1111/jpn.12322
- LaManca JJ, Haymes EM (1993). Effects of iron repletion on VO₂max, endurance, and blood lactate in women. *Medical Science and Sports Exercise*, 25, 1386-1392.
- Lutz CA, Mazur E, Litch N (2014). *Nutrition and diet therapy*: FA Davis.
- Moser IA (2014). *How and when to be Your Own Doctor*: Bookpubber.
- Rolfes SR, Pinna K, Whitney E (2014). *Understanding normal and clinical nutrition*: Cengage Learning.
- Rowland TW (1990). Iron deficiency in the young athlete. *Pediatric Clinic North America*, 37, 1153-1163.
- Smith A, McCulloh RJ (2015). Hemopexin and haptoglobin: allies against heme toxicity from hemoglobin not contenders. *Frontiers in Physiology*, 6, 187.
- Smith GA (2014). Systematic reviews regarding iron and iron supplementation in blood donors (Doctoral dissertation, University of Portsmouth).
- Stegeman CA, Davis JR (2014). *The dental hygienist's guide to nutritional care*: Elsevier Health Sciences.
- Stephen CD, Saper CB, Samuels MA (2014). Clinical case conference: A 41-year-old woman with progressive weakness and sensory loss. *Annals of neurology*, 75(1): 9-19.
- Telford RD, Cunningham RB, Deakin V et al (1993). Iron status and diet in athletes. *Medical Science of Sports Exercise* 25, 796-800.
- Tucek J, Kemp KC, Kim KS, Zboril R (2014). Iron-oxide-supported nanocarbon in lithium-ion batteries, medical, catalytic, and environmental applications. *ACS nano*, 8(8): 7571-7612.