

Electronic Supporting Information

Tris(pentafluorophenyl)corrolatoindium(III) – A Long-awaited Metalloporphyrin: Synthesis and Characterization

Ali Tuna^{1,2*} , Pekka Peljo¹ , Roberto Paolesse³ , Günther Knör^{4*} 

¹Department of Mechanical and Materials Engineering, University of Turku (UTU), Vesilinnantie 5, FI-20014 Turku, Finland.

²Institute of Chemical Sciences and Engineering (ISIC), Ecole Polytechnique Fédérale de Lausanne (EPFL), Rue de l'Industrie 17, Case Postale 440, Sion CH-1951, Switzerland.

³Department of Chemical Science and Technologies, University of Rome "Tor Vergata" (UniRoma2), Via della Ricerca Scientifica 1, Roma I-00133, Italy.

⁴Department of Environmental Technology Magistrate Linz, Hauptplatz 1-5, Linz A-4041, Austria.

Abstract: The first attempts at the synthesis of an indium porphyrin compound were synthesized in the late 80s, but it has not been possible to obtain and characterize such complex completely, and the indium part of metalloporphyrin's periodic table remained unfilled. In this work, an efficient insertion of indium into the 5,10,15-tris(pentafluorophenyl)porphyrin was achieved. The obtained 5,10,15-tris(pentafluorophenyl)corrolato indium(III) derivatives has been successfully characterized by relevant analytical techniques and some photophysical and electrochemical features were studied and investigated for the first time. As a novel research, ¹⁹F-¹⁹F COSY NMR technique was employed for the first time in porphyrin chemistry and the obtained results were further compared to the geometry-optimized molecular structure via density functional theory (DFT) calculations.

Keywords: porphyrin, indium, metalloporphyrin, NMR, ¹⁹F-¹⁹F COSY

Submitted: January 26, 2024. **Accepted:** March 2, 2024.

Cite this: Tuna A, Peljo P, Paolesse R, Knör G. Tris(pentafluorophenyl)corrolatoindium(III) – A Long-awaited Metalloporphyrin: Synthesis and Characterization. JOTCSA. 2024;11(2):803-12.

DOI: <https://doi.org/10.18596/jotcsa.1425456>

***Corresponding author's E-mail:** [1ali.tuna@utu.fi](mailto:ali.tuna@utu.fi), [4knoer.guenther@web.de](mailto:knoer.guenther@web.de)

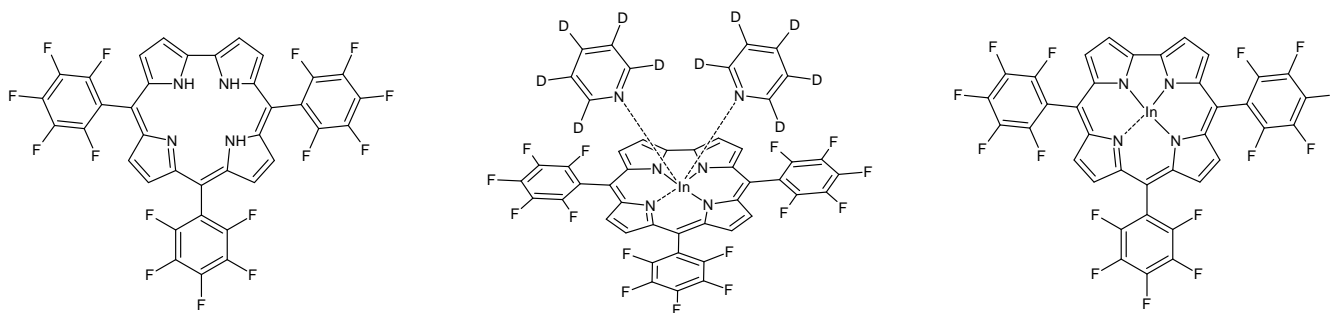


Figure S1. The basic structures of free-base corrole (*left*), indium corrole complex 1 (*middle*) and indium corrole complex 2 (*right*)

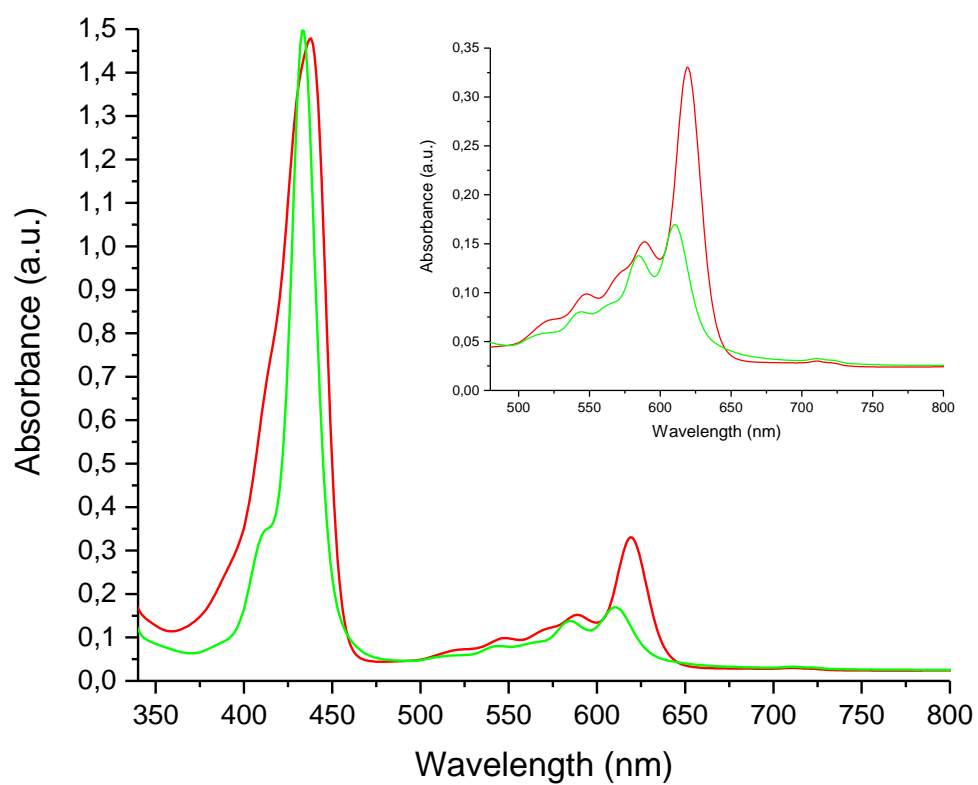


Figure S2. The UV-vis spectra of free-base corrole as corrolato (*red*), indium corrole complex 1 (*green*) in pyridine

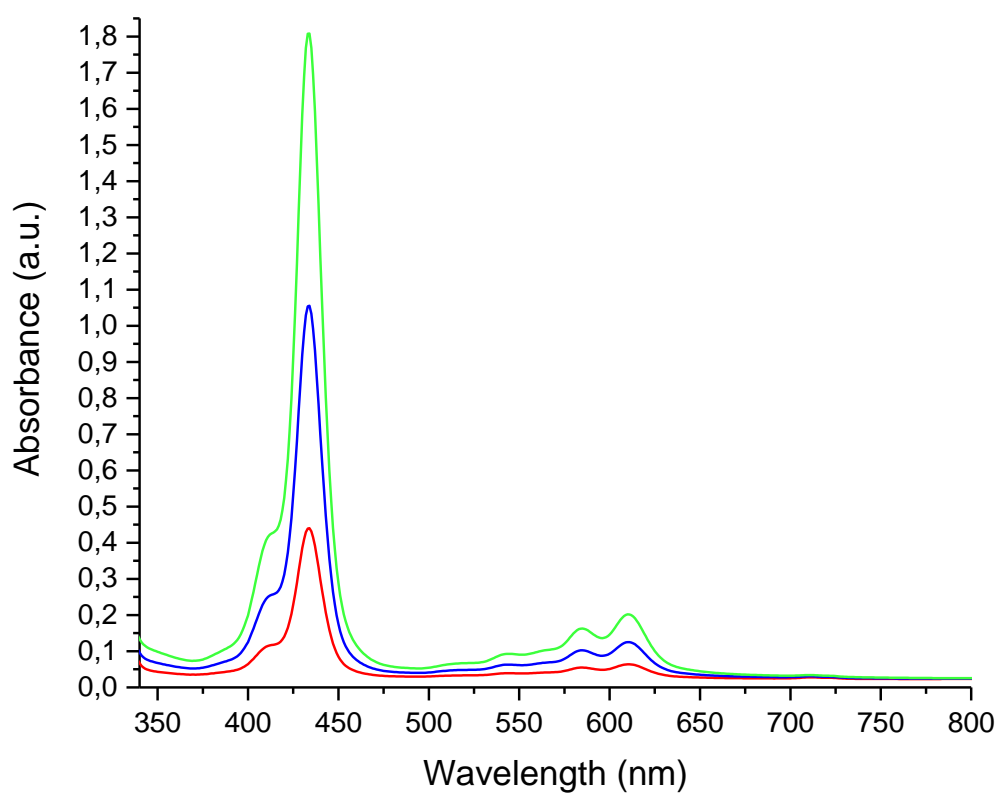


Figure S3. The UV-vis spectra indium corrole complex 1 in pyridine with different concentrations

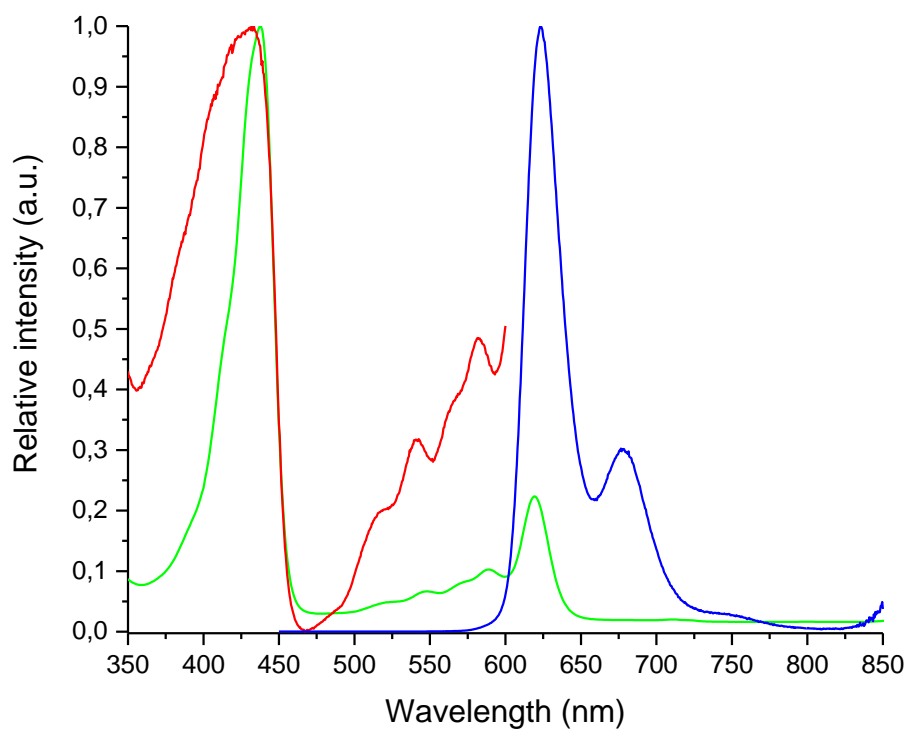


Figure S4. The absorbance (green), excitation (red) and fluorescence (blue) spectra of free-base corrole in d_5 -pyridine

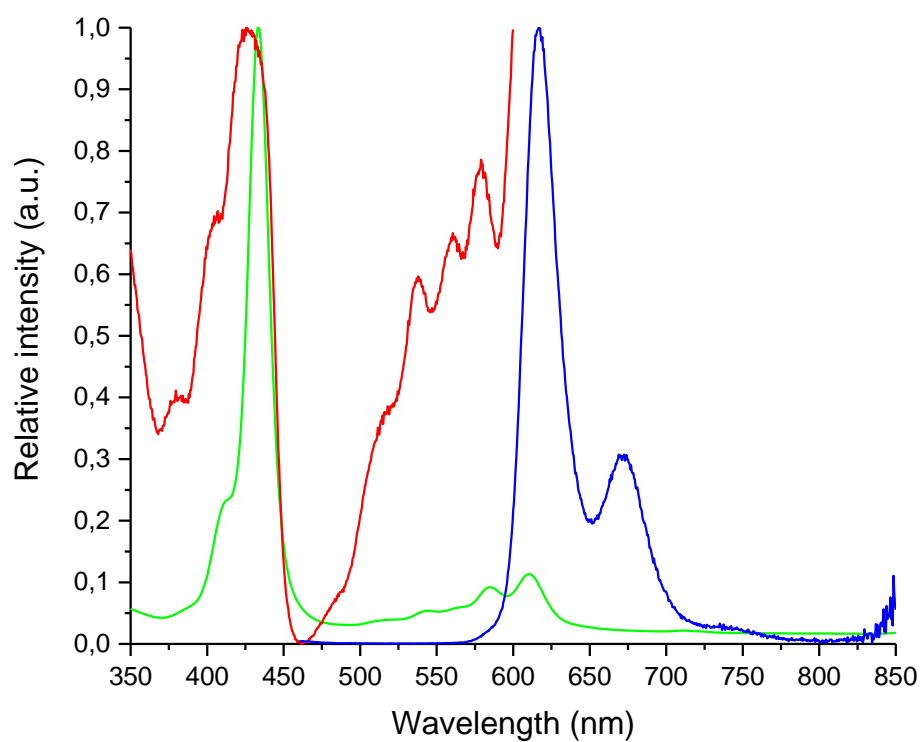


Figure S5. The absorbance (green), excitation (red) and fluorescence (blue) spectra of indium corrole complex 1 in d₅-pyridine

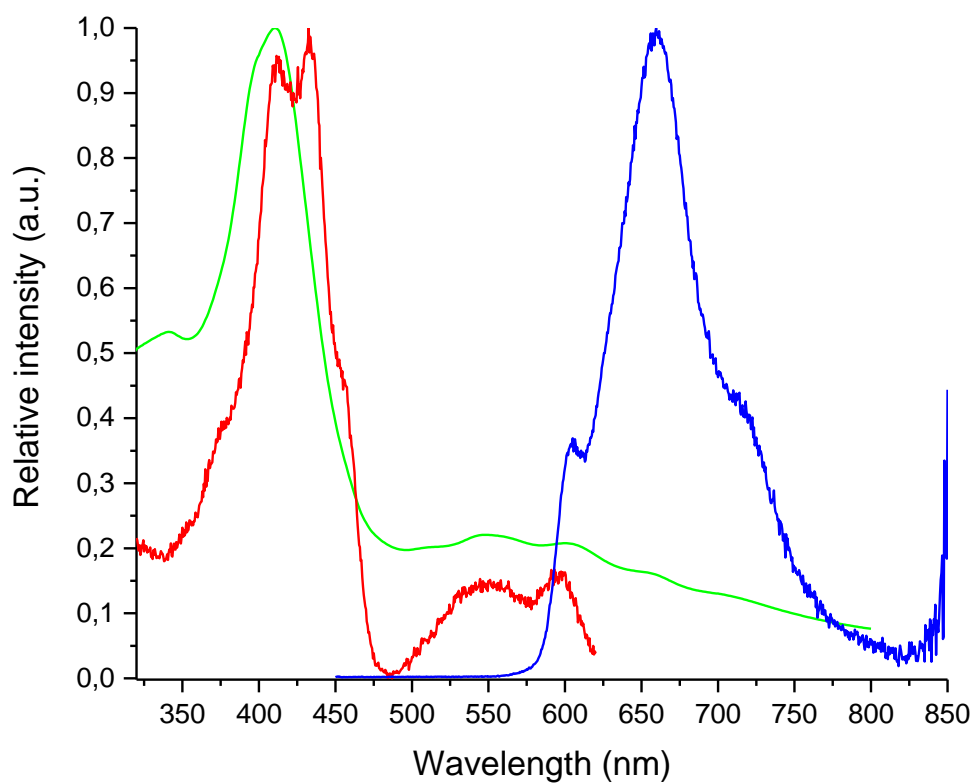


Figure S6. The absorbance (green), excitation (red) and fluorescence (blue) spectra of indium corrole complex 2 in d₃-acetonitrile

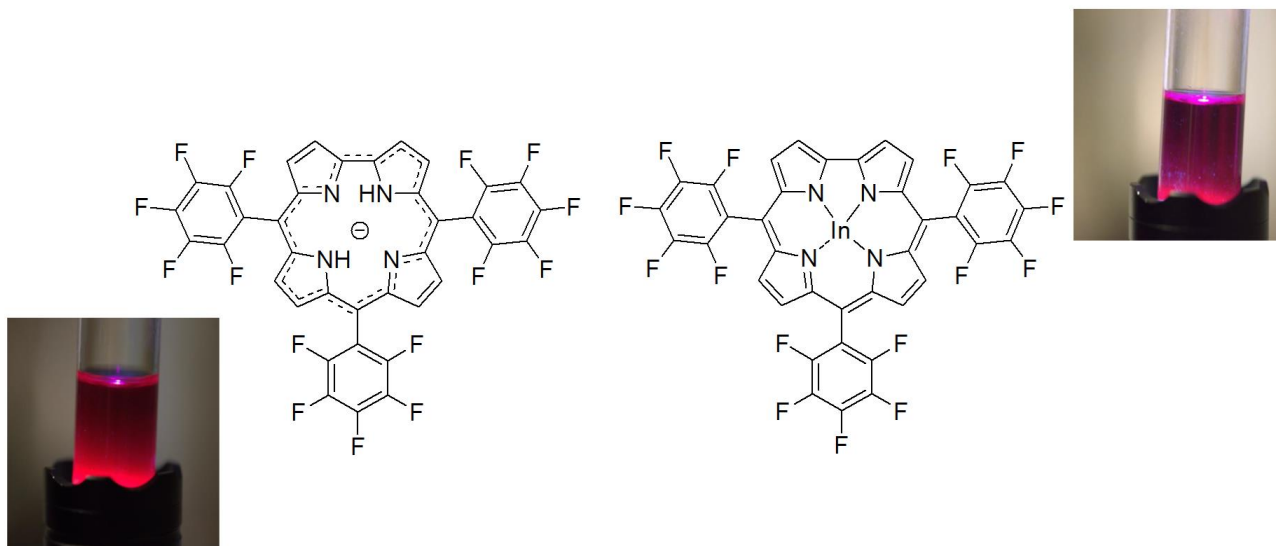


Figure S7. The fluorescence reflectances of monoanionic free-base corrole (left) and indium corrole complex 1 in d_5 -pyridine

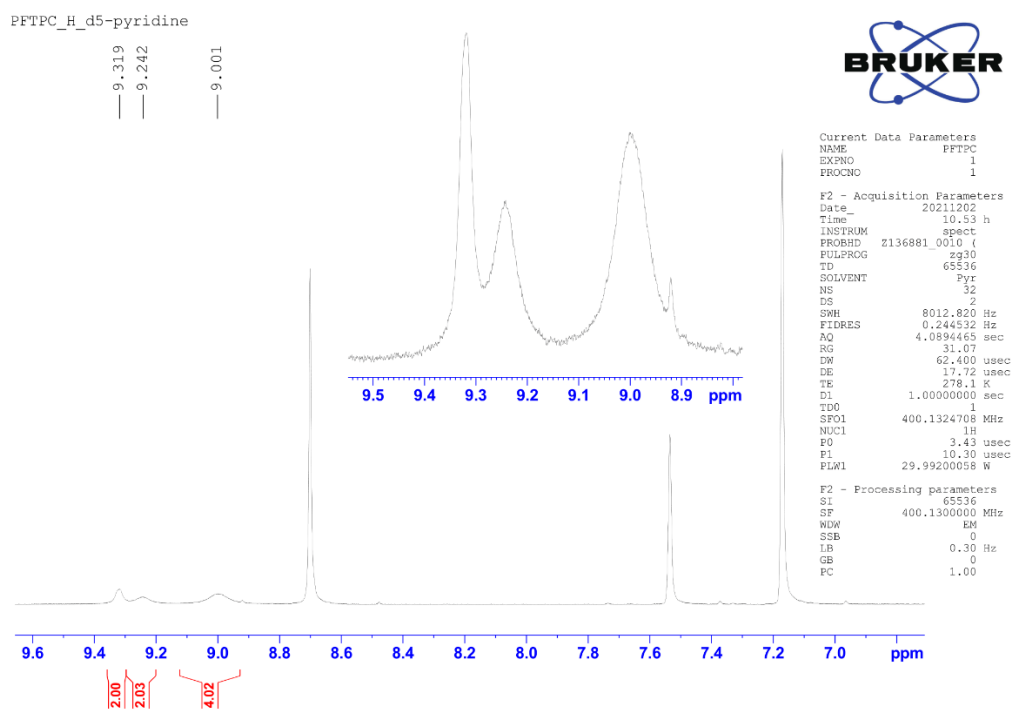


Figure S8. The $^1\text{H-NMR}$ spectrum of free-base corrole in d_5 -pyridine

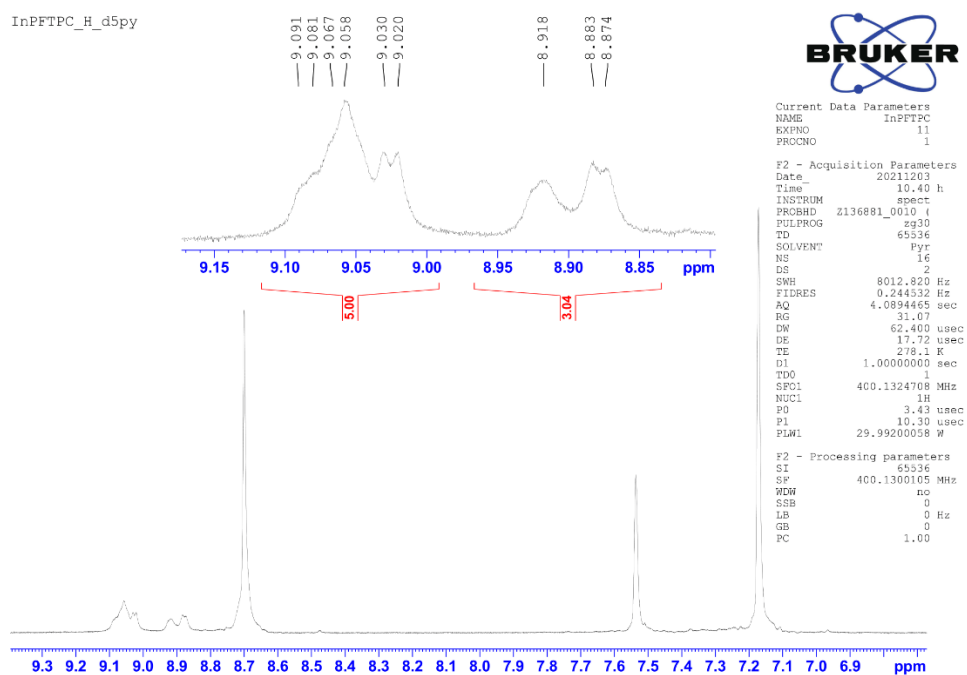


Figure S9. The ^1H -NMR spectrum of indium corrole complex 1 in d_5 -pyridine

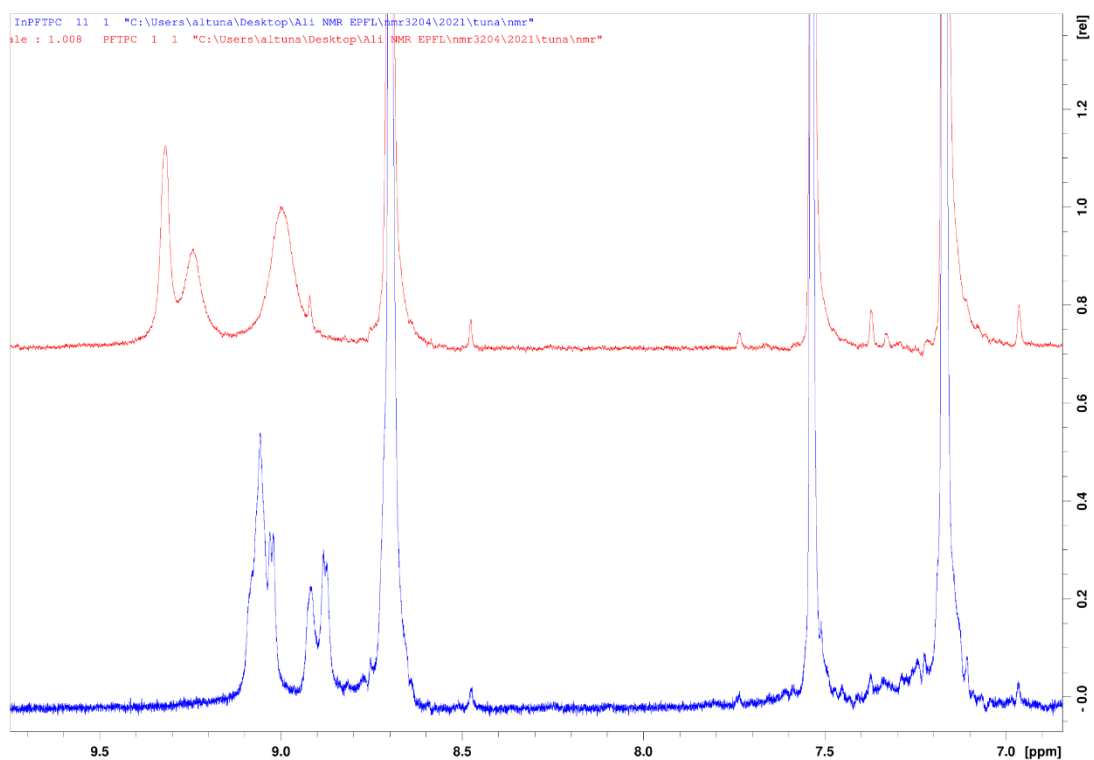


Figure S10. The ^1H -NMR spectra comparison of free-base corrole (red) and indium corrole complex 1 (blue) in d_5 -pyridine

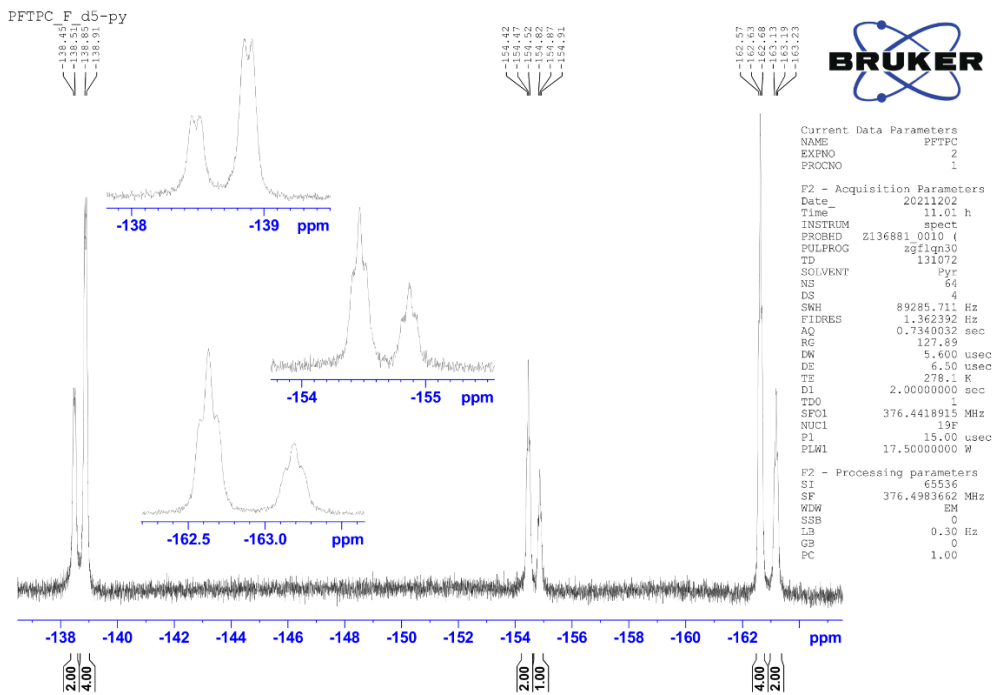


Figure S11. The ^{19}F -NMR spectrum of free-base corrole in d_5 -pyridine

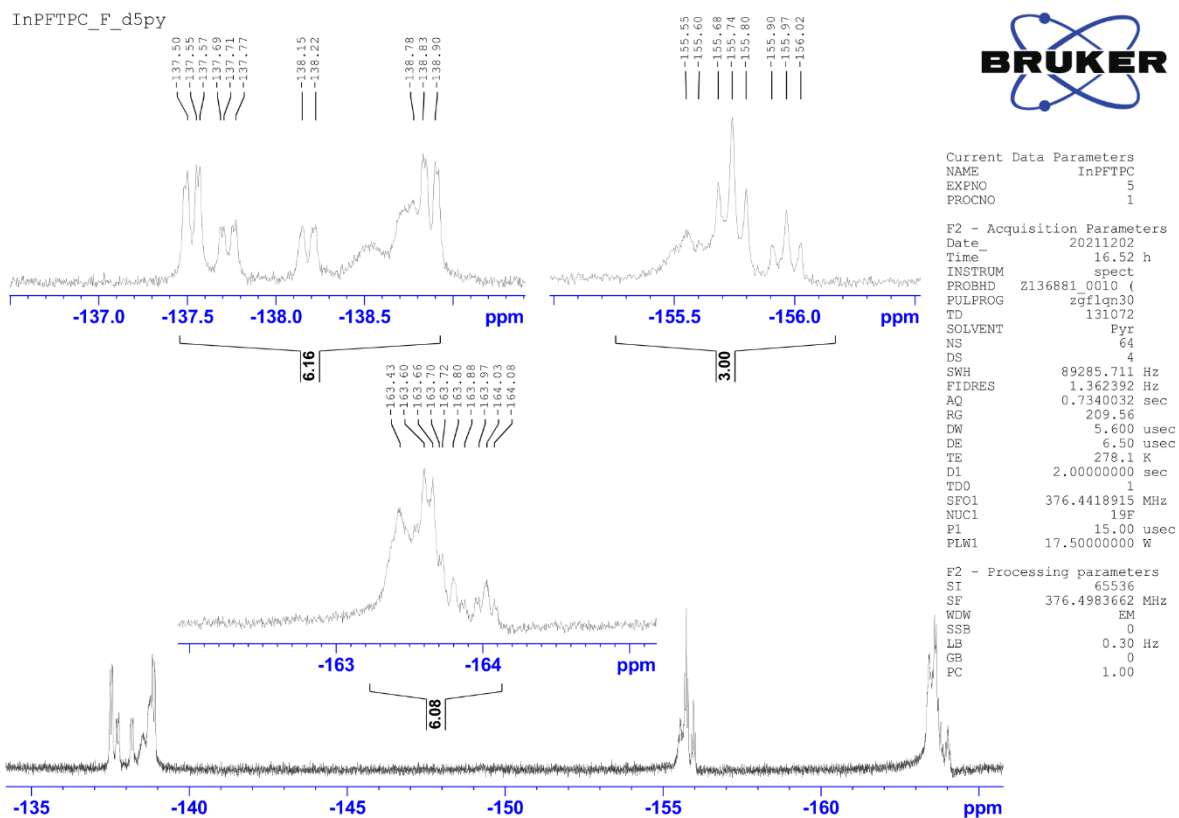


Figure S12. The ^{19}F -NMR spectrum of indium corrole complex 1 in d_5 -pyridine

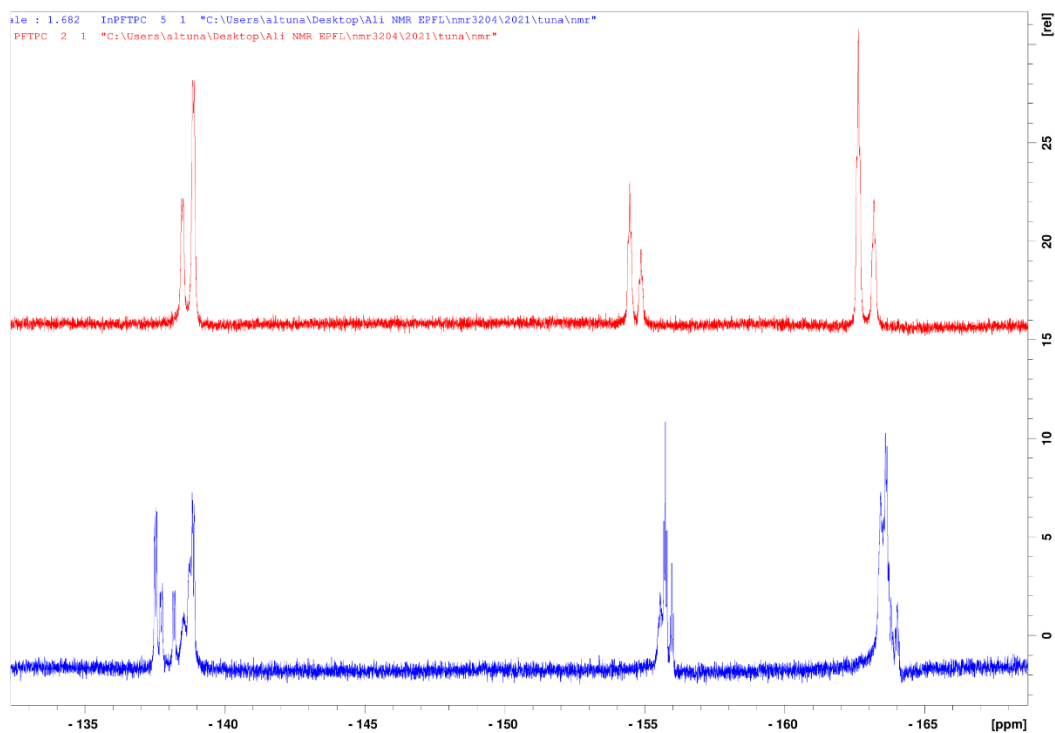


Figure S13. The ^{19}F -NMR spectra comparison of free-base corrole (blue) and indium corrole complex 1 (red) in d_5 -pyridine

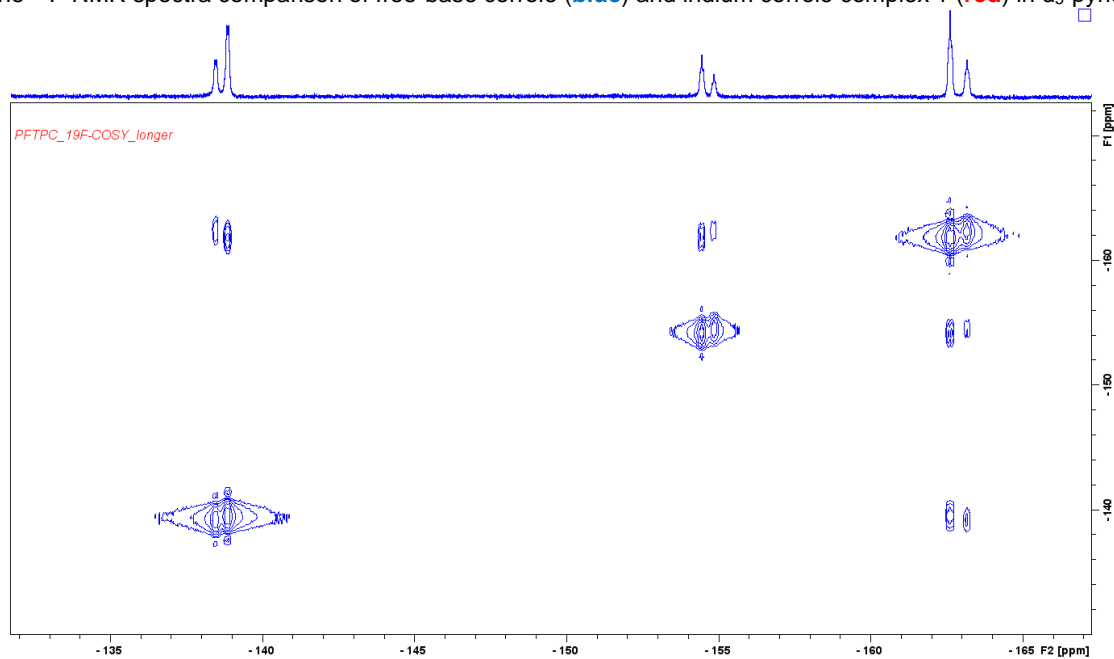


Figure S14. The ^{19}F - ^{19}F COSY NMR spectrum of free-base corrole in d_5 -pyridine

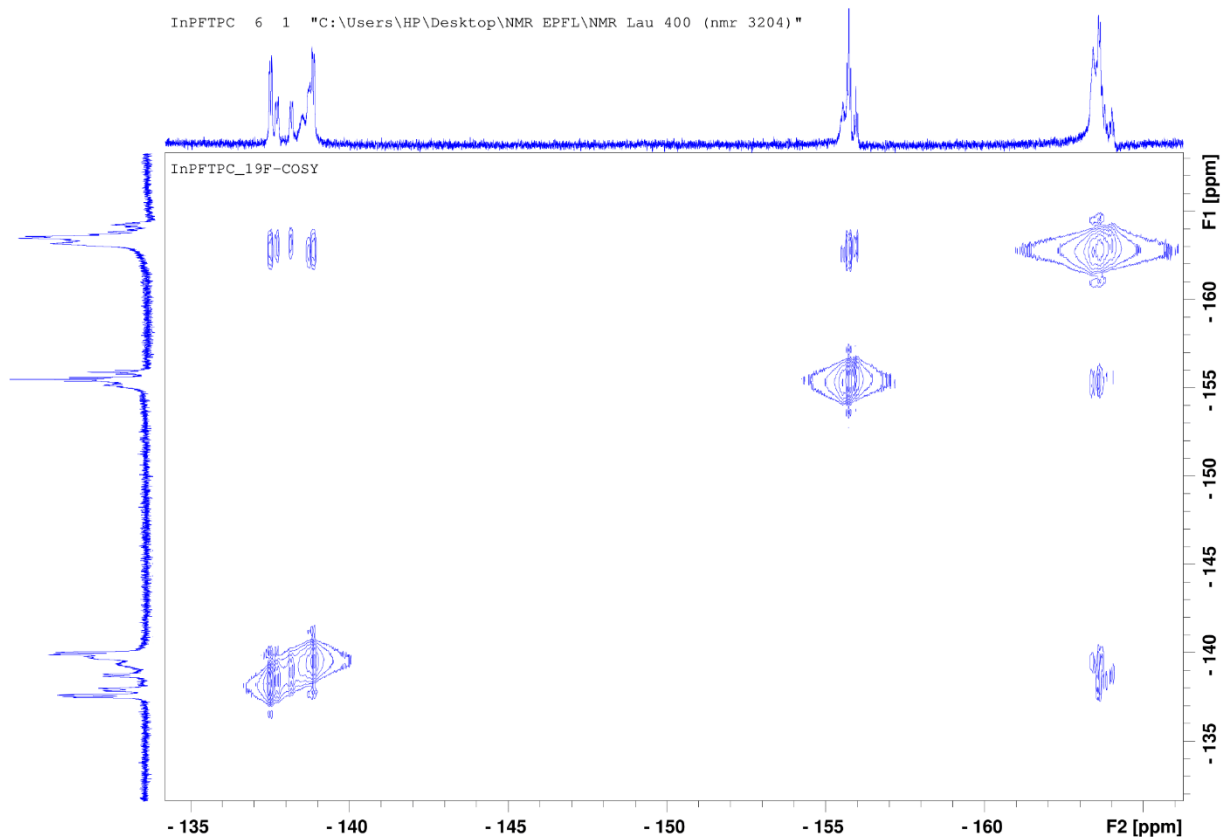


Figure S15. The ^{19}F - ^{19}F COSY NMR spectrum of indium corrole complex 1 in d_5 -pyridine

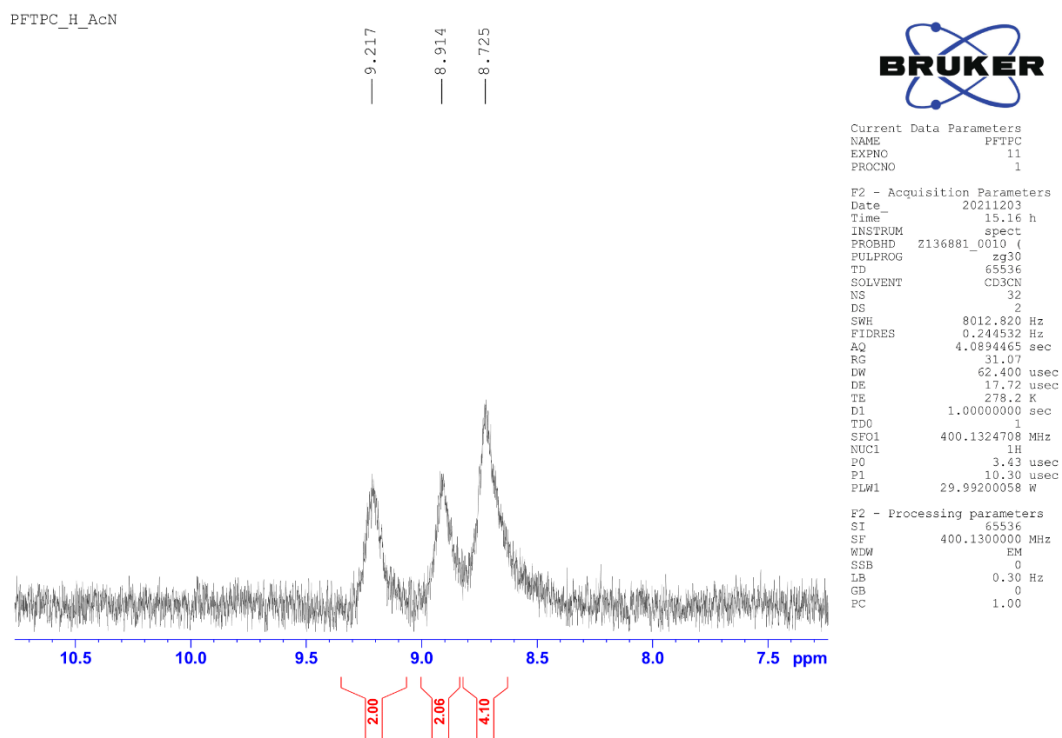


Figure S16. The ^1H -NMR spectrum of free-base corrole in d_3 -acetonitrile

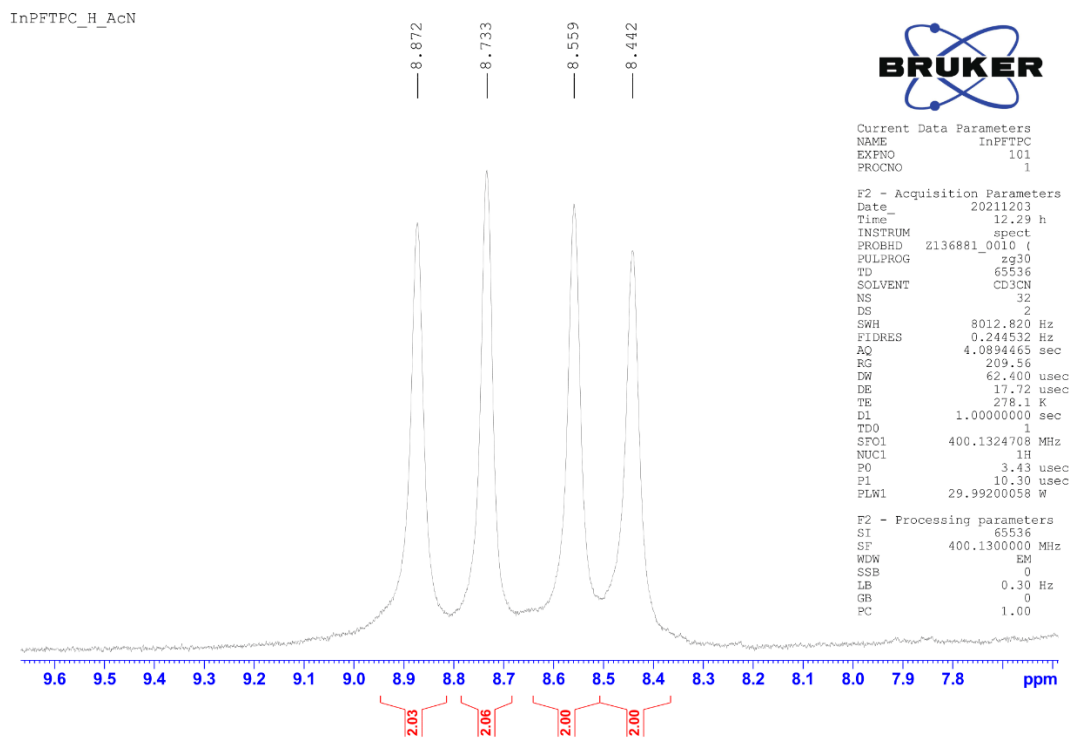


Figure S17. The ^1H -NMR spectrum of indium corrole complex 2 in d_3 -acetonitrile

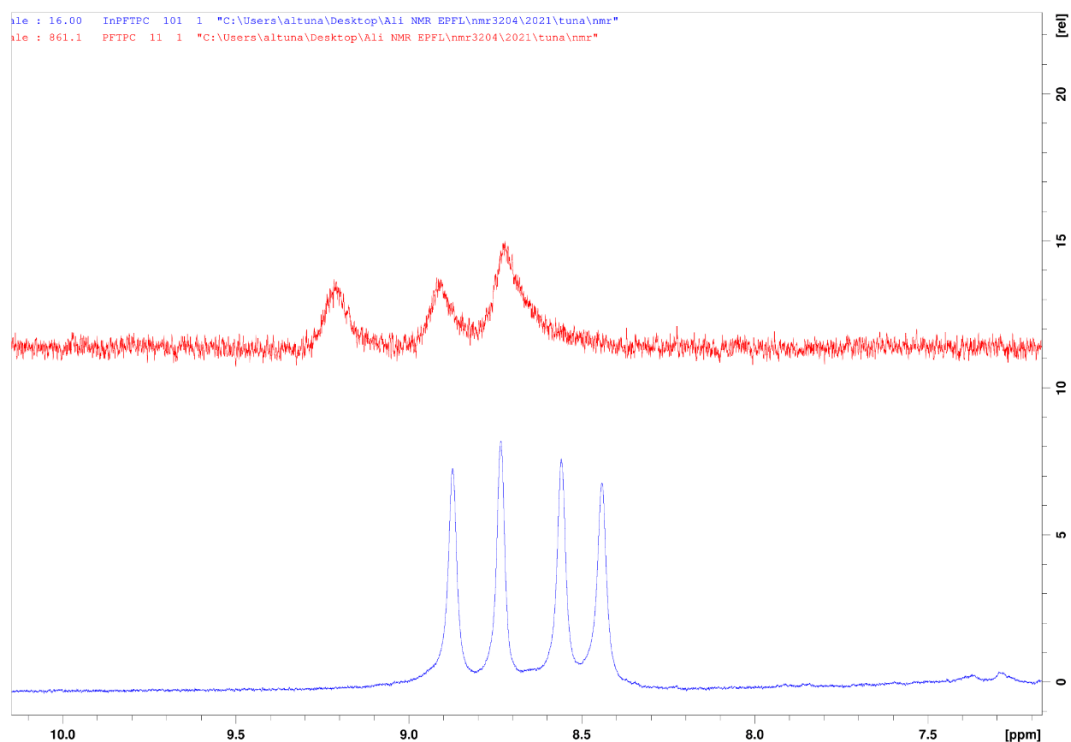


Figure S18. The ^1H -NMR spectra comparison of free-base corrole (blue) and indium corrole complex 2 (red) in d_3 -acetonitrile

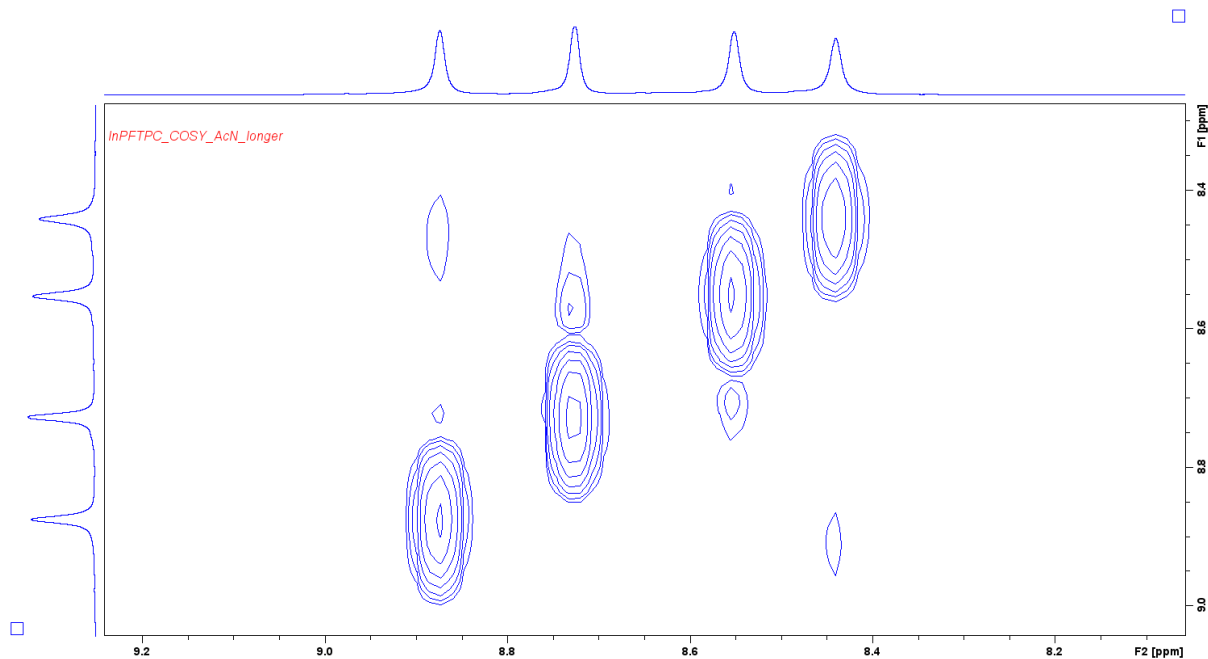


Figure S19. The ^1H - ^1H COSY NMR spectrum of indium corrole complex 2 in d_3 -acetonitrile

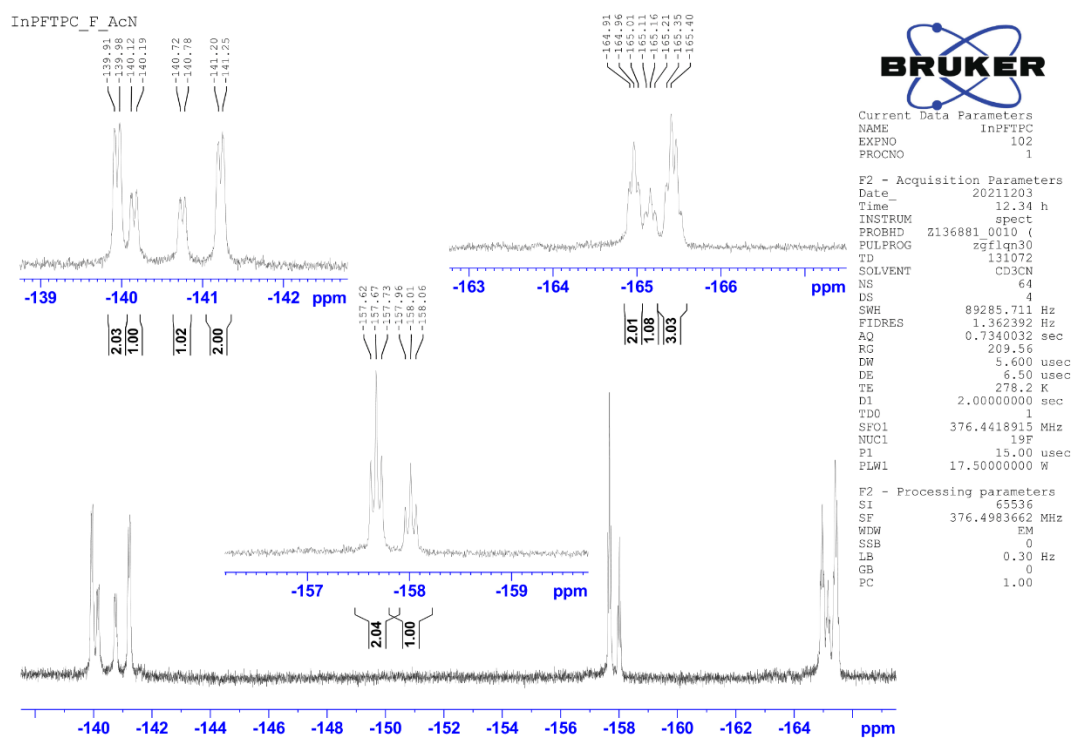


Figure S20. The ^{19}F -NMR spectrum of indium corrole complex 2 in d_3 -acetonitrile

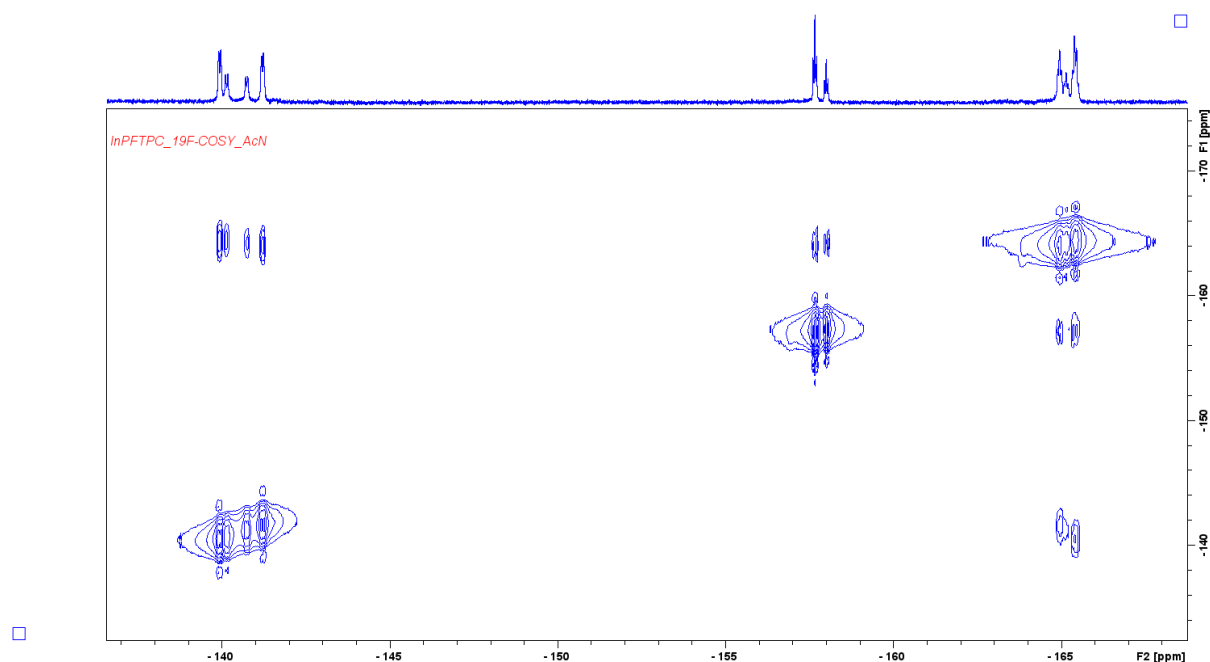


Figure S21. The ^{19}F - ^{19}F COSY NMR spectrum of indium corrole complex 2 in d_3 -acetonitrile

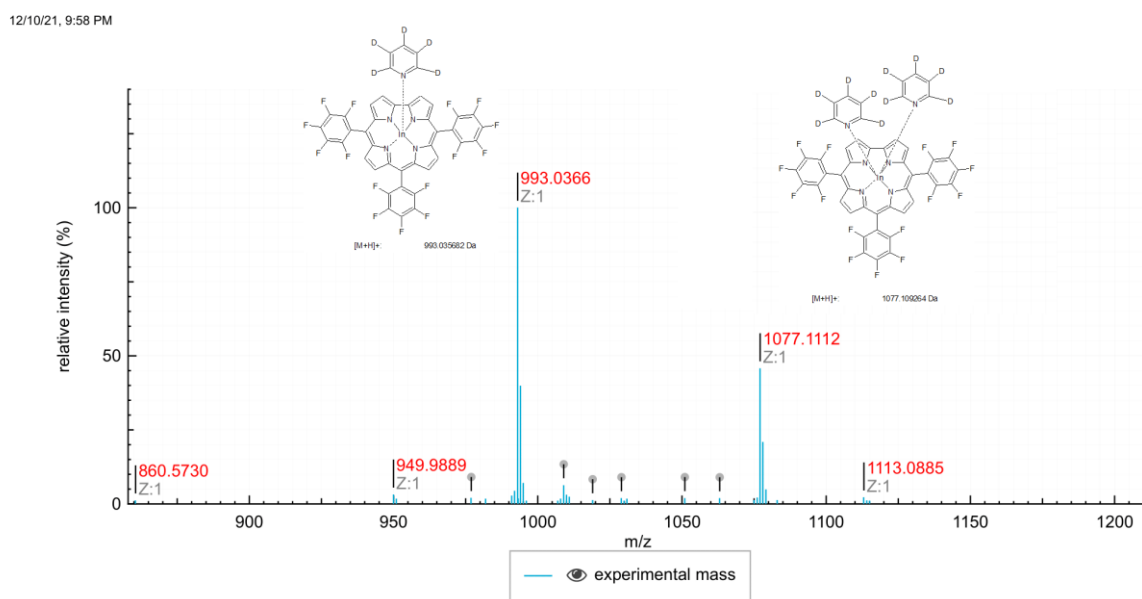


Figure S22. The experimental HR-MS spectrum of indium corrole complex 1 in d_5 -pyridine/dilution with acetonitrile (visualized on EPFL's online spectra viewer/visualising program)

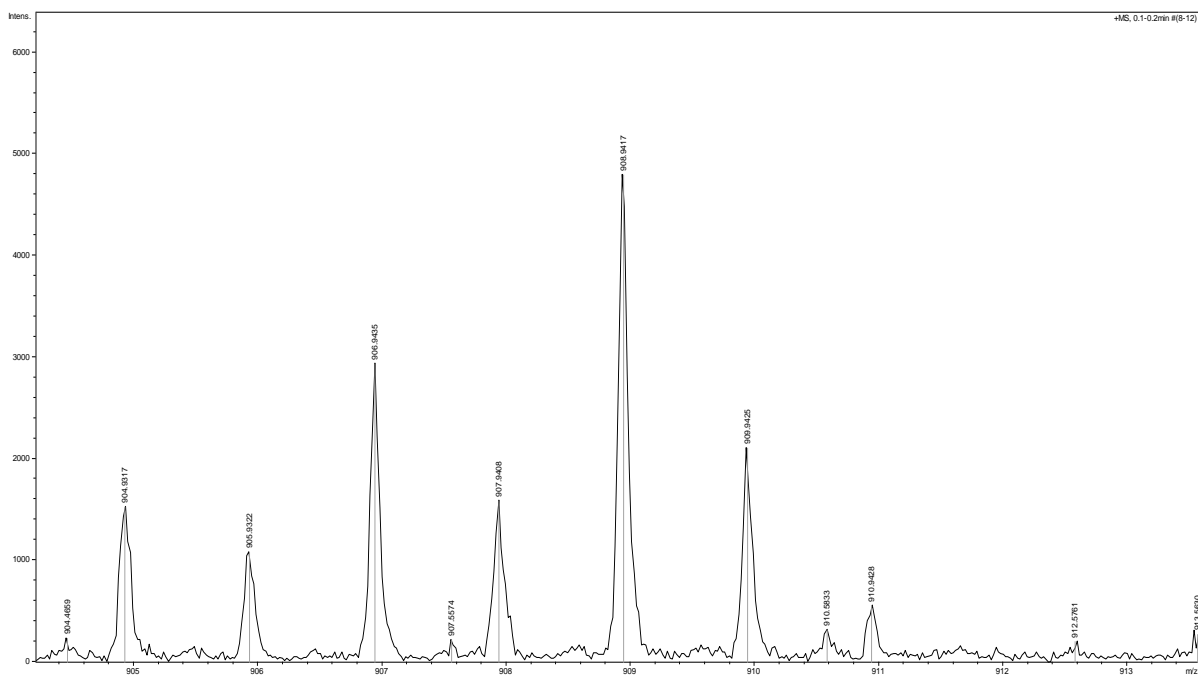


Figure S23. The HR-MS spectrum of indium corrole complex 2 in d_3 -acetonitrile/dilution with acetonitrile

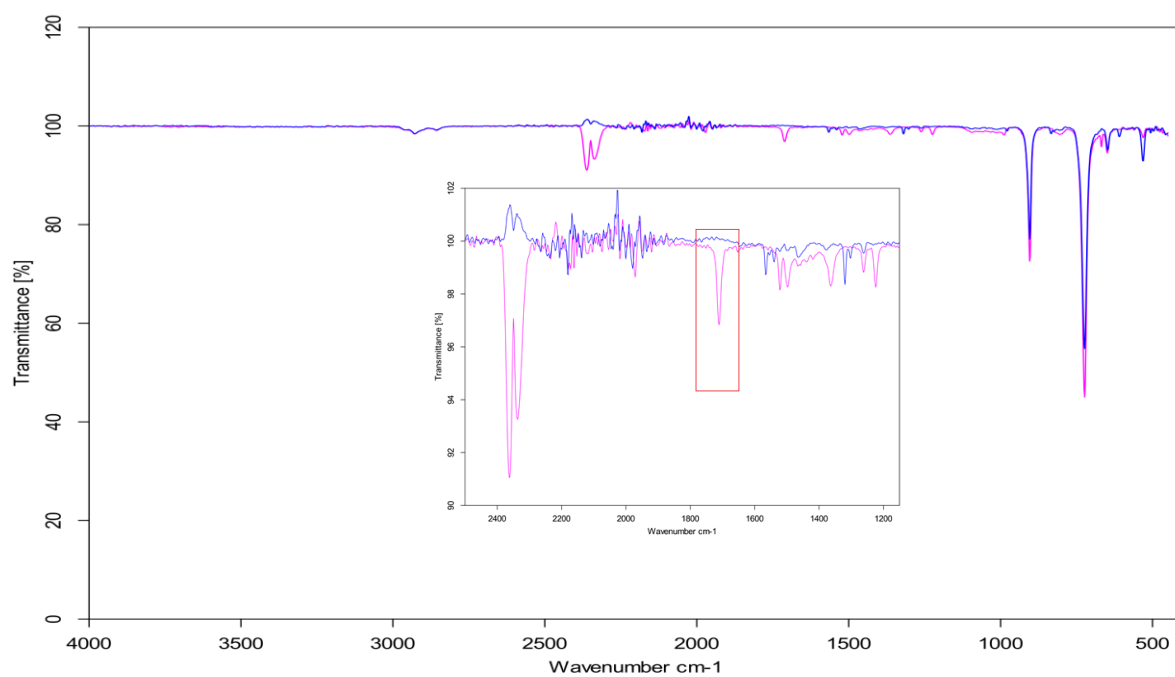


Figure S24. The ATR-FTIR spectrum of free-base corrole (pink) and indium corrole complex 1 (blue) in d_5 -pyridine

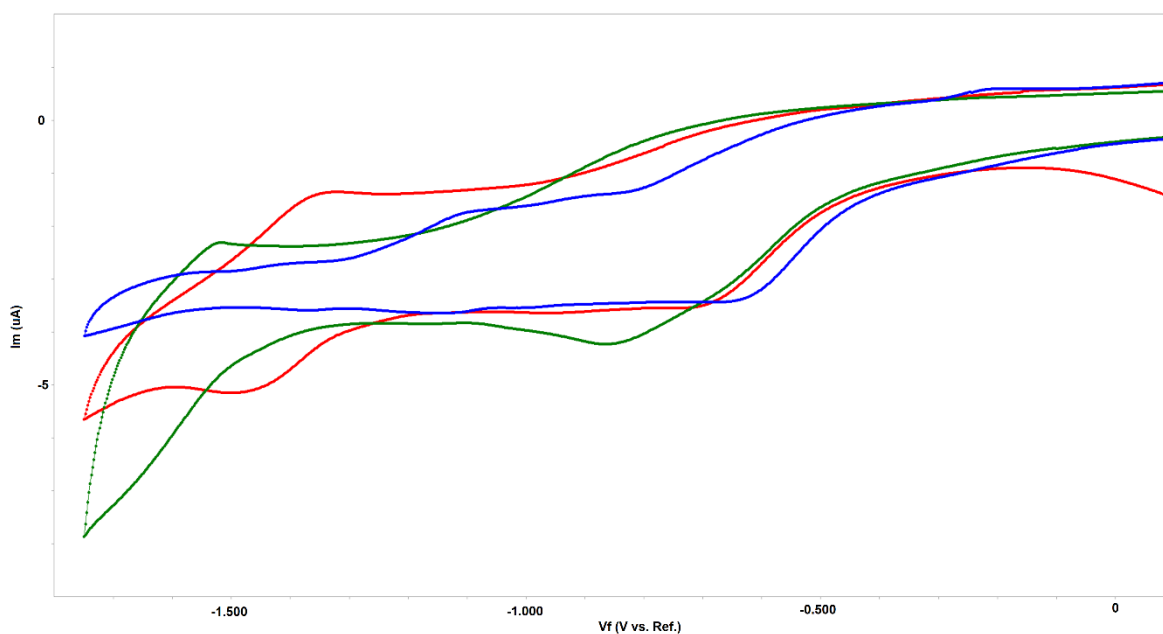


Figure S25. The cyclic voltammogram of free-base corrole (blue), indium corrole complex 1 (green) and indium corrole complex 1 after addition of ferrocene (red) plus 100 mM TBAP as a supporting electrolyte versus Ag/AgNO₃ in pyridine (scan rate: 50 mV/sec)

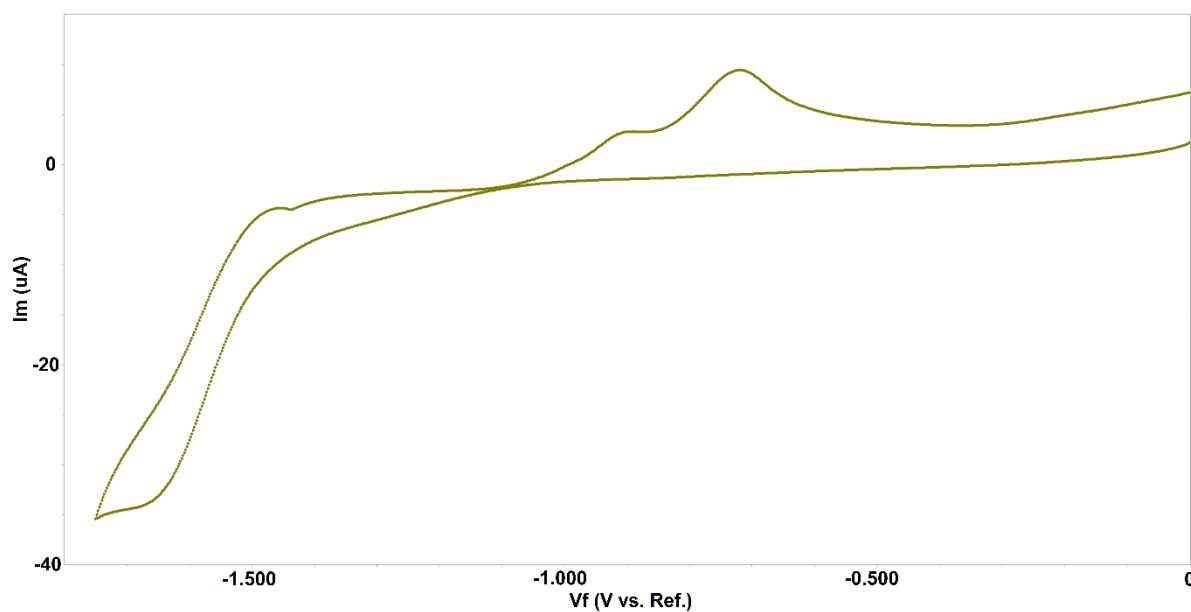


Figure S26. The cyclic voltammogram of indium corrole complex 1 plus 100 mM TBAP as a supporting electrolyte versus Ag/AgNO₃ in pyridine as showing reduction of indium corrole to demetallation and free indium species' formations (scan rate: 100 mV/sec)

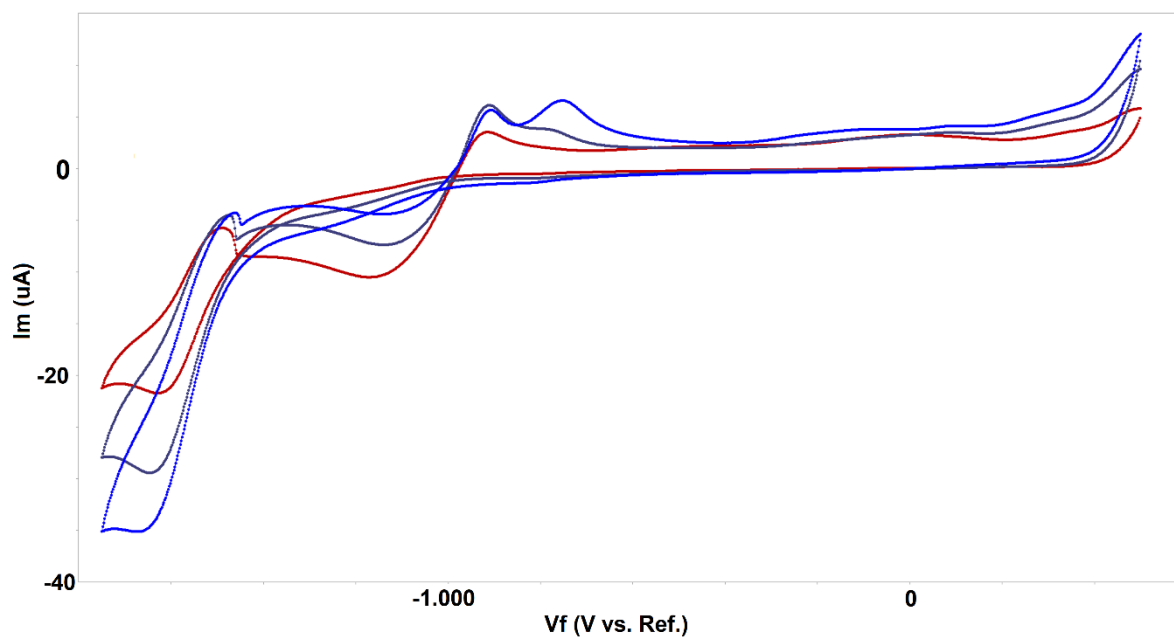


Figure S27. The cyclic voltammogram of indium corrole complex 1 plus 100 mM TBAP as a supporting electrolyte versus Ag/AgNO₃ in pyridine: first scan (**blue**), second scan (**black**) and third scan (**brown**) as showing demetallation and formation of In(0), In(I), In(II) and In(III) by time (scan rate: 75 mV/sec)

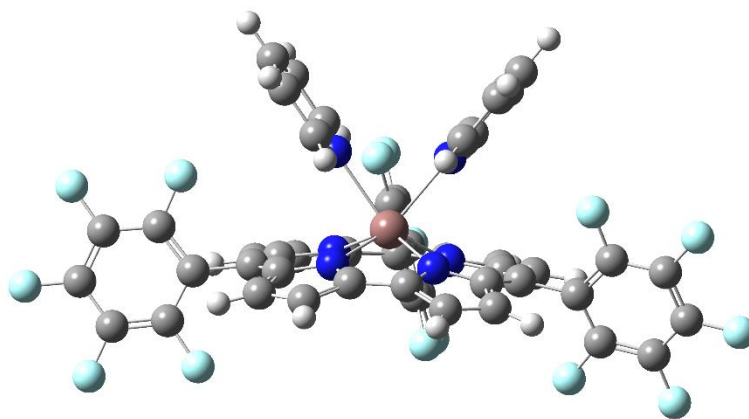


Figure S28. The DFT optimized structure of indium corrole complex 1 in pyridine

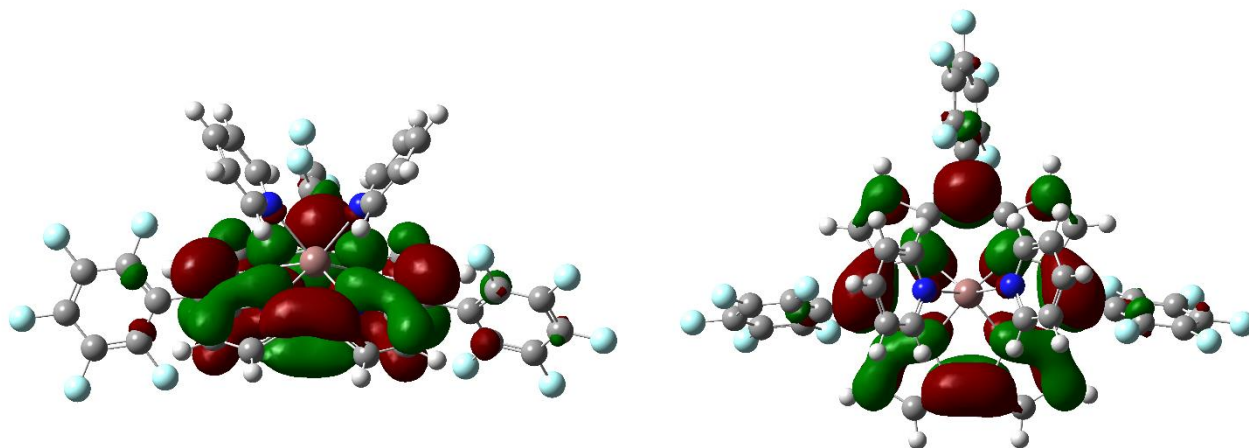


Figure S29. The DFT optimized LUMO of indium corrole complex 1 in pyridine

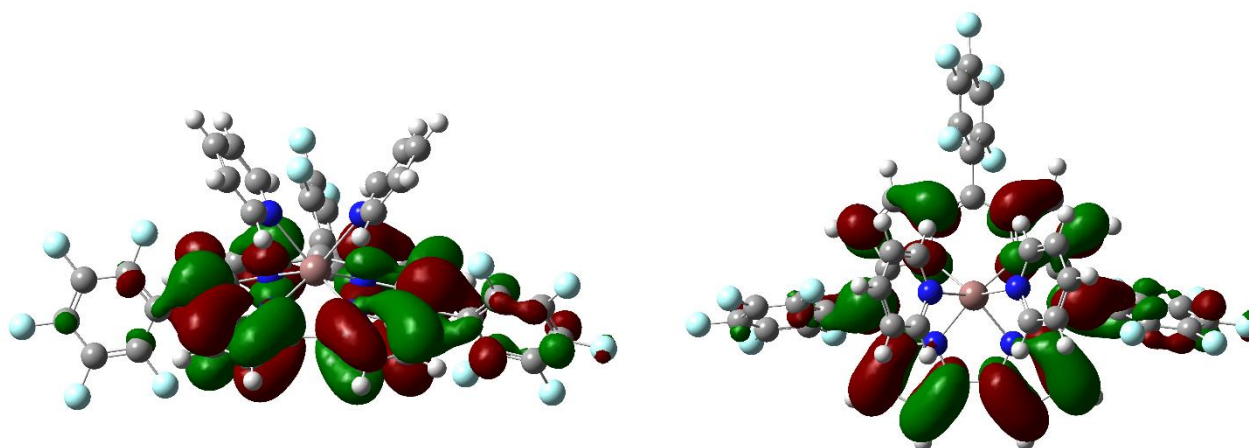


Figure S30. The DFT optimized HOMO of indium corrole complex 1 in pyridine

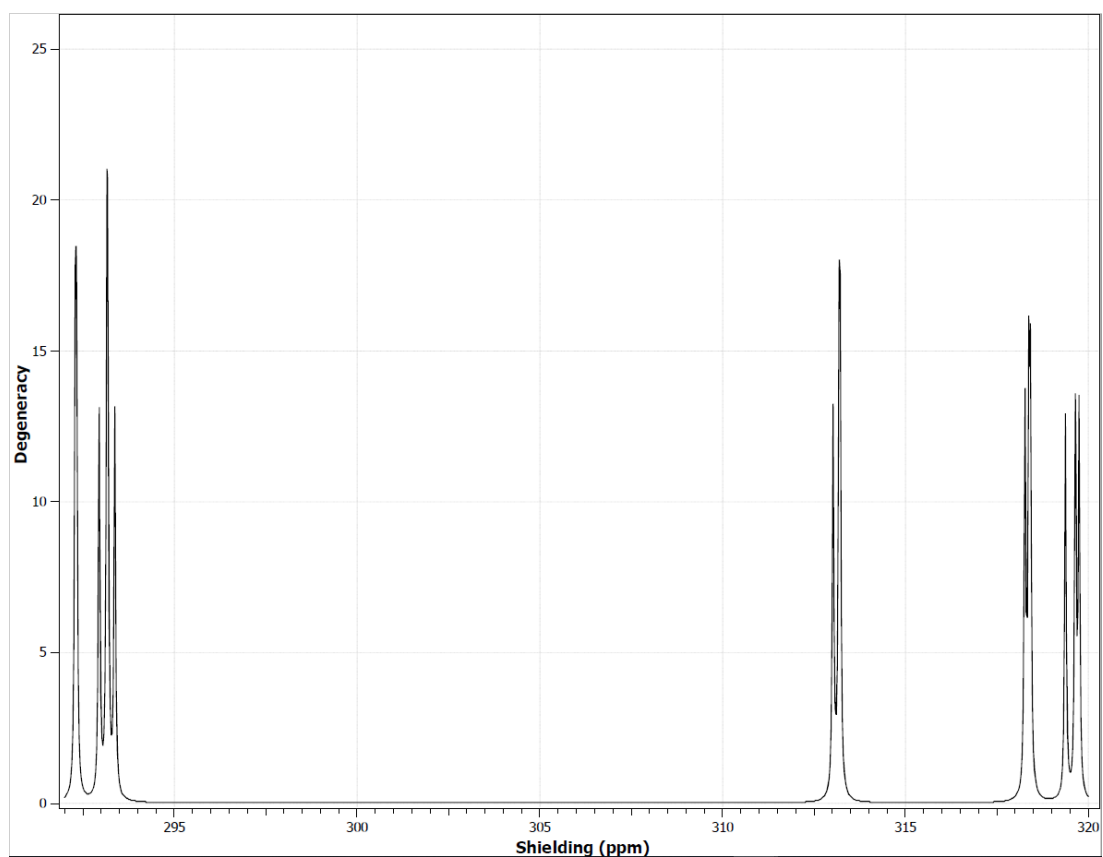


Figure S31. The DFT optimized ^{19}F -NMR spectrum of indium corrole complex 1 in pyridine (with shielding)

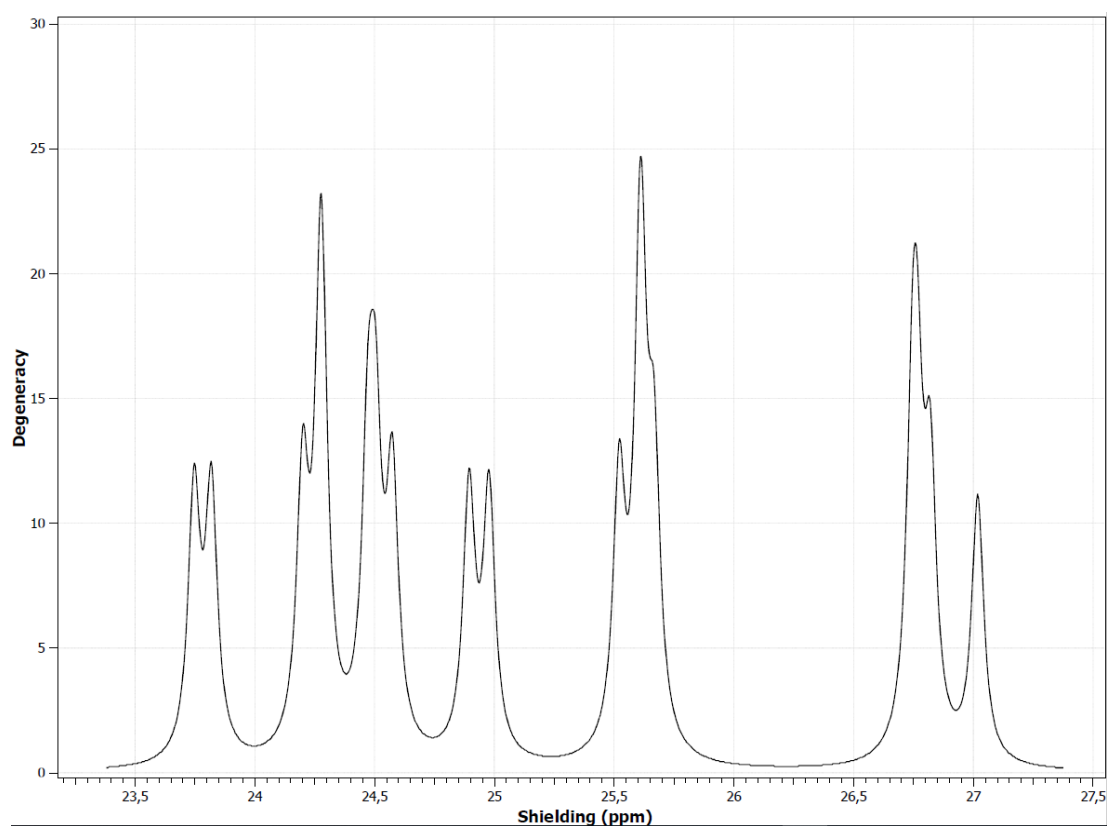


Figure S32. The DFT optimized ^1H -NMR spectrum of indium corrole complex 1 in pyridine (with shielding)

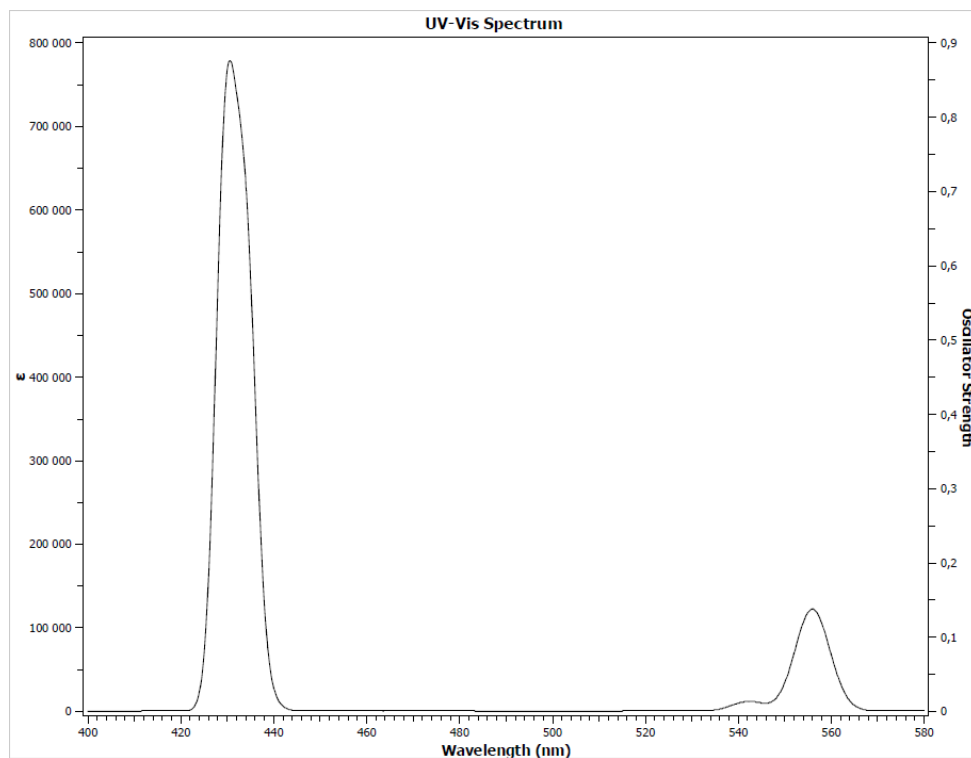


Figure S33. The DFT optimized UV-vis spectrum of indium corrole complex 1 in pyridine

Table S1. The DFT optimization parameters of indium corrole complex 1 in pyridine

InPFTPC_py_py_syn_pyridine_OPT_25092023_1025					
FOpt RB3LYP LANL2DZ					
Number of atoms		I	87		
Info1-9		I	N= 9		
186	185	0	0	0	110
2	18	-502			
Full Title		C	N= 47		
InPFTPC_py_py_syn_pyridine_OPT_25092023_1025					
Route		C	N= 9		
# opt b3lyp/lanl2dz scrf=(solvent=pyridine)					
pop=(full,nbo,savenbos) geom=connectivity					
scf=maxcycle=1000					
Charge		I	0		
Multiplicity		I	1		
Number of electrons		I	480		
Number of alpha electrons		I	240		
Number of beta electrons		I	240		
Number of basis functions		I	656		
Number of independent functions		I	656		
Number of point charges in /Mol/		I	0		
Number of translation vectors		I	0		
Atomic numbers		I	N= 87		
6	6	6	6	6	6
6	6	6	6	6	6
6	6	6	6	6	6
6	6	7	7	7	7
6	6	6	6	6	6
6	6	6	6	6	6
6	6	6	6	6	1
1	1	1	1	1	1
1	9	9	9	9	9
9	9	9	9	9	9
9	9	9	9	49	6
6	6	6	6	6	6
6	6	6	7	7	1
1	1	1	1	1	1
1	1	1			

Table S2. The current cartesian coordinates of DFT optimized indium corrole complex 1 in pyridine

2.36713853E+00	3.62148250E+00	-4.58890024E-01	-2.42528326E+00	3.55366897E+00
-5.18158572E-01	-5.27524614E+00	3.66525656E-01	-9.51912763E-01	-6.63099029E+00
2.74971836E+00	-1.14859200E+00	-4.89854653E+00	4.69277129E+00	-8.84692994E-01
5.32649699E+00	5.18666406E-01	-7.99834648E-01	6.62797473E+00	2.94052807E+00
-8.08642480E-01	4.83215047E+00	4.82965449E+00	-6.01373378E-01	6.43570499E+00
-1.90139806E+00	-1.18048517E+00	9.22538697E+00	-2.04147756E+00	-1.61243634E+00
5.06050418E+00	-4.21698339E+00	-1.40708482E+00	1.50983179E+00	-6.55970547E+00
-1.80249410E+00	5.76497145E+00	-6.61615836E+00	-2.53809511E+00	3.55208313E+00
-8.05659378E+00	-2.79494139E+00	-1.21259769E+00	-6.58668883E+00	-1.87227698E+00
-4.84279520E+00	-4.34669598E+00	-1.61956259E+00	-3.18790882E+00	-8.17627911E+00
-2.86227156E+00	-5.44989550E+00	-6.80302183E+00	-2.68599169E+00	-6.29251409E+00
-2.08215051E+00	-1.40060044E+00	-9.07356729E+00	-2.26339228E+00	-1.89467976E+00
2.72928985E+00	1.01307065E+00	-5.01721015E-01	2.51088151E+00	-4.31945155E+00
-8.89545160E-01	-2.29820062E+00	-4.34994852E+00	-1.06313960E+00	-2.72006285E+00
9.40816653E-01	-4.91733042E-01	1.08415277E+01	-3.25005645E+00	1.19085289E-01
1.34484546E+01	-3.46179234E+00	-2.57515656E-01	1.45392220E+01	-2.44247531E+00
-2.43578990E+00	1.30028926E+01	-1.23390688E+00	-4.21119361E+00	1.03999659E+01
-1.05666832E+00	-3.78566361E+00	-1.08527548E+01	-2.14078369E+00	7.43982356E-02
-1.34567589E+01	-2.33161038E+00	-3.34352393E-01	-1.43688787E+01	-2.66464640E+00
-2.79033388E+00	-1.00709145E+01	-2.59080921E+00	-4.33519315E+00	-1.26651509E+01
-2.79343441E+00	-4.80375825E+00	5.71553217E-01	9.17134439E+00	-2.33436131E+00
-8.87329528E-01	8.92544526E+00	1.91441239E+00	4.98290991E-01	1.18123509E+01
-2.23536929E+00	-9.88766550E-01	1.15611363E+01	2.06973661E+00	-2.86708152E-01
1.30160197E+01	-1.98086082E-02	-1.08901896E-01	7.63419583E+00	-2.75093076E-01
-4.65647058E-02	4.81025083E+00	-3.83193960E-01	-7.29149229E+00	-7.42493909E+00
-3.32124782E+00	-2.95405337E+00	-1.00505356E+01	-3.64495252E+00	3.38970770E+00
-9.90608760E+00	-3.65128182E+00	7.63339303E+00	-7.14518611E+00	-3.18034843E+00
8.64614898E+00	3.20718879E+00	-9.87792953E-01	5.18313624E+00	6.84257209E+00
-5.92383486E-01	-5.28327106E+00	6.69556400E+00	-1.01694233E+00	-8.62993560E+00
2.94969416E+00	-1.52600329E+00	1.40637789E+01	-2.41908706E-01	-6.38725156E+00
8.95028199E+00	9.82507349E-02	-5.64287067E+00	9.85373319E+00	-4.25555076E+00
2.33424021E+00	1.49563031E+01	-4.65499889E+00	1.51731639E+00	1.71137659E+01
-2.63309871E+00	-2.83250511E+00	-1.00287008E+01	-1.84286900E+00	2.54929701E+00
-8.45378058E+00	-2.68124787E+00	-6.39921571E+00	-1.35557346E+01	-3.10649110E+00
-7.24343134E+00	-1.69369817E+01	-2.85978472E+00	-3.22404916E+00	-1.51330999E+01
-2.20630904E+00	1.67068469E+00	-1.56249468E+00	7.55602045E+00	4.05272335E+00
1.31117868E+00	8.06397460E+00	-4.59505635E+00	1.17874966E+00	1.32405107E+01
-4.31911781E+00	-3.72552024E-01	1.56236524E+01	1.03674040E-01	-1.75959141E+00
1.27378043E+01	4.27632389E+00	3.08210838E-02	-1.66238600E+00	7.63275818E-01
3.45005074E+00	2.48654018E-01	5.60726750E+00	3.45321673E+00	-4.16452033E+00
5.25142433E+00	4.99097950E+00	1.52624135E-01	7.76207971E+00	4.99753424E+00
-4.41268350E+00	7.39151361E+00	5.77747845E+00	-2.21862939E+00	8.67726861E+00
-3.53111501E+00	-4.54766402E+00	4.96769106E+00	-3.59383292E+00	-1.64147122E-01
5.58327955E+00	-5.21234097E+00	-4.02183766E-01	7.66856908E+00	-5.14606303E+00
-4.93732547E+00	7.03442198E+00	-6.00099067E+00	-2.83089482E+00	8.41501172E+00
-2.75270606E+00	-2.20138286E+00	4.25362682E+00	2.67804869E+00	-1.87338094E+00
4.37256542E+00	2.83712593E+00	2.04526852E+00	4.83480077E+00	2.84577130E+00
-5.81103732E+00	4.19338723E+00	5.5837546E+00	1.89379632E+00	8.68250189E+00
5.57427431E+00	-6.27774519E+00	8.01558515E+00	6.97412692E+00	-2.35176411E+00
1.03388547E+01	-7.25543843E+00	-3.07367526E+00	1.00206384E+01	-5.71771377E+00
-6.84225701E+00	7.53010532E+00	-2.86437768E+00	-6.12364154E+00	3.84049005E+00
-2.97470275E+00	1.68209072E+00	4.94320206E+00	-5.83772604E+00	1.27639435E+00
8.66454407E+00				