



## Length-Weight Relationship of Diamondback Puffer *Lagocephalus guentheri* from the Northeastern Mediterranean Sea

Servet Ahmet DOĞDU<sup>1,2\*</sup> Cemal TURAN<sup>2</sup>

<sup>1</sup>İskenderun Teknik Üniversitesi, Denizcilik Teknolojisi Yüksekokulu, Sualtı Teknolojileri, 31200 İskenderun, Hatay, Türkiye

<sup>2</sup>İskenderun Technical University, Marine Sciences and Technology Faculty, Marine Science Department, Molecular Ecology and Fisheries Laboratory  
31200 İskenderun, Hatay, Türkiye

Received: 02.05.2024

Accepted: 24.06.2024

Published: 30.09.2024

How to cite: Doğdu, S.A. & Turan, C. (2024). Length-Weight Relationship of Diamondback Puffer *Lagocephalus guentheri* from the Northeastern Mediterranean Sea. *J. Anatolian Env. and Anim. Sciences*, 9(3), 326-333. <https://doi.org/10.35229/jaes.1477037>

Atf yapmak için: Doğdu, S.A. & Turan, C. (2024). Kuzeydoğu Akdeniz'den Elmas Sırtlı Kirpi Balığı *Lagocephalus guentheri*'nin Boy-Ağırlık İlişkisi. *Anadolu Çev. ve Hay. Dergisi*, 9(3), 326-333. <https://doi.org/10.35229/jaes.1477037>

\*ID: <https://orcid.org/0000-0003-2939-5838>  
ID: <https://orcid.org/0000-0001-9584-0261>

\*Corresponding author's:  
Servet Ahmet DOĞDU  
İskenderun Technical University, Maritime  
Technology School of Higher Education,  
Underwater Technologies, 31200 İskenderun,  
Hatay, Türkiye  
✉: [servet.dogdu@iste.edu.tr](mailto:servet.dogdu@iste.edu.tr)

**Abstract:** The length-weight relationship data is important basic information that helps to compare species between populations and habitats. In this study, we provide detailed information on the length-weight relationships and condition factors of *Lagocephalus guentheri* from the İskenderun Bay, northeastern Mediterranean Sea. A total of 408 (262 Female, 146 Male) specimens were collected on commercial trawlers by local fishermen caught between December 2022 to December 2023 from İskenderun Bay. The total length range was 11.0-36.9 cm and 11.2-36.7 cm for females and males, respectively. The total weight values of females and males ranged from 20.30-1080.50 g and 20.50-1012.36 g, respectively. The length-weight relationship of *L. guentheri* was calculated as  $W = 0.0098 \times L^{3.2145}$  ( $R^2 = 0.9960$ ) for females,  $W = 0.009 \times L^{3.2399}$  ( $R^2 = 0.9963$ ) for males, and  $W = 0.0095 \times L^{3.2243}$  ( $R^2 = 0.9962$ ) both sexes. The Fulton's condition factor was observed as 1.2384 for females, 1.2504 for males, and 1.2335 for both sexes. This study is the most recent reference on length-weight relationships and condition factors for *L. guentheri* after correction of species identification. It is very important to determine the population parameters of pufferfish species to shed light on the studies to be carried out to restore the ecological balance in the Mediterranean ecosystem. This study will provide basic information that will be useful for fisheries scientists and managers in the Mediterranean Sea.

**Keywords:** Alien species, *Lagocephalus guentheri*, İskenderun bay, mediterranean sea, pufferfish.

## Kuzeydoğu Akdeniz'den Elmas Sırtlı Kirpi Balığı *Lagocephalus guentheri*'nin Boy-Ağırlık İlişkisi

**Öz:** Boy-ağırlık ilişkisi verileri, türlerin popülasyonlar ve habitatlar arasında karşılaştırılmasına yardımcı olan önemli temel bilgilerdir. Bu çalışmada, kuzeydoğu Akdeniz'de bulunan İskenderun Körfezi'nden *Lagocephalus guentheri*'nin boy-ağırlık ilişkileri ve kondisyon faktörleri hakkında ayrıntılı bilgiler sunuyoruz. Toplam 408 örnek (262 Dişi, 146 Erkek), Aralık 2022 ile Aralık 2023 tarihleri arasında İskenderun Körfezi'nden yerel balıkçılar tarafından avlanan ticari trol teknelerinden toplanmıştır. Toplam boy aralığı dişiler ve erkekler için sırasıyla 11.0-36.9 cm ve 11.2-36.7 cm'dir. Dişilerin ve erkeklerin toplam ağırlıkları sırasıyla 20.30-1080.50 g ve 20.50-1012.36 g arasında değişmektedir. *L. guentheri*'nin boy-ağırlık ilişkisi dişiler için  $W = 0.0098 \times L^{3.2145}$  ( $R^2 = 0.9960$ ), erkekler için  $W = 0.009 \times L^{3.2399}$  ( $R^2 = 0.9963$ ) ve her iki cinsiyet için  $W = 0.0095 \times L^{3.2243}$  ( $R^2 = 0.9962$ ) olarak hesaplanmıştır. Fulton'un kondisyon faktörü dişiler için 1.2384, erkekler için 1.2504 ve her iki cinsiyet için 1.2335 olarak gözlemlenmiştir. Bu çalışma, tür tanımlamasının düzeltilmesinden sonra *L. guentheri* için boy-ağırlık ilişkileri ve kondisyon faktörleri üzerine en yeni referanstır. Akdeniz ekosisteminde ekolojik dengenin yeniden sağlanması için yapılacak çalışmalara ışık tutması açısından balon balığı türlerinin popülasyon parametrelerinin belirlenmesi oldukça önemlidir. Bu çalışma, Akdeniz'deki balıkçılık bilimcileri ve yöneticileri için faydalı olacak temel bilgileri sağlayacaktır.

\*Sorumlu yazar:  
Servet Ahmet DOĞDU  
İskenderun Teknik Üniversitesi, Denizcilik  
Teknolojisi Yüksekokulu, Sualtı Teknolojileri,  
31200 İskenderun, Hatay, Türkiye  
✉: [servet.dogdu@iste.edu.tr](mailto:servet.dogdu@iste.edu.tr)

**Anahtar kelimeler:** Akdeniz, balon balığı, *Lagocephalus guentheri*, İskenderun körfezi, yabancı tür.

## INTRODUCTION

The opening of the Suez Canal and the warming of the waters due to climate change are increasing the negative pressure of alien species on the Mediterranean ecosystem day by day (Turan et al., 2016; Turan and Dogdu, 2022; Langeneck et al., 2023). Over 700 species of fish live in the Mediterranean Sea. These include at least 80 non-native migrants from the Red Sea and Indo-Pacific (Gürlek et al., 2016; Turan et al., 2022; Mutlu et al., 2023). The eastern Mediterranean coast of Türkiye is one of the most important stopping points for alien fish species entering the Mediterranean Sea. To date, almost 100 alien fish species have been reported from the coast of Türkiye (Turan et al., 2018; Çınar et al., 2021; Karataş et al., 2021).

Pufferfish have been declared an invasive alien species by the European Alien Species Information Network due to their damage to fisheries and also they were non-commercially important species (Doğdu et al., 2021a). With its strong jaw structure and teeth, it causes great economic damage to small-scale fishermen and is hunted by fishermen. In addition, since it feeds on species of economic importance, it causes serious damage to the stock of native species (Yalınz et al., 2017; Doğdu et al., 2021b). They also cause financial losses by damaging the hunting equipment used in general. Tetrodotoxin (TTX), a potent neurotoxin, is known to be extensively present in the body of the pufferfish species (Kosker et al., 2019). Pufferfish is present in Turkish marine waters and is composed of seven valid species across four genera, namely *Lagocephalus lagocephalus*, *L. guentheri*, *L. sceleratus*, *L. suezensis*, *Sphoeroides pachygaster*, *Torquigener hypselogeneion* and *Tylerius spinosissimus* (Erguden et al., 2017; Turan et al., 2017; Doğdu and Turan, 2021a; Bilecenoğlu and Yokeş, 2022).

The taxonomic status of alien taxa in the Mediterranean Sea is subject to continuous revision in light of the incorporation of new data on species distributions, identification and nomenclature (Vella et al., 2017; Zenetos et al., 2017; Galil et al., 2018; Bilecenoğlu and Yokeş, 2022). According to the results of recent molecular and morphological studies on Tetraodontidae species distributed in the Mediterranean, it was reported that *L. guentheri* was misidentified as *L. spadiceus* (Vella et al., 2017; Zenetos et al., 2017; Giusti et al., 2019; Çınar et al., 2021) and *Torquigener hypselogeneion* was misidentified as *Torquigener flavimaculosus* (Bilecenoğlu and Yokeş, 2022).

The diamondback puffer, *Lagocephalus guentheri* Miranda Ribeiro, 1915 is found from the Indo-Pacific to the Red Sea and Southwest Atlantic. In 2015, the first report of *L. guentheri* from the Mediterranean Sea was reported from Egypt waters (Farrag et al., 2016) and then the presence of the species in Turkey was confirmed with a single record from Çandarlı Bay, İzmir in the northern Aegean Sea (Akyol & Aydın, 2016). After that, *L. guentheri* was recorded a

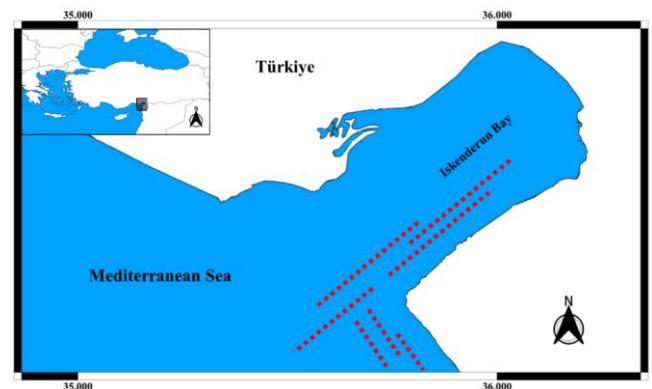
second time in Turkey from Iskenderun Bay (Ergüden et al., 2017).

In fisheries biology, there are several uses of length-weight relationship (LWR) data. As; estimating the weight from the length of the fish with length classes, biomass calculations, calculations of stock assessment models, calculations of condition indices and comparisons of populations (Anderson et al., 1983; Bilge et al., 2017; Ergüden et al., 2023; Doğdu and Turan, 2024). LWR data are essential for assessing the status of fish stocks, providing fundamental information on the condition and growth of fish (Le Cren, 1951; Ricker, 1975). This important basic information helps to compare species between populations and habitats (Ergüden and Doğdu, 2020; Turan et al., 2021; 2023).

In this study, we provide detailed information on the length-weight relationships and condition factors of *Lagocephalus guentheri* from the Iskenderun Bay, northeastern Mediterranean Sea.

## MATERIAL AND METHOD

Specimens were caught between December 2022 to December 2023 from Iskenderun Bay (Figure 1). A total of 408 (262 Female, 146 Male) *L. guentheri* specimens were collected on commercial trawlers by local fishermen (Figure 2). The collected samples were transported to the laboratory in ice in cold transport bags and stored at -21°C until analyses. Species were identified according to Erguden et al. (2017). Once the species had been identified, the total length (to within 0.1 cm) and total weight (to within 0.01 g) of each specimen were measured. The sex of each specimen was determined by macroscopic examination of the gonads. The principles of the Local Ethics Committee have been complied with.



**Figure 1.** Commercial trawling area (red dotted lines) where *L. guentheri* specimens were caught.

The length-weight relationship (LWR) was established following the formula of Ricker (1975):

$$W = aL^b$$

The abbreviations for the formulation parameters are as follows: *W* is weight in grams, *L* is the total length in

centimetres,  $b$  is the length-weight factor and  $a$  is a constant. All samples were analysed for the LWR, with separate tests conducted for males and females. Then, the parameters were estimated by linear regression on the transformed equation Ricker (1975):

$$\log(W) = \log(a) + b \times \log(L)$$

The parameters  $a$  and  $b$  were calculated using least-squares regression as the coefficient of determination ( $R^2$ ).

The Fulton's condition factor ( $K$ ) was calculated following the formula of Sparre and Venema (1992):

$$K = \left(\frac{W}{L^3}\right) \times 100$$

The abbreviations for the formulation parameters are as follows:  $W$  is weight in grams,  $L$  is total length in centimetres. All samples were analysed for the condition factor, with separate tests conducted for males and females.



Figure 2. *L. guentheri* samples were collected from Iskenderun Bay.

Table 1. Parameters of length-weight relationships of *L. guentheri* for each sex (SD: Standard Deviation).

Sex	N	TL min-max (cm)	Mean TL $\pm$ SD (cm)	W min-max (g)	Mean W $\pm$ SD	W = aL <sup>b</sup>		
						a	b	R <sup>2</sup>
Female	262	11.0-36.9	24.9 $\pm$ 6.58	20.30-1080.50	373.4 $\pm$ 251.04	0.0098	3.2145	0.9960
Male	146	11.2-36.7	24.5 $\pm$ 6.54	20.50-1012.36	356.52 $\pm$ 245.22	0.009	3.2399	0.9963
Both Sexes	408	11.0-36.9	24.8 $\pm$ 6.6	20.30-1080.50	367.30 $\pm$ 249.40	0.0095	3.2243	0.9962

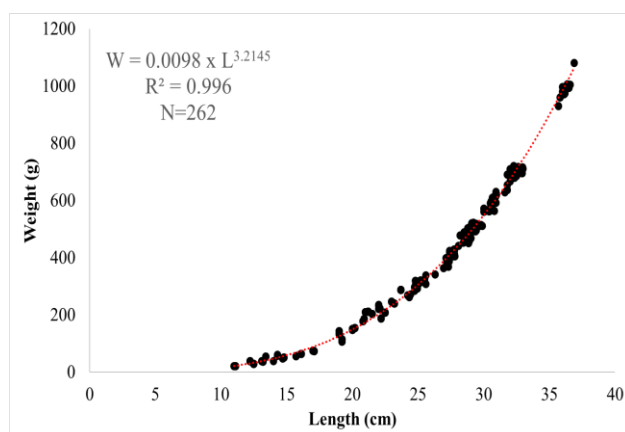


Figure 3. Length-weight relationships of *L. guentheri* female specimens.

## RESULTS

In this study, a total of 408 *L. guentheri* specimens were investigated. The total length range was 11.0 - 36.9 cm and 11.2 - 36.7 cm for females and males, respectively. The total weight values of females and males ranged from 20.30-1080.50 g and 20.50-1012.36 g, respectively. For all specimens, the mean total length and total weight were observed as 24.4  $\pm$  6.6 cm and 367.30  $\pm$  249.4 g, respectively (Table 1).

The length-weight relationship of *L. guentheri* was calculated as  $W = 0.0098 \times L^{3.2145}$  ( $R^2 = 0.9960$ ) for females (Figure 3),  $W = 0.009 \times L^{3.2399}$  ( $R^2 = 0.9963$ ) for males (Figure 4), and  $W = 0.0095 \times L^{3.2243}$  ( $R^2 = 0.9962$ ) both sexes (Table 1, Figure 5). The "b" value, which using least-squares regression was higher than "3" for all individuals indicating that this species exhibits positive allometric growth.

The population was composed of 64.21% females (262 specimens) and 35.79% males (146 individuals). The population is dominated by the females (1:1.79). The  $\chi^2$  test demonstrated a significant difference between the expected theoretical 1:1 ratio and the observed proportion ( $P < 0.001$ ).

Fulton's condition factor ( $K$ ) was calculated using the weight. The condition factors were observed as 1.2384 for females, 1.2504 for males, and 1.2335 for both sexes. Condition factor values do not show significant variations ( $p > 0.001$ ) for female and male samples.

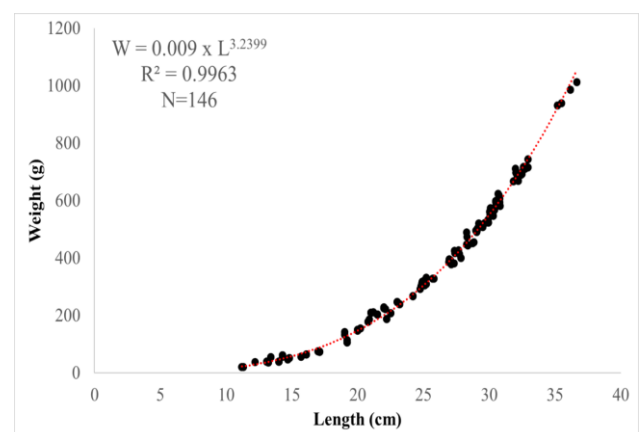


Figure 4. Length-weight relationships of *L. guentheri* male specimens.

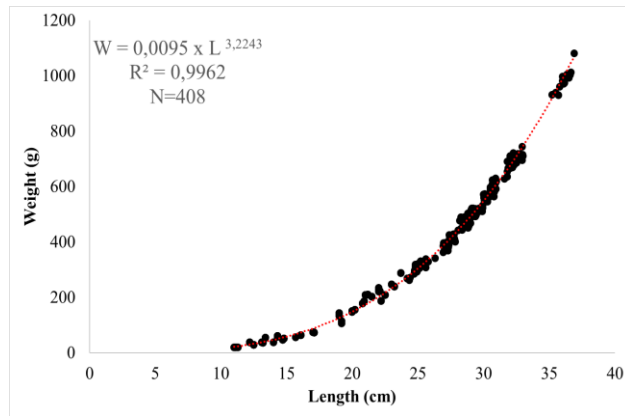


Figure 5. Length-weight relationships of all *L. guentheri* specimens.

## DISCUSSION AND CONCLUSION

Non-native fish species have significant negative impacts on human health, biodiversity and fisheries (Çinar et al., 2014). Pufferfish are among the fish species that exhibit these negative effects. (Langeneck et al., 2023; Doğdu et al., 2024). So, it is of great importance to know the biology of invasive species such as pufferfish. Until today, many studies have been carried out on the length-weight relationships of pufferfish distributed in Turkish marine waters (Table 2). This study contributes to bringing the information on the length-weight relationship of the diamondback pufferfish *Lagocephalus guentheri* (misidentified *L. spadiceus*) up to date.

Table 2. Previous studies on length-weight relationships of pufferfish distributed on the coast of Türkiye.

Species	N	a	b	R <sup>2</sup>	References
<i>Lagocephalus scleratus</i>	27	0.0066	3.302	0.85	Sangün et al. (2007)
<i>Lagocephalus scleratus</i>	656	0.012	2.979	0.99	Aydın (2011)
<i>Lagocephalus scleratus</i>	263	-1.8702	3.0028	0.993	Yıldırım (2011)
<i>Lagocephalus scleratus</i>	113	0.0228	2.9109	0.9826	Tüzün (2012)
<i>Lagocephalus scleratus</i>	545	0.0136	2.9361	0.993	İrmak (2012)
<i>Lagocephalus scleratus</i>	77	0.0293	2.7109	0.9448	Başusta et al. (2013a)
<i>Lagocephalus scleratus</i>	208	0.012	3.021	0.989	Özbay (2015)
<i>Lagocephalus scleratus</i>	997	0.0122	2.981	0.994	Aydın et al. (2017)
<i>Lagocephalus scleratus</i>	125	0.01646	2.9272	0.974	Bilge et al. (2017)
<i>Lagocephalus scleratus</i>	69	0.0172	2.892	-	Mutlu et al. (2017)
<i>Lagocephalus scleratus</i>	57	0.0117	2.9646	0.9938	Ayas et al. (2019)
<i>Lagocephalus scleratus</i>	208	0.012	3.02	-	Koç et al. (2020)
<i>Lagocephalus scleratus</i>	11	0.0304	2.649	0.9768	Türker et al. (2020)
<i>Lagocephalus scleratus</i>	100	0.0102	3.0118	0.991	Zengin and Türker (2020)
<i>Lagocephalus scleratus</i>	1013	0.0161	2.9140	0.954	Ulman et al. (2021)
<i>Lagocephalus scleratus</i>	751	0.0119	2.9790	0.995	Ersönmez et al. (2023)
<i>Lagocephalus suezensis</i>	86	0.0236	2.75	0.957	Ergüden et al. (2009)
<i>Lagocephalus suezensis</i>	1055	0.012	2.9981	0.9957	Ok (2012)
<i>Lagocephalus suezensis</i>	979	0.0198	2.7946	0.858	Başusta et al. (2013b)
<i>Lagocephalus suezensis</i>	15	0.0189	2.7510	0.94	Yapıcı et al. (2015)
<i>Lagocephalus suezensis</i>	150	0.0142	2.9557	0.9608	Aydın et al. (2017)
<i>Lagocephalus suezensis</i>	84	0.02138	2.7586	0.871	Bilge et al. (2017)
<i>Lagocephalus suezensis</i>	196	0.0102	3.0270	0.972	Ayas et al. (2019)
<i>Lagocephalus suezensis</i>	129	0.119	2.9893	0.9859	Ersönmez (2019)
<i>Lagocephalus suezensis</i>	1279	0.017	2.8900	0.95	Manaşlı et al. (2020)
<i>Lagocephalus spadiceus</i>	19	0.0000208	2.951	0.97	Taşkavak and Bilecenoğlu (2001)
<i>Lagocephalus spadiceus</i>	89	0.0204	2.901	0.943	Ergüden et al. (2009)
<i>Lagocephalus spadiceus</i>	1089	0.0364	2.6966	0.8646	Başusta et al. (2013a)
<i>Lagocephalus spadiceus</i>	78	0.0337	2.7868	0.9826	Aydın et al. (2017)
<i>Lagocephalus spadiceus</i>	117	0.03327	2.7315	0.913	Bilge et al. (2017)
<i>Lagocephalus spadiceus</i>	48	0.0301	2.7637	0.9811	Ayas et al. (2019)
<i>Lagocephalus spadiceus</i>	14	0.0215	2.888	0.984	Türker et al. (2020)
<i>Torquigener flavimaculosus</i>	11	0.0403	2.9020	0.97	Ergüden et al. (2015)
<i>Torquigener flavimaculosus</i>	28	0.03761	2.8363	0.896	Bilge et al. (2017)
<i>Torquigener flavimaculosus</i>	334	0.0083	3.3267	0.9238	Ayas et al. (2019)
<i>Torquigener flavimaculosus</i>	216	0.0164	3.0656	0.9906	Ersönmez (2019)
<i>Torquigener flavimaculosus</i>	504	0.013	3.0940	0.918	Alagöz-Ergüden et al. (2020)
<i>Torquigener lypselogeneion</i>	817	0.0165	3.0471	0.907	Ulman et al. (2023)
<i>Tylerius spinosissimus</i>	6	0.0133	3.425	0.975	Ergüden et al. (2015)

The coefficient of determination (R<sup>2</sup>) for *L. guentheri* was observed as 0.9960 for females, 0.9963 for males and 0.9962 for both sexes. The length-weight relationship (LWR) displayed a strong correlation between

the length and weight of the specimens. Human and Al-Busaidi (2008) reported the R<sup>2</sup> value of *L. guentheri* at 0.9837 in Oman. Zare et al. (2012) reported the R<sup>2</sup> value of *L. guentheri* as 0.978 in Iran. Padmavathi et al. (2017) found of R<sup>2</sup> value of *L. guentheri* as 0.83. Taheri Mirghaed et al. (2021) reported an R<sup>2</sup> value of *L. guentheri* as 0.981 in the Persian Gulf. Since *L. guentheri* was misidentified in Turkey, *L. spadiceus* was given as the species name in previous studies. Taşkavak and Bilecenoğlu (2001) found of R<sup>2</sup> value of *L. spadiceus* as 0.97. Ergüden et al. (2009) reported of R<sup>2</sup> value of *L. spadiceus* as 0.943. Başusta et al. (2013b) found of R<sup>2</sup> value of *L. spadiceus* as 0.8646. Aydın et al. (2017) reported of R<sup>2</sup> value of *L. spadiceus* as 0.9826. Bilge et al. (2017) found of R<sup>2</sup> value of *L. spadiceus* as 0.913. Ayas et al. (2019) reported of R<sup>2</sup> value of *L. spadiceus* as 0.9811. Türker et al. (2020) found of R<sup>2</sup> value of *L. spadiceus* as 0.984. The study results showed a higher correlation compared to previous studies. When we compare with the studies conducted on other puffer fish species in the waters of our country, it is seen that coefficient of determination (R<sup>2</sup>) results are different in each study but very close to each other (Table 2). These differences can be attributed to various factors such as gonad maturity, gender, nutrition, stomach fullness, health and preservation techniques (Karachle and Stergiou, 2008; Uyan et al., 2024).

The results of growth coefficient values *b* ranged from 3.2145 (females) to 3.2399 (males), and the types of growth are positive allometric. Taşkavak and Bilecenoğlu (2001) found of *b* value of *L. spadiceus* as 2.951. Ergüden et al. (2009) reported of *b* value of *L. spadiceus* as 2.901. Zare et al. (2012) found the *b* value of *L. guentheri* as 2.70. Başusta et al. (2013b) reported of *b* value of *L. spadiceus* as 2.6966. Aydın et al. (2017) reported of *b* value of *L. spadiceus* as 0.7868. Bilge et al. (2017) found of *b* value of *L. spadiceus* as 2.7315. Padmavathi et al. (2017) reported of *b* value of *L. guentheri* as 2.7595. Ayas et al. (2019) found of *b* value of *L. spadiceus* as 2.7637. Türker et al. (2020) found of *b* value of *L. spadiceus* as 2.888. Taheri Mirghaed et al. (2021) reported a *b* value of *L. guentheri* as 2.693. The *b* value is directly related to the body shape of fish and may vary with the habitat and diet (Ricker, 1975). A *b* value close to 3 indicates that the body weight of the fish increases in parallel with the growth in length. Our study showed positive allometric growth. However, previous studies have found negative allometric growth. When we look at other studies conducted in our country, negative allometric growth was generally detected in pufferfish species with a few exceptions; *L. scleratus* (Sangün et al., 2007; Yıldırım, 2011; Özbay, 2015; Torcu-Koç et al., 2020; Zengin and Türker, 2020), *T. flavimaculosus* (Ayas et al., 2019; Ersönmez, 2019; Alagöz-Ergüden et al., 2020; Ulman et al., 2023), and *T.*

*spinosissimus* (Ergiden et al., 2015). As the body form of pufferfish is fusiform, the *b* values obtained in all studies were close to 3 (Table 2). The minor discrepancies in the *b* values can be attributed to a multitude of factors, including variations in environmental conditions, biological parameters, population size and sampling methodologies e.g. (Ricker, 1975; Doğdu and Turan, 2021b; Ergüden et al., 2023).

The condition factor (K) is an indicator that allows for the assessment of the health and condition of fish, intending to facilitate comparisons in the rates of growth observed across different geographical locations. *K* value exceeding 1 is regarded as an indicator of a robust fish population (Le Cren, 1951). The results of the condition factor analysis revealed values of 1.2384, 1.2504, and 1.2335 for female, male, and both sexes, respectively. These findings indicate that the *L. guentheri* population appears to be in good condition.

In conclusion, this study is the most recent reference on length-weight relationships and condition factors for *L. guentheri* after correction of species identification. It is very important to determine the population parameters of pufferfish species to shed light on the studies to be carried out to restore the ecological balance in the Mediterranean ecosystem. This study will provide basic information that will be useful for fisheries scientists and managers in the Mediterranean Sea.

## REFERENCES

- Akyol, O. & Aydın, İ. (2016). A new record of *Lagocephalus guentheri* (Tetraodontiformes: Tetraodontidae) from the north-eastern Aegean Sea. *Zoology in the Middle East*, **62**(3), 271-273. DOI: [10.1080/09397140.2016.1226244](https://doi.org/10.1080/09397140.2016.1226244)
- Alagöz-Ergüden, S.A., Ayas, D. & Ergüden, D. (2020). The length-weight relationship and condition factor of yellowspotted puffer *Torquigener flavimaculosus* Hardy & Randall, 1983 in the Eastern Mediterranean (Yumurtalık Bight, Turkey). *Marine Science and Technology Bulletin*, **9**(2), 87-91. DOI: [10.33714/masteb.700374](https://doi.org/10.33714/masteb.700374)
- Anderson, R.O., Gutreuter, S.J., Nielsen, L. & Johnson, D. (1983). *Fisheries techniques*. American Fisheries Society, Bethesda Maryland. Brown, 337p.
- Ayas, D., Gürlek, M., Çiftçi, N., Doğdu, S.A., Akbora, H.D., Moez, S. & Turan, C. (2019). Length-weight relationships of pufferfish species (Tetraodontidae Bonaparte, 1832) from Mersin Bay, Northeastern Mediterranean Sea. *Next Generation Biometry Workshop and Course*, 04-06 October 2019, Iskenderun-Hatay, Türkiye, 18-25.
- Aydın, M. (2011). Growth, reproduction and diet of pufferfish (*Lagocephalus sceleratus* Gmelin, 1789) from Turkey's Mediterranean Sea coast. *Turkish Journal of Fisheries and Aquatic Sciences*, **11**(4), 569-576. DOI: [10.4194/1303-2712-v11\\_4\\_10](https://doi.org/10.4194/1303-2712-v11_4_10)
- Aydın, M., Erkan, S. & Dal, İ. (2017). Length-weight relationships of the 3 Tetraodontidae (*Lagocephalus sceleratus*, *Lagocephalus spadiceus*, *Lagocephalus suezensis*) in the Antalya Bay. *Turkish Journal of Maritime and Marine Sciences*, **3**(2), 67-74.
- Başusta, A., Başusta, N. & Özer, E.I. (2013a). Length-weight relationship of two puffer fishes, *Lagocephalus sceleratus* and *Lagocephalus spadiceus*, from Iskenderun Bay, northeastern Mediterranean, Turkey. *Pakistan Journal of Zoology*, **45**(4), 1047-1051.
- Başusta, A., Başusta, N., Özer, E.I., Girgin, H. & Aslan, E. (2013b). Some population parameters of the Lessepsian Suez puffer (*Lagocephalus suezensis*) from Iskenderun Bay, northeastern Mediterranean, Turkey. *Pakistan Journal of Zoology*, **45**(6), 1779-1782.
- Bilecenoğlu, M. & Baki Yokeş, M. (2022). *Torquigener flavimaculosus* Hardy & Randall, 1983 (Actinopteri: Tetraodontidae), a junior synonym of *Torquigener hypselogeneion* (Bleeker, 1852) based on molecular and morphological data. *Zoology in the Middle East*, **68**(4), 309-319. DOI: [10.1080/09397140.2022.2121082](https://doi.org/10.1080/09397140.2022.2121082)
- Bilge, G., Filiz, H. & Yapici, S. (2017). Length-weight relationships of four lessepsian puffer fish species from Muğla Coasts of Turkey. *Natural and Engineering Sciences*, **2**(3), 36-40. DOI: [10.28978/nesciences.369527](https://doi.org/10.28978/nesciences.369527)
- Çınar, M.E., Arianoutsou, M., Zenetos, A. & Golani, D. (2014). Impacts of invasive alien marine species on ecosystem services and biodiversity: a pan-European review. *Aquatic Invasions*, **9**(4), 391-423. DOI: [10.3391/ai.2014.9.4.01](https://doi.org/10.3391/ai.2014.9.4.01)
- Çınar, M.E., Bilecenoğlu, M., Yokeş, M.B., Öztürk, B., Taşkin, E., Bakir, K. & Açık, Ş. (2021). Current status (as of end of 2020) of marine alien species in Turkey. *PLoS One*, **16**(5), e0251086. DOI: [10.1371/journal.pone.0251086](https://doi.org/10.1371/journal.pone.0251086)
- Doğdu, S.A. & Turan, C. (2021a). Authentication and traceability of pufferfish species using DNA sequencing. *Pakistan Journal of Marine Sciences*, **30**(1), 1-11.
- Doğdu, S.A. & Turan, C. (2021b). Genetic and morphological impact of the cultured gilthead sea bream (*Sparus aurata* Linnaeus, 1758) populations on wild stocks. *Egyptian Journal of Aquatic Biology and Fisheries*, **25**(4), 499-511. DOI: [10.21608/ejabf.2021.191035](https://doi.org/10.21608/ejabf.2021.191035)
- Doğdu, S.A. & Turan, C. (2024). Biological and growth parameters of *Plotosus lineatus* in the Mediterranean Sea. *PeerJ*, **12**, e16945. DOI: [10.7717/peerj.16945](https://doi.org/10.7717/peerj.16945)

- Doğdu, S.A., Çiftçi, N., Ayas, D. & Turan, C. (2021a). Potential Usage of Pufferfish Dentin as a Metal Accumulation Indicator. *Journal of Water Chemistry and Technology*, **43**, 269-275. DOI: [10.3103/S1063455X21030061](https://doi.org/10.3103/S1063455X21030061)
- Doğdu, S.A., Turan, C., Depci, T. & Ayas, D. (2021b). Natural hydroxyapatite obtained from pufferfish teeth for potential dental application. *Journal of Ceramic Processing Research*, **22**(3), 356-361. DOI: [10.36410/jcpr.2021.22.3.356](https://doi.org/10.36410/jcpr.2021.22.3.356)
- Doğdu, S.A., Turan, C., Depci, T., Bahceci, E., Sangun, K. & Ayas, D. (2024). Hydroxyapatite production and characterization from four pufferfish species teeth. *Journal of Ceramic Processing Research*, **25**(1), 85-91. DOI: [10.36410/jcpr.2024.25.1.85](https://doi.org/10.36410/jcpr.2024.25.1.85)
- Ergüden, D. & Doğdu, S. A. (2020). Age, growth and mortality estimates of *Sillago suezensis* from Iskenderun Bay, northeastern Mediterranean Sea. *Cahiers de Biologie Marine*, **61**, 81-90.
- Ergüden, D., Turan, C. & Gurlek, M. (2009). Weight-length relationships for 20 Lessepsian fish species caught by bottom trawl on the coast of Iskenderun Bay (NE Mediterranean Sea, Turkey). *Journal of Applied Ichthyology*, **25**(1), 133-135. DOI: [10.1111/j.1439-0426.2008.01198.x](https://doi.org/10.1111/j.1439-0426.2008.01198.x)
- Ergüden, D., Ergüden, S.A. & Gurlek, M. (2015). Length-weight relationships for six fish species in Iskenderun Bay (Eastern Mediterranean Sea coast of Turkey). *Journal of Applied Ichthyology*, **31**(6), 1148-1149. DOI: [10.1111/jai.12839](https://doi.org/10.1111/jai.12839)
- Ergüden, D., Kabaklı, F., Uyan, A., Doğdu, S.A., Karan, S., Gurlek, M. & Turan, C. (2017). New record of diamondback puffer *Lagocephalus guentheri* Miranda Ribeiro, 1915 from the North-eastern Mediterranean, Turkey. *Natural and Engineering Sciences*, **2**(3), 67-73. DOI: [10.28978/nesciences.369554](https://doi.org/10.28978/nesciences.369554)
- Ergüden, D., Doğdu, S.A. & Turan, C. (2023). The length-weight relationship and condition factor of the red cornetfish, *Fistularia petimba* Lacepède, 1803 in the Southeastern Mediterranean coast of Türkiye (İskenderun Bay). *Turkish Journal of Bioscience and Collections*, **7**(2), 91-98.
- Ersönmez, H. (2019). *Population parameters and feeding properties of some puffer fish in Finike Bay (Antalya)*. Çukurova University Institute of Natural and Applied Sciences. Adana, Türkiye, 135p.
- Ersönmez, H., Özyurt, C.E., Mavruk, S., Yıldız, T. & Ulman, A. (2023). An in-depth study of the biology, trophic ecology and catchability of the invasive pufferfish *Lagocephalus sceleratus* from southern Turkey, eastern Mediterranean Sea. *Scientia Marina*, **87**(4), 1-13. DOI: [10.3989/scimar.05351.075](https://doi.org/10.3989/scimar.05351.075)
- Farrag, M., El-Haweet, A.A. & Moustafa, M.A. (2016). Occurrence of puffer fishes (Tetraodontidae) in the eastern Mediterranean, Egyptian coast-filling in the gap. *BioInvasions Record*, **5**(1), 47-54. DOI: [10.3391/bir.2016.5.1.09](https://doi.org/10.3391/bir.2016.5.1.09)
- Galil, B.S., Marchini, A. & Occhipinti-Ambrogi, A. (2018). East is east and West is west? Management of marine bioinvasions in the Mediterranean Sea. *Estuarine, Coastal and Shelf Science*, **201**, 7-16. DOI: [10.1016/j.ecss.2015.12.021](https://doi.org/10.1016/j.ecss.2015.12.021)
- Giusti, A., Guarducci, M., Stern, N., Davidovich, N., Golani, D. & Armani, A. (2019). The importance of distinguishing pufferfish species (*Lagocephalus spp.*) in the Mediterranean Sea for ensuring public health: Evaluation of the genetic databases reliability in supporting species identification. *Fisheries Research*, **210**, 14-21. DOI: [10.1016/j.fishres.2018.10.003](https://doi.org/10.1016/j.fishres.2018.10.003)
- Human, B.A. & Al-Busaidi, H. (2008). Length and weight relationships for 31 species of fishes caught by trawl off the Arabian Sea coast of Oman. *Journal of Agricultural and Marine Sciences*, **13**, 43-52.
- Irmak, E. (2012). *Lessepsian puffer fishes on the Turkish coasts and their feeding properties*. Çanakkale Onsekiz Mart University, Animal Science Dissertation, Çanakkale-Türkiye, 104p.
- Karachle, P.K. & Stergiou, K.I. (2008). Length-length and length-weight relationships of several fish species from the North Aegean Sea (Greece). *Journal of Biological Research-Thessaloniki*, **10**, 149-157.
- Karataş, A., Filiz, H., Erciyas-Yavuz, K., Özeren, S.C. & Tok, C. V. (2021). The vertebrate biodiversity of Turkey. In: Öztürk, M., Altay, V., & Efe, R. (Ed), *Biodiversity, Conservation and Sustainability in Asia: Volume 1: Prospects and Challenges in West Asia and Caucasus.*, 175-274p, Springer International Publishing.
- Koç, H.T. & Erdoğan, Z. (2020). Some biological parameters of silverstripe blaasop *Lagocephalus sceleratus* (Gmelin, 1789) from the Mersin Bay, the Eastern Mediterranean of Turkey. *Acta Biologica Turcica*, **33**(4), 180-192.
- Kosker, A.R., Özogul, F., Ayas, D., Durmus, M., Ucar, Y., Regenstein, J.M. & Özogul, Y. (2019). Tetrodotoxin levels of three pufferfish species (*Lagocephalus sp.*) caught in the North-Eastern Mediterranean sea. *Chemosphere*, **219**, 95-99. DOI: [0.1016/j.chemosphere.2018.12.010](https://doi.org/10.1016/j.chemosphere.2018.12.010)
- Langeneck, J., Baku, R., Chalari, N., Chatzigeorgiou, G., Crocetta, F. & Zenetos, A. (2023). New records of introduced species in the Mediterranean Sea (November 2023). *Mediterranean Marine Science*, **24**(3), 610-632. DOI: [10.12681/mms.35840](https://doi.org/10.12681/mms.35840)
- Le Cren, E.D. (1951). The length-weight relationship and seasonal cycle in gonad weight and condition in the perch (*Perca fluviatilis*). *The Journal of Animal Ecology*, **20**(2), 201-219. <https://doi.org/10.2307/1540>
- Manaşırılı, M., Mavruk, S., Yeldan, H. & Avşar, D. (2020). Population dynamics of suez pufferfish (*Lagocephalus suezensis*) in Iskenderun Bay. *Turkish Journal of Fisheries and Aquatic*

- Sciences*, **20**(10), 749-754. DOI: [10.4194/1303-2712-v20\\_10\\_04](https://doi.org/10.4194/1303-2712-v20_10_04)
- Mutlu, E., Deval, M. & Olguner, T. (2017)**. Length-weight relationships of four pufferfish species in Antalya Bay. *International Symposium on Pufferfish*, 13-14 October 2017, Bodrum-Muğla, Türkiye, 32p.
- Mutlu, E., Meo, I.D., Miglietta, C. & Deval, M.C. (2023)**. Ecological Indicative Stressors of Native vs. Non-Native Fish in an Ultra-Oligotrophic Region of the Mediterranean Sea. *Sustainability*, **15**(3), 1-28. DOI: [10.3390/su15032726](https://doi.org/10.3390/su15032726)
- Ok, M. (2015)**. *Evaluation of the demersal fish assemblages of the northeastern Levant Sea*. Middle East Technical University Graduate School of Marine Sciences, Erdemli-Mersin, Türkiye, 227p.
- Özbay, T. (2015)**. *Investigating of biological features of pufferfish Lagocephalus sceleratus (Gmelin,1789) distributing in Mersin Bay*. Balıkesir University Institute of Science Biology, Balıkesir, Türkiye, 84p.
- Padmavathi, P., Sujatha, K. & Deepti, V.A. (2017)**. Studies on length groups and length-weight relationship of puffer fishes (Pisces: Tetraodontidae) in the catches off Visakhapatnam, India. *Indian Journal of Geo-Marine Sciences*, **46**(5), 972-981.
- Ricker, W. E. (1975)**. Computation and interpretation of biological statistics of fish populations. *Fisheries Research Board of Canada*, **191**, 1-382.
- Sangun, L., Akamca, E. & Akar, M. (2007)**. Weight-length relationships for 39 fish species from the north-eastern Mediterranean coast of Turkey. *Turkish Journal of Fisheries and Aquatic Sciences*, **7**(1), 37-40.
- Sparre, P. & Venema, S.C. (1998)**. *Introduction to tropical fish stock assessment*. Pt. 1: Manual.-Pt. 2: Exercises. FAO, Rome, Italy.
- Taheri Mirghaed, A., Ghodrati Shojaei, M., Taghavi Motlagh, S. A., Mashhadi Farahani, M., & Weight, M. (2021)**. Length-weight and length-length relationships of eight fish species from Hara Biosphere Reserve; a mangrove swamp in the Persian Gulf. *Iranian Journal of Fisheries Sciences*, **20**(1), 292-297.
- Taşkavak, E. & Bilecenoglu, M. (2001)**. Length-weight relationships for 18 Lessepsian (Red Sea) immigrant fish species from the eastern Mediterranean coast of Turkey. *Journal of the Marine Biological Association of the United Kingdom*, **81**(5), 895-896. DOI: [10.1017/S0025315401004805](https://doi.org/10.1017/S0025315401004805)
- Turan, C. & Doğdu, S.A. (2022)**. Preliminary Assessment of Invasive Lionfish *Pterois miles* Using Underwater Visual Census Method in the Northeastern Mediterranean. *Croatian Journal of Fisheries: Ribarstvo*, **80**(1), 38-46. DOI: [10.2478/cjf-2022-0005](https://doi.org/10.2478/cjf-2022-0005)
- Turan, C., Ergüden, D. & Gürlek, M. (2016)**. Climate change and biodiversity effects in Turkish Seas. *Natural and Engineering Sciences*, **1**(2), 15-24. DOI: [10.28978/nesciences.286240](https://doi.org/10.28978/nesciences.286240)
- Turan, C., Gürlek, M., Ergüden, D., Uyan, A., Karan, S., & Doğdu, S.A. (2017)**. Assessing DNA barcodes for identification of pufferfish species (Tetraodontidae) in Turkish marine waters. *Natural and Engineering Sciences*, **2**(3), 55-66. DOI: [10.28978/nesciences.369538](https://doi.org/10.28978/nesciences.369538)
- Turan, C., Gürlek, M., Başusta, N., Uyan, A., Doğdu, S. A. & Karan, S. (2018)**. A checklist of the non-indigenous fishes in Turkish marine waters. *Natural and Engineering Sciences*, **3**(3), 333-358. DOI: [10.28978/nesciences.468995](https://doi.org/10.28978/nesciences.468995)
- Turan, C., Ergenler, A., Doğdu, S.A. & Turan, F. (2021)**. Age and growth of Red Sea goatfish, *Parupeneus forsskali* from Iskenderun Bay, Northeastern Mediterranean Sea. *Journal of Ichthyology*, **61**, 758-763. DOI: [10.1134/S0032945221050155](https://doi.org/10.1134/S0032945221050155)
- Turan, C., Ayas, D., Doğdu, S.A. & Ergenler, A. (2022)**. Extension of the striped eel catfish *Plotosus lineatus* (Thunberg, 1787) from the eastern Mediterranean coast to the Mersin Bay on the western Mediterranean coast of Turkey. *Natural and Engineering Sciences*, **7**(3), 240-247. DOI: [10.28978/nesciences.1183740](https://doi.org/10.28978/nesciences.1183740)
- Turan, C., Uyan, A., Atalay, M.A., Dogdu, S.A., Ayas, D., Erguden, D. & Gurlek, M. (2023)**. Genetic Differentiation of Round Sardinella *Sardinella aurita* (Clupeidae) Populations from the Northeastern Mediterranean. *Journal of Ichthyology*, **63**(5), 962-968. DOI: [10.1134/S0032945223050119](https://doi.org/10.1134/S0032945223050119)
- Türker, D., Zengin, K. & Bal, H. (2020)**. Length-weight relationships of 11 lessepsian immigrant fish species caught from Mediterranean coast of Turkey (Antalya Bay). *Acta Aquatica Turcica*, **16**(2), 301-304. DOI: [10.22392/actaquatr.670648](https://doi.org/10.22392/actaquatr.670648)
- Tüzün, S. (2012)**. *Growth characteristics of silver stripe blaasop, (Lagocephalus sceleratus Gmelin, 1789) in Antalya Bay*. University of Aydın Department of Biology, Aydın, Türkiye, 44p.
- Ulman, A., Akbora, H., Çanak, Ö., Chu, E., Çiçek, B., Ersönmez, H., ... & Pauly, D. (2023)**. A biological and ecological study of the invasive pufferfish *Torquigener hypselogeneion* (Bleeker 1852)[conspecific *Torquigener flavimaculosus* Hardy & Randall, 1983] in the Eastern Mediterranean. *Aquatic Invasions*, **18**(1), 59-81. DOI: [10.3391/ai.2023.18.1.103438](https://doi.org/10.3391/ai.2023.18.1.103438)
- Ulman, A., Yildiz, T., Demirel, N., Canak, O., Yemişken, E., & Pauly, D. (2021)**. The biology and ecology of the invasive silver-cheeked toadfish (*Lagocephalus sceleratus*), with emphasis on the Eastern Mediterranean. *NeoBiota*, **68**, 145-175. <https://doi.org/10.3897/neobiota.68.71767>
- Uyan, A., Turan, C., Doğdu, S. A., Gürlek, M., Yağlıoğlu, D., & Sönmez, B. (2024)**. Genetic and some bio-ecological characteristics of lessepsian lizardfish *Saurida lessepsianus* from the

- northeastern Mediterranean Sea. *Tethys Environmental Sciences*, *1*(1), 1-16. DOI: [10.5281/zenodo.10878150](https://doi.org/10.5281/zenodo.10878150)
- Vella, A., Vella, N., Karakulak, F.S. & Oray, I. (2017).** DNA barcoding of Tetraodontidae species from the Mediterranean Sea: Filling knowledge gaps for improved taxonomic accuracy. *Genetics of Aquatic Organisms*, *1*(2), 61-69. DOI: [10.4194/2459-1831-v1\\_2\\_05](https://doi.org/10.4194/2459-1831-v1_2_05)
- Yalınz, Ş.Ç., Turan, F. & Doğdu, S.A. (2017).** Maturation and gonad development of yellowspotted puffer *Torquigener flavimaculosus* (Osteichthyes: Tetraodontidae) from Iskenderun Bay, North-eastern Mediterranean. *Natural and Engineering Sciences*, *2*(3), 1-11. DOI: [10.28978/nesciences.368991](https://doi.org/10.28978/nesciences.368991)
- Yapici, S., Karachle, P.K. & Filiz, H. (2015).** First length–weight relationships of 11 fish species in the Aegean Sea. *Journal of Applied Ichthyology*, *31*(2), 398-402. DOI: [10.1111/jai.12459](https://doi.org/10.1111/jai.12459)
- Yıldırım, U.G. (2011)** *Determination of some biological features of silverstripe blaasop Lagocephalus sceleratus (Gmelin1789) in the Mediterranean Sea.* University of Süleyman Demirel Institute of Science and Technology, Isparta, Türkiye, 45p.
- Zare, A., Romer, P.S., Nguyen, T., Keutsch, F.N., Skog, K. & Cohen, R.C. (2018).** A comprehensive organic nitrate chemistry: insights into the lifetime of atmospheric organic nitrates. *Atmospheric Chemistry and Physics*, *18*(20), 15419-15436. DOI: [10.5194/acp-18-15419-2018](https://doi.org/10.5194/acp-18-15419-2018)
- Zenetos, A., Çinar, M. E., Crocetta, F., Golani, D., Rosso, A., Servello, G., & Verlaque, M. (2017).** Uncertainties and validation of alien species catalogues: The Mediterranean as an example. *Estuarine, Coastal and Shelf Science*, *191*, 171-187. DOI: [10.1016/j.ecss.2017.03.031](https://doi.org/10.1016/j.ecss.2017.03.031)
- Zengin, K. & Türker, D. (2020).** Growth parameters of the silverstripe blaasop, *Lagocephalus sceleratus* (Gmelin, 1789) from the Mediterranean Coast of Turkey. *Acta Aquatica Turcica*, *16*(1), 99-105. DOI: [10.22392/actaquatr.602809](https://doi.org/10.22392/actaquatr.602809)