

How Well Can AI Contribute to Interior Architecture? A Comparative Analysis of Descriptive Accuracy

Yaren Şekerci¹, Müge Develier²

ORCID NO: 0000-0003-4509-6299¹, 0000-0001-7248-4065²

^{1,2} Antalya Bilim University, Faculty of Fine Arts and Architecture, Department of Interior Architecture and Environmental Design, Antalya, Turkey

This study presents a comparative evaluation of the descriptive and design output performance of three advanced artificial intelligence (AI) models—Claude 3.5 Sonnet, Gemini 1.5 Flash, and ChatGPT 4o—within the context of interior architecture. The assessment focuses on seven predefined design criteria: design style, colour, lighting, furniture and product selection, interior materials, architectural features, and spatial layout. Six eclectic reception area designs, combining classical and modern influences, were selected as the visual stimuli for the evaluation process. A total of 15 participants, all professional interior architects with a minimum of five years of experience, scored the AI-generated outputs for each criterion on a scale from 1 (very poor) to 5 (very successful). The evaluation followed a standardized prompt structure for each AI model to ensure consistency and fairness in the comparison. The findings indicate that Claude 3.5 Sonnet achieved the highest overall performance, maintaining stable and reliable results across most categories, with particular strengths in architectural features and spatial layout. Gemini 1.5 Flash closely followed, excelling in design style and colour while showing some variability in other areas. ChatGPT 4o demonstrated strong performance in furniture and lighting but was less consistent overall, especially in interior materials and spatial layout. Despite these differences, the performance gap between the models was relatively small, indicating a competitive landscape among the evaluated tools. Across all three models, spatial layout and interior materials emerged as the most challenging criteria, suggesting that these aspects require more advanced spatial reasoning, contextual awareness, and material recognition than current AI models can consistently provide. While the study highlights these limitations, it also underscores the potential of AI to enhance the creative and technical phases of interior architecture by enabling faster concept generation, detailed description, and alternative design exploration. Overall, the results suggest that when integrated into collaborative co-design processes, AI models can serve as valuable partners in both professional practice and design education, complementing human expertise with algorithmic precision. The study contributes to the growing discourse on AI's role in design by mapping out the strengths and weaknesses of each model and by identifying opportunities for further refinement to produce more context-aware, accurate, and consistent design outputs.

Received: 19.08.2025

Accepted: 13.12.2025

Corresponding Author:

muge.develier@antalya.edu.tr

Şekerci, Y. & Develier, M. (2026). How well can AI contribute to interior architecture? A comparative analysis of descriptive accuracy. *JCoDe: Journal of Computational Design*, 7(1), 95-132.
<https://doi.org/10.53710/jcode.1765357>

ROR ID: 059636586

Keywords: AI-Generated Interior Design, Interior Design, Describe, Design Technology.

95

JCoDe | Vol 7 No 1 | March 2026 | Generative Design Across Scales | Şekerci, Y. Develier, M.

This work is licensed under a Creative Commons Attribution 4.0 International License.



Yapay Zeka İç Mimarlığa Ne Ölçüde Katkı Sağlayabilir? Betimsel Doğruluk Üzerine Karşılaştırmalı Bir Analiz

Yaren Şekerci¹, Müge Develier²

ORCID NO: 0000-0003-4509-6299¹, 0000-0001-7248-4065²

^{1,2} Antalya Bilim Üniversitesi, Güzel Sanatlar ve Mimarlık Fakültesi, İç Mimarlık ve Çevre Tasarımı Bölümü, Antalya, Türkiye

Bu çalışma, Claude 3.5 Sonnet, Gemini 1.5 Flash ve ChatGPT 4o olmak üzere üç yapay zeka modelinin, yedi temel tasarım kriterine dayalı olarak iç mekân tasarımı çıktıları üretme performansını değerlendirmektedir. Bu kriterler; tasarım stili, renk, aydınlatma, mobilya ve ürün seçimi, iç mekân malzemeleri, mimari özellikler ve mekânsal yerleşimden oluşmaktadır. Değerlendirme süreci, altı farklı mekân tasarımı üzerinden gerçekleştirilmiş ve 15 katılımcı, yapay zeka tarafından üretilen çıktıları 1 ile 5 arasında puanlamıştır. Sonuçlar, Claude 3.5 Sonnet'in birçok kriterde tutarlı puanlar elde etmesi sayesinde genel performans açısından en başarılı model olduğunu ortaya koymaktadır. Bunu, tasarım stili ve renk alanlarında öne çıkan ancak belirli ölçüde değişkenlik gösteren Gemini 1.5 Flash takip etmektedir. ChatGPT 4o ise mobilya ve aydınlatma kategorilerinde güçlü performans sergilemesine karşın, genel tutarsızlıklar nedeniyle daha düşük bir sıralamada yer almıştır. Modeller rekabetçi bir performans göstermelerine rağmen, özellikle mekânsal yerleşim ve iç mekân malzemeleri gibi alanlar tüm modeller için belirli zorluklar teşkil etmiş ve bu bağlamda gelişime açık noktalar ortaya koymuştur. Bu çalışma, yapay zekâ destekli sistemlerin tasarım süreçlerine katkı potansiyelini vurgularken, karmaşık mekânsal ve malzeme odaklı bağlamlarda mevcut sınırlamaların aşılabilmesi adına daha fazla geliştirme ve kapsam genişletme gerekliliğine dikkat çekmektedir.

Teslim Tarihi: 19.08.2025

Kabul Tarihi: 13.12.2025

Sorumlu Yazar:

muge.develier@antalya.edu.tr

Şekerci, Y. & Develier, M. (2026). Yapay zeka iç mimarlığa ne ölçüde katkı sağlayabilir? Betimsel doğruluk üzerine karşılaştırmalı bir analiz. *JCoDe: Journal of Computational Design*, 7(1), 95-132.

<https://doi.org/10.53710/jcode.1765357>

Anahtar Kelimeler: Yapay Zekâ Tarafından Üretilmiş İç Mekân Tasarımı, İç Mekân Tasarımı, Betimleme, Tasarım Teknolojisi

ROR ID: 059636586



1. INTRODUCTION

The impact of artificial intelligence (AI) on interior architecture is profound, comparable to other technological advancements, and this is only the beginning. AI tools continue to evolve, introducing enhanced capabilities with each iteration. Assessing how these new features affect the design process and determining their performance levels are essential for both practice and research. Among AI tools with conversational interfaces, OpenAI's ChatGPT, Google's Gemini, and Anthropic's Claude are prominent examples. These platforms, alongside others such as X platform's Grok, not only support text-based interaction but also offer the ability to generate visual content. Initially, these tools functioned similarly to text-to-image AI models like Midjourney and Leonardo.ai, where users could input prompts to create images. However, with the addition of image "describe" functions, these chatbots have acquired the ability to interpret and describe visual content comprehensively, marking a significant step forward in understanding visual data.

The recent introduction of image description features—such as Claude's implementation in September 2024—provides a novel opportunity to evaluate the extent to which AI models can accurately interpret and articulate the components of interior spaces. Existing research has extensively explored the generation of design concepts using text-to-image AI tools, yet there is limited focus on their ability to describe images accurately and how this influences visualization processes. In particular, the potential for improved mental visualization when a well-described space is provided in verbal form holds promise for advancing both AI applications and design education. This study addresses this research gap by evaluating how accurately ChatGPT, Gemini, and Claude describe eclectic interior reception areas for dermatology and aesthetic clinics based on predefined design elements and criteria.

In this study, six reception area designs, created as part of an interior architecture studio course, will be used as the primary visual stimuli. These designs, which combine classical and modern elements in an eclectic style, will be described by the AI models in terms of their key components, including design style, colour, lighting, furniture, interior materials, architectural features, and spatial layout. Participants with a

minimum of five years of experience in interior architecture will rate the accuracy of these descriptions on a scale from 1 (very poor) to 5 (very successful). The results will help identify which AI tool provides the most accurate and detailed descriptions of interior spaces, contributing valuable insights to the literature and professional practice in interior architecture. By fostering a collaborative codesign process, these AI tools enable designers to refine their concepts more efficiently, bridging the gap between automated analysis and human creativity. By determining the most effective tool for understanding and describing visual content, this research aims to support the development of more intuitive and impactful design tools that enhance both creativity and communication.

2. LITERATURE REVIEW

A fundamental goal of architecture is to create built environments that enhance psychological well-being, a responsibility that has grown as people now spend over seventy percent of their lives indoors (Akram, 2013). As a crucial component of the built environment, interior design significantly influences user experience, affecting spaces not only functionally but also aesthetically and psychologically. The representation of interior design is essential in interior architecture, as it enables effective visual communication of ideas and fosters collaboration among stakeholders (Chiu, 1995).

Design styles, which define the approach and methodology used in planning and decorating spaces, play a crucial role in their aesthetic, functional, and psychological qualities. These styles are influenced by user preferences and spatial functions, impacting colour schemes, materials, furniture, and accessories (Goldschmidt et al., 1998; Eckert et al., 2000). A structured interior design process thus enhances spatial functionality while contributing to occupants' overall experience and well-being.

2.1. Concept Development and the Integration of AI in Interior Design

A successful interior design process begins with concept development, where key spatial and functional relationships are identified through brainstorming. According to Ching and Binggeli (2018), this phase

requires synthesizing diverse ideas into a cohesive whole, ensuring coherence between human interaction and spatial organization. Designers refine their concepts by analysing how individual elements impact the overall structure. Once initial explorations are complete, a concise concept statement is formulated, guiding the schematic design phase, where spatial layouts, proportions, and circulation patterns are established to shape user experiences (Ching & Binggeli, 2018).

As technological advancements transform design methodologies, artificial intelligence (AI) has emerged as a powerful tool, enhancing both conceptual and schematic design. AI enables designers to analyse extensive datasets, recognize patterns, and generate optimized functional-aesthetic solutions (Almaz et al., 2024). AI integration in education and practice expands design possibilities, streamlines repetitive tasks, and improves overall efficiency (Graef & Ilche, 2021; Halpern, 2020). Additionally, AI enhances decision-making, predicts design challenges, and optimizes spatial arrangements for sustainability (Münch, 2022; Smith, 2018).

Artificial intelligence, rooted in cognitive science, emulates human cognition through computational simulations (Sucu & Ataman, 2020). AI models human thought and perception, generating data-driven solutions (Huynh-The et al., 2023). Its evolution parallels the shift from mechanization to digital automation, enabling intelligent design processes (Bayrak, 2020). By continuously refining itself through vast data analysis, AI systems improve precision and adaptability (Deveci, 2022).

In interior design, AI allows for realistic scenario simulations, enabling data-informed spatial arrangements and material optimizations (Münch, 2022; Smith, 2018). The iterative integration of AI fosters a balance between human creativity and algorithmic precision, ultimately enhancing design quality and user experience (Almaz et al., 2024).

2.2. The Role of AI in Creative Fields and Its Impact on Text-to-Image Generation

One significant application of artificial intelligence (AI) in creative fields is text-to-image generation, where textual descriptions are transformed into visual representations using deep neural networks and machine learning techniques (Reviriego & Merino-Gomez, 2022; He & Deng, 2017). These models autonomously generate images based on vast training datasets, enabling innovative solutions beyond traditional programming (Fernandez, 2022). In interior design, text-to-image AI has proven particularly valuable, improving visualization speed, client communication, and allowing non-experts to engage more effectively in the creative process (Yıldırım & Emiraraslan, 2021). Additionally, increased accessibility has fostered online creative communities, bridging the gap between amateur and professional designers while driving technological advancement (Vartiainen & Tedre, 2023).

However, generating realistic and accurate images from text remains a complex challenge, affecting applications such as digital art, image editing, video games, and computer-aided design. The introduction of generative adversarial networks (GANs) (Goodfellow et al., 2014; Denton et al., 2015) has significantly improved image generation quality (Reed et al., 2016; Xu et al., 2018). Conditional GANs (cGANs) have further refined this process by allowing models to generate visuals based on specific textual cues (Dong et al., 2017; Reed et al., 2016). However, fine control over outputs remains an issue—small changes in text, such as modifying a colour description, can cause unintended variations in object placement or form, posing challenges for precision-driven applications.

Since the mid-2010s, research in text-to-image AI has surged, driven by model improvements and large-scale datasets (Dhariwal & Nichol, 2021; Saharia et al., 2022). Exposure to millions of annotated images enables AI to learn patterns and generate contextually relevant outputs (Bommasani et al., 2021). This has democratized visual content creation, reducing reliance on technical expertise (Fiebrink, 2019; Oppenlaender, 2022).

Scholars argue that generative AI reshapes human-machine interactions, redefining co-creativity (Audry, 2021). The process increasingly relies on iterative refinement of textual prompts (Gwern, 2020; Rezwana & Maher, 2022), where users gradually guide AI toward their artistic vision through repeated adjustments (Vartiainen & Tedre, 2023). This evolving human-AI dialogue highlights the collaborative nature of generative design (Audry, 2021).

2.3. Understanding AI-Generated Designs

The advent of generative AI has significantly reshaped creative workflows and brought important epistemological distinctions into focus, particularly the difference between propositional knowledge ("knowing that") and procedural knowledge ("knowing how"), as well as the nuances among ability, knowledge, and understanding (Darwiche, 2018). Current generative models, despite their advanced capabilities, primarily operate by statistical pattern matching, generating outputs based on learned correlations without genuine comprehension or meaning (Smith, 2019; Saharia et al., 2022). Such models analyze pixel patterns corresponding to text descriptions to create coherent and contextually appropriate visual content. However, they inherently lack qualities like intuition, qualitative insight, agency, personal experience, and judgment (Smith, 2019). Additionally, they cannot reason consistently, plan strategically, understand their environment comprehensively, or retain information beyond limited contexts (Vartiainen et al., 2025).

Recent developments in computer vision and natural language processing have expanded potential applications for generative AI, particularly through text-guided image generation. Notably, models such as DALL-E 2 (Ramesh et al., 2022) and Stable Diffusion (Rombach et al., 2022) employ advanced techniques involving joint image-text embeddings and diffusion processes (Sohl-Dickstein et al., 2015). These approaches enable highly detailed and photo-realistic image creation from textual prompts. However, achieving optimal results requires precise and careful prompt engineering, defined as systematically designing input prompts to enhance generative outputs (Dang et al., 2022).

Prompt engineering typically involves adding specific phrases like “trending on art station” or “highly detailed” to enhance visual appeal (Liu and Chilton, 2022). Nevertheless, these practices often rely on intuition rather than established guidelines, resulting in phrases that can seem arbitrary. Additionally, robust evaluation tools to systematically assess prompt quality remain scarce, leaving users to rely on single-output judgments (Pavlichenko and Ustalov, 2023). Research highlights that prompt effectiveness significantly depends on word sequence and context length. For example, Lu et al. (2021) demonstrated the considerable impact of word arrangement, while Wu et al. (2021) observed that combining multiple instructions within extended prompts can introduce conflicting directives. Alternative strategies include leveraging the language model itself to refine prompts by elaborating on the problem, akin to human “think aloud” problem-solving methods (Betz et al., 2021).

3. METHODOLOGY

3.1. Materials

This study utilized six reception area designs, which were initially conceptualized and later developed into fully realized interior designs by students enrolled in the IAED 3002 Interior Design Studio VI course. The project required students to create eclectic interior designs by combining one classical and one modern design style. To ensure randomness and diversity, each student was instructed to draw one classical style and one modern style from separate bowls containing predefined style names. This process provided a unique starting point for each student, with a balanced combination of historical and contemporary aesthetics.

The project brief tasked students with designing an aesthetic dermatology clinic, allowing them to select any space within the clinic's spatial program for their initial focus. However, students were required to generate their initial design concept using an AI model. This conceptual output, referred to as the "Conceptual Image by AI" in Appendix 1, served as a foundation for the subsequent design critiques and iterations. The conceptual design's visual approach, colour palette, and overall aesthetic were then integrated into their final design outcomes.

Students were granted freedom in their choice of AI model (e.g., text-to-image or image-to-image) and platform, ensuring flexibility and creativity in their workflow. The only limitations imposed were adherence to the eclectic design styles assigned through the random draw and alignment with the spatial and functional requirements of the clinic project.

The final designs, referred to as “Interior Design of the Reception Area” in Appendix 1, represent the culmination of the students' efforts, incorporating both technical and aesthetic details. While one student (Student 1) chose to focus on the doctor's office for the conceptual image, the majority of students concentrated on the waiting area for their initial design exploration.

Appendix 1 thus illustrates the progression from AI-generated conceptual designs to the finalized 3D renderings of the reception areas, highlighting the integration of AI tools and student creativity in achieving functional and visually cohesive interior designs.

The prompt is “Describe the interior in these values: design style(s), colour, lighting, furniture, products, interior materials, architectural features (ceiling height, size of the space, windows, doors, etc.), spatial layout.”. According to the prompt, the descriptions of AI models for 6 interior designs as in Appendix 2-7.

Random assignment of one classical and one modern design style was intentionally employed to minimize stylistic bias and habitual design tendencies among students. This method was designed to encourage out-of-context spatial thinking and to stimulate genuine eclectic composition rather than preference-based stylistic consistency. By disrupting familiar design patterns, the study aimed to generate heterogeneous visual outputs that could challenge the descriptive capabilities of AI models under diverse aesthetic conditions.

3.2. Participants

The study involved 15 experienced interior architects and designers as expert evaluators. All participants had a minimum of five years of professional experience in interior design practice. The evaluators were recruited from different professional backgrounds, including

architectural offices, academia, and independent design studios. This diversity was intentionally sought to reduce single-discipline bias and to strengthen the reliability of expert judgment. The evaluators participated voluntarily and were not involved in the production of the design stimuli.

3.3. Data Collection

The six eclectic reception area designs served as visual stimuli for the study. Descriptions of these designs were generated using ChatGPT, Gemini, and Claude based on a standardized prompt, which included components such as:

- Design style(s)
- Colour
- Lighting
- Furniture and products
- Interior materials
- Architectural features (e.g., ceiling height, windows, doors)
- Spatial layout

Participants reviewed the descriptions and scored the accuracy and detail on a scale of 1 (very poor) to 5 (very successful). The collected scores and feedback were recorded for analysis.

3.4. Data Analysis

Although numerical scoring was employed, the evaluation process is fundamentally grounded in expert judgment and therefore constitutes a structured expert-based evaluative approach rather than a purely objective quantitative experiment. The 1–5 Likert scale was used to systematically organize and compare expert perceptions across the evaluated criteria.

The numerical scores provided by the 15 professional interior architects were analysed by summing the total points each AI model received for each criterion across all six reception area designs. The analysis focused on two comparative levels:

- Overall Performance

For each AI model, the total scores obtained across all design criteria (design style, colour, lighting, furniture and products, interior materials, architectural features, and spatial layout) were summed to determine its overall descriptive performance.

- Criterion-Based Performance

For each individual criterion, the total scores assigned to each AI model across the six designs were calculated. This enabled the identification of the relative strengths of the models in specific design aspects. For instance, by comparing the total scores obtained in the “lighting” category, the model demonstrating superior descriptive capability in lighting could be determined.

The results therefore represent comparative patterns of expert perception rather than statistically absolute measurements. This approach enables relative performance comparison among the AI models but does not claim predictive or generalizable statistical inference. The structured nature of this expert-based quantitative comparison provides a systematic framework for evaluating the descriptive capacities of the AI models in complex interior design contexts.

3.5. Procedure

The study followed a structured process:

- Stimulus Presentation: Participants were presented with six reception area designs and the AI-generated descriptions from ChatGPT, Gemini, and Claude.
- Scoring Phase: Participants rated each AI model's description for each design based on specific criteria (design style, colour, lighting, furniture and products, interior materials, architectural features, and spatial layout) using a 1 to 5 scale (1 = very poor, 5 = very successful).
- Data Collection: The scores provided by the 15 participants were recorded for each AI model across all criteria and designs.

This step-by-step process ensured consistency in the evaluation and enabled a comprehensive comparison of the descriptive performance of the AI models. The structured nature of the procedure also ensured that all participants used the same assessment framework.

3.6. Ethical Approval

The study was reviewed and approved by Antalya Bilim University, Natural and Applied Sciences Scientific Research and Publication Ethics Committee, in their decision dated February 18, 2025, and marked as 2025/03, ensuring that all procedures complied with ethical guidelines for research involving human participants. Participants were informed

about the purpose of the study, assured of their anonymity, and provided informed consent before participation.

4. FINDINGS

The average points given by the participants for each AI model across the six different spaces in seven different criteria and overall can be seen in **Table 1**.

DESIGN STYLE		COLOUR	
ChatGPT	3.5	ChatGPT	3.4
Claude	3.2	Claude	3.9
Gemini	3.7	Gemini	3.6
LIGHTING		FURNITURE & PRODUCT	
ChatGPT	3.5	ChatGPT	3.6
Claude	3.5	Claude	3.4
Gemini	3.5	Gemini	3.5
INTERIOR MATERIALS		ARCHITECTURAL FEATURES	
ChatGPT	3.2	ChatGPT	3.3
Claude	3.5	Claude	3.7
Gemini	3.5	Gemini	3.6
SPATIAL LAYOUT		OVERALL	
ChatGPT	3.4	ChatGPT	3.4
Claude	3.6	Claude	3.5
Gemini	3.0	Gemini	3.5

Table 1: Average Points of the Participants (Green indicates the best performance, yellow represents moderate performance, and red shows the worst performance for the specific criterion).

As summarized in **Table 1**, the performance of different AI models varies across design criteria, with Gemini achieving the highest ratings in Design Style and ChatGPT in Furniture & Product.

Table 2 presents the average performance of the AI models across seven criteria and six space designs, providing a comprehensive comparison of their effectiveness.

Design Style							
AI Model	1 st Design	2 nd Design	3 rd Design	4 th Design	5 th Design	6 th Design	Overall
ChatGPT	2.3	4.1	3.9	3.5	3.9	3.3	3.5
Claude	3.1	3.4	3.5	2.7	3.4	2.9	3.2
Gemini	3.3	4.1	4.0	3.6	3.7	3.8	3.7
Colour							
AI Model	1 st Design	2 nd Design	3 rd Design	4 th Design	5 th Design	6 th Design	Overall
ChatGPT	2.1	4.2	3.7	3.4	3.8	3.5	3.4
Claude	3.9	4.1	4.0	3.5	3.9	4.1	3.9

Table 2: Average Performance of AI Models Across Seven Criteria and Six Space Designs

Gemini	3.8	4.5	3.4	3.7	2.8	3.4	3.6
Lighting							
AI Model	1st Design	2nd Design	3rd Design	4th Design	5th Design	6th Design	Overall
ChatGPT	2.3	3.9	3.9	3.5	3.7	3.8	3.5
Claude	3.5	3.9	3.7	3.4	3.1	3.6	3.5
Gemini	2.8	4.0	3.3	3.5	3.9	3.7	3.5
Furniture & Product							
AI Model	1st Design	2nd Design	3rd Design	4th Design	5th Design	6th Design	Overall
ChatGPT	3.2	4.3	3.5	3.1	3.9	3.7	3.6
Claude	3.5	4.1	2.7	3.5	3.6	3.1	3.4
Gemini	3.6	3.7	2.7	3.6	3.1	4.3	3.5
Interior Materials							
AI Model	1st Design	2nd Design	3rd Design	4th Design	5th Design	6th Design	Overall
ChatGPT	2.2	3.7	2.9	3.5	3.7	3.4	3.2
Claude	3.9	3.5	3.1	3.3	3.5	3.5	3.5
Gemini	4.1	3.5	2.7	3.5	3.1	4.1	3.5
Architectural Features							
AI Model	1st Design	2nd Design	3rd Design	4th Design	5th Design	6th Design	Overall
ChatGPT	2.7	3.3	3.1	3.3	3.4	4.0	3.3
Claude	3.9	3.3	3.8	3.9	3.5	3.7	3.7
Gemini	3.3	3.7	3.3	3.6	3.7	3.9	3.6
Spatial Layout							
AI Model	1st Design	2nd Design	3rd Design	4th Design	5th Design	6th Design	Overall
ChatGPT	2.2	4.2	4.0	3.2	3.5	3.5	3.4
Claude	3.2	4.1	3.7	3.6	3.5	3.5	3.6
Gemini	3.3	2.9	2.9	2.7	2.6	3.3	3.0

4.1. Design Style

In the design style criterion, the overall performance of the three AI models reveals notable differences in their ability to accurately capture and describe the design style across six different spaces. Gemini 1.5 Flash stands out as the most successful model, achieving the highest overall average of 3.7. It consistently received high scores, particularly in the 2nd and 3rd designs, with scores of 4.1 and 4.0, demonstrating both accuracy and consistency.

ChatGPT 4o, with an overall average of 3.5, follows as the second-best performer. Although it received relatively high scores in some spaces (such as the 2nd and 5th designs with scores of 4.1 and 3.9), it struggled in the 1st design, where its score dropped to 2.3. This indicates moderate success but a lack of consistency across different designs.

Claude 3.5 Sonnet, with the lowest overall average of 3.2, exhibited high consistency in its scores but failed to achieve strong performance. Its scores remained within a narrow range, with a low point of 2.7 in the 4th design and a high point of 3.5 in the 3rd design. This suggests that while participants generally agreed on its performance, the model was unable to accurately or effectively describe the design style compared to the other models.

Overall, Gemini 1.5 Flash demonstrated both strong performance and consistency, making it the most effective model for this criterion, whereas Claude 3.5 Sonnet's consistent but low performance highlights its limitations in capturing the complexity of design styles.

4.2. Colour

In the colour criterion, the AI models demonstrated varied performance levels, with Claude 3.5 Sonnet achieving the highest overall average of 3.9. Claude consistently performed well across all six designs, receiving high scores particularly in the 1st and 6th designs (3.9 and 4.1). This suggests that Claude was effective in accurately interpreting and representing colour information, with minimal fluctuations across different designs.

Gemini 1.5 Flash, with an overall average of 3.6, followed closely behind Claude. It demonstrated strong performance in the 2nd design (4.5) but experienced a significant drop in the 5th design (2.8). This indicates that although Gemini generally handled colour well, its performance was less consistent compared to Claude.

ChatGPT 4o achieved the lowest overall average of 3.4, with notable fluctuations in its performance. It received its highest score in the 2nd design (4.2) but struggled in the 1st design (2.1). This inconsistency suggests that ChatGPT's ability to interpret colour varied significantly depending on the design context.

Overall, Claude 3.5 Sonnet demonstrated both accuracy and consistency in the colour criterion, outperforming the other models. Gemini 1.5 Flash showed strong potential but occasional inconsistencies, while ChatGPT 4o struggled with variability in performance across different designs.

4.3. Lighting

In the lighting criterion, the performance of the three AI models was remarkably close, with all models achieving an overall average of 3.5. However, slight differences emerge when examining the finer details of their performance, revealing a small but notable distinction in ranking. Gemini 1.5 Flash demonstrated the best performance among the models, with its highest score in the 2nd design (4.0) and generally stable performance across most designs. Although it experienced a slight drop in the 3rd design (3.3), its ability to perform consistently at a high level gave it a slight edge over the others.

Claude 3.5 Sonnet closely followed Gemini, maintaining steady scores between 3.1 and 3.9 across all designs. This consistency allowed it to achieve solid performance, though it slightly lagged behind Gemini due to its lack of higher peaks.

ChatGPT 4o ranked just behind Claude, with its scores ranging from 2.3 in the 1st design to 3.9 in the 2nd and 3rd designs. While it performed well in several designs, its lower score in the 1st design negatively affected its overall ranking in this category.

Overall, despite their similar average scores, Gemini 1.5 Flash emerged as the best-performing model due to its slightly higher peak scores and overall stability. Claude 3.5 Sonnet displayed strong consistency but lacked standout moments, while ChatGPT 4o showed moderate success, impacted by its weaker performance in certain designs.

4.4. Furniture & Product

In the furniture and product criterion, ChatGPT 4o achieved the highest overall average of 3.6, followed by Gemini 1.5 Flash with 3.5, and Claude 3.5 Sonnet with 3.4. Despite the relatively close overall averages, the models displayed distinct performance patterns.

ChatGPT 4o showed strong performance in the 2nd design (4.3) and maintained relatively stable scores across most designs. Its lowest score was in the 4th design (3.1), but overall, its performance was consistent and reliable, making it the most successful model for this criterion.

Gemini 1.5 Flash demonstrated variability, with its lowest score in the 3rd design (2.7) and its highest score in the 6th design (4.3). This

suggests that although Gemini had the potential for high performance, it experienced fluctuations across different designs, impacting its consistency.

Claude 3.5 Sonnet received moderate scores, ranging from 2.7 in the 3rd design to 4.1 in the 2nd design. Although it maintained a narrow score range compared to Gemini, its performance was generally lower and less effective in accurately identifying furniture and product-related aspects.

Overall, ChatGPT 4o demonstrated both strong performance and consistency, making it the most effective model for this criterion. Gemini 1.5 Flash had potential but was hindered by inconsistent performance, while Claude 3.5 Sonnet remained moderately consistent but less successful overall.

4.5. Interior Materials

In the interior materials criterion, Gemini 1.5 Flash and Claude 3.5 Sonnet both achieved an overall average of 3.5, but a closer examination reveals that Gemini slightly outperformed Claude due to its higher peaks and fewer fluctuations across designs. ChatGPT 4o followed with a lower average of 3.2.

Gemini 1.5 Flash demonstrated its best performance in the 1st (4.1) and 6th (4.1) designs, showing its ability to accurately capture material details. Although it experienced a slight drop in the 3rd design (2.7) and 5th design (3.1), its overall performance remained strong, making it the top model for this criterion.

Claude 3.5 Sonnet maintained steady performance, with scores ranging between 3.1 and 3.9 across all designs. While it lacked the high peaks seen in Gemini's performance, its consistent scores allowed it to remain competitive, closely trailing behind Gemini.

ChatGPT 4o struggled in this criterion, with its lowest score of 2.2 in the 1st design. Although it showed improvement in the 2nd and 5th designs (3.7), its overall performance was impacted by lower scores in other designs, leading to a final average of 3.2.

Overall, Gemini 1.5 Flash emerged as the top-performing model due to its combination of high peaks and relatively stable performance. Claude 3.5 Sonnet followed closely, benefiting from its consistency, while ChatGPT 4o lagged due to fluctuations and lower initial performance.

4.6. Architectural Features

In the architectural features criterion, Claude 3.5 Sonnet secured the highest overall average with 3.7, followed closely by Gemini 1.5 Flash with 3.6, and ChatGPT 4o with 3.3. Despite the relatively close averages, the models showed distinct patterns of performance across the six designs.

Claude 3.5 Sonnet consistently performed well, receiving its highest score of 3.9 in the 4th design and maintaining scores above 3.3 in all designs. Its strong and consistent performance highlights its ability to effectively capture architectural features with minimal fluctuations.

Gemini 1.5 Flash also demonstrated stable performance, with its scores ranging from 3.3 to 3.9. Its best performance was observed in the 6th design (3.9), reflecting its capability to interpret architectural features accurately. Although it closely followed Claude, its slightly lower peak scores kept it in second place.

ChatGPT 4o showed the most variability, with its lowest score in the 1st design (2.7) and its highest score in the 6th design (4.0). While it managed to achieve success in some designs, its inconsistent performance limited its overall effectiveness in this criterion.

Overall, Claude 3.5 Sonnet stood out as the most effective model due to its consistent and strong performance. Gemini 1.5 Flash closely followed, demonstrating stable results, while ChatGPT 4o struggled with fluctuations, making it the least effective in capturing architectural features.

4.7. Spatial Layout

In the spatial layout criterion, Claude 3.5 Sonnet achieved the highest overall average of 3.6, followed by ChatGPT 4o with 3.4, while Gemini 1.5 Flash lagged behind with an overall average of 3.0.

Claude 3.5 Sonnet demonstrated consistent performance, with scores ranging from 3.2 in the 1st design to 3.7 in the 3rd design. Its ability to maintain steady scores across all designs highlights its effectiveness in capturing spatial layout accurately without major fluctuations.

ChatGPT 4o showed moderate success, with its lowest score in the 1st design (2.2) and its highest score in the 3rd design (4.0). Although it displayed improvement in later designs, its performance variability across designs limited its overall success in this category.

Gemini 1.5 Flash struggled the most, with its scores ranging from 2.6 in the 5th design to 3.3 in the 6th design. The lack of strong or consistent performance suggests that Gemini had difficulty accurately capturing and representing the spatial layout.

Overall, Claude 3.5 Sonnet emerged as the most successful and consistent model in this criterion. ChatGPT 4o followed with moderate success but some variability, while Gemini 1.5 Flash experienced the most challenges, making it the least effective in this category.

4.8. Overall Performance

The overall performance of the AI models across all seven criteria shows that the differences between them are relatively small, indicating that all models performed closely. Claude 3.5 Sonnet ranked 1st with an overall average of 3.5, followed by Gemini 1.5 Flash in 2nd place with an average of 3.5, and ChatGPT 4o in 3rd place with 3.4.

When examining the total points across all designs and criteria, Claude scored the highest with 2228 points, followed by Gemini with 2199 points, and ChatGPT with 2161 points. These results further highlight how close the models are in terms of overall performance, with only small differences observed.

- Claude 3.5 Sonnet (3.5 average, 2228 points): Claude's performance was characterized by consistency, with strong scores across key criteria such as architectural features (3.7) and spatial layout (3.6). Its ability to maintain steady results in various designs gave it an advantage over the other models.
- Gemini 1.5 Flash (3.5 average, 2199 points): Gemini demonstrated strength in areas such as design style (3.7) and colour (3.6) but experienced slight variability in criteria like spatial layout (3.0).

Despite these fluctuations, its high peaks in certain designs allowed it to compete closely with Claude.

- ChatGPT 4o (3.4 average, 2161 points): ChatGPT showed potential in specific areas like furniture & product (3.6) and lighting (3.5) but suffered from greater variability across designs. Its inconsistent performance in criteria like spatial layout (3.4) and interior materials (3.2) kept it behind the other models.

In conclusion, while Claude 3.5 Sonnet slightly outperformed the others in terms of overall stability and effectiveness, the small differences in average scores and total points indicate that Gemini 1.5 Flash and ChatGPT 4o were not far behind, highlighting the competitive nature of their performance.

Beyond numerical comparison, the findings indicate that current AI models demonstrate stronger performance in categories associated with visually explicit attributes such as colour, lighting, and furniture. In contrast, spatial layout and interior materials—both of which require deeper three-dimensional reasoning and contextual interpretation—remain comparatively weaker. This reveals a fundamental limitation in image-to-text AI systems, where surface-level features are more reliably interpreted than complex spatial and material relationships. These findings align with previous research emphasizing the challenges of spatial cognition and material recognition in generative AI systems.

5. CONCLUSION

This study compared the performance of three AI models—Claude 3.5 Sonnet, Gemini 1.5 Flash, and ChatGPT 4o—across seven design-related criteria, including design style, colour, lighting, furniture and product, interior materials, architectural features, and spatial layout. The results revealed Claude 3.5 Sonnet as the top-performing model due to its consistency and reliability, with Gemini 1.5 Flash closely following, while ChatGPT 4o ranked third.

Despite their differences, the small variations in total points and overall averages indicate a highly competitive outcome. Claude's consistent performance in categories like architectural features (3.7) and spatial layout (3.6) contributed to its success, while Gemini excelled in design style (3.7) and colour (3.6) but experienced minor fluctuations.

ChatGPT's variable performance, with notable strengths in furniture and product (3.6) and lighting (3.5), limited its overall effectiveness.

The findings demonstrate that AI tools hold great potential for enhancing design processes, but the models' fluctuating performance in spatial layout and interior materials highlights opportunities for further improvements, as evidenced by varying scores and limited overall success in these criteria. In accuracy. By refining these models and integrating them more effectively into design workflows, AI can serve as a valuable creative and technical support system for designers.

Limitations & Further Studies

This study has several limitations that should be acknowledged. Firstly, the evaluation relies on expert-based subjective assessment rather than automated or fully objective computational metrics. Although numerical scales were applied, the findings ultimately reflect patterns of professional perception. Additionally, the experimental setup did not include inter-rater reliability analysis, which could be addressed in future studies to strengthen the statistical robustness and methodological rigor of the results.

The evaluation was limited to only three AI models—Claude 3.5 Sonnet, Gemini 1.5 Flash, and ChatGPT 4o. Including additional AI models with varying capabilities could provide a more comprehensive comparison of AI-generated interior designs and reveal performance differences across a wider range of systems.

Additionally, the study focused on a limited set of design criteria within six spatial contexts. Expanding the study to include more design elements, such as ambiance, emotional response, or different functional aspects of the spaces, could provide a more comprehensive understanding of AI performance in interior design.

Another limitation is the static nature of the evaluations. The AI models were assessed based on outputs generated from standardized prompts, without iterative refinement or feedback loops. Future studies could explore how real-time interactions between designers and AI models, or adaptive AI systems that learn from feedback, affect design quality and outcomes.

Finally, the scope of this study was limited to text-to-image AI models. Exploring how other AI modalities, such as generative models for material suggestions, space optimization, or multisensory design, could further enrich the design process is a promising area for future research.

Conflict of Interest

The manuscript titled “How Well Can AI Contribute to Interior Architecture? A Comparative Analysis of Descriptive Accuracy” has not been published elsewhere and has not been submitted simultaneously for publication in any other journal.

Author Contributions

In this study, the contributions of the authors are as follows: The first author contributed to the identification of the main idea of the study, data collection, data analysis and interpretation, manuscript writing, and critical revision. The second author contributed to data collection, data analysis and interpretation, and manuscript writing. These contributions clearly reflect the extent of each author's involvement in the study.

AI Use Disclosure

During specific stages of the manuscript preparation process, AI-assisted tools such as Grammarly and ChatGPT were utilized. These tools supported the organization and summarization of selected literature and datasets, as well as improvements in linguistic accuracy, coherence, formatting, and overall readability. Additionally, AI tools were used to ensure compliance with the journal's structural and formatting requirements. All content generated or suggested with the assistance of AI was carefully reviewed, revised, and validated by the authors. The conceptual design of the study, methodological and analytical decisions, interpretation of the findings, and final conclusions were developed independently by the authors.

References

- Akram, J. A. A. (2013). Toward a psychological design process for interior architecture. *Journal of King Saud University - Architecture & Planning*, 25, 21–38.
- Almaz, A. F., El-Agouz, E. A. E. A., Abdelfatah, M. T., & Mohamed, I. R. (2024). The future role of artificial intelligence (AI) design's integration into

architectural and interior design education is to improve efficiency, sustainability, and creativity. *Sustainability and Creativity*, 3(12), 1749–1772. DOI: 10.13189/cea.2024.120336




- Audry, S. (2021). *Art in the age of machine learning*. Cambridge, MA: The MIT Press.
- Bayrak, E. (2020). *Yapay Zekâ ve Mekân Tasarımı Etkileşiminin Günümüz Tasarım Eğitiminde Değerlendirilmesi* [Master's thesis, Hacettepe Üniversitesi, Güzel Sanatlar Enstitüsü].
- Beltagy, I., Peters, M. E., & Cohan, A. (2020). Longformer: The long-document transformer. *arXiv preprint arXiv:2004.05150*.
- Betz, G., Richardson, K., & Voigt, C. (2021). Thinking aloud: Dynamic context generation improves zero-shot reasoning performance of GPT-2. *arXiv preprint arXiv:2103.13033*.
- Bommasani, R., Hudson, D. A., Adeli, E., Altman, R., Arora, S., von Arx, S., Bernstein, M. S., et al. (2021). On the opportunities and risks of foundation models. *arXiv:2108.07258*.
- Ching, F. D., & Binggeli, C. (2018). *Interior design illustrated*. John Wiley & Sons.
- Chiu, M. L. (1995). Collaborative design in CAAD studios: Shared ideas, resources, and representations. In *Proceedings of the International Conference on CAAD Futures* (Vol. 95, pp. 749–759).
- Dang, H., Mecke, L., Lehmann, F., Goller, S., & Buschek, D. (2022). How to prompt? Opportunities and challenges of zero- and few-shot learning for human-AI interaction in creative applications of generative models. *arXiv preprint arXiv:2209.01390*.
- Darwiche, A. (2018). Human-level intelligence or animal-like abilities? *Communications of the ACM*, 61(10), 56–67. <https://doi.org/10.1145/3271625>
- Denton, E. L., Chintala, S., Szlam, A., & Fergus, R. (2015). Deep generative image models using a Laplacian pyramid of adversarial networks. In *Advances in Neural Information Processing Systems* (pp. 1486–1494).
- Deveci, M. (2022). Yapay Zekâ Uygulamalarının Sanat ve Tasarım Alanlarına Yansımaları. *Vankulu Sosyal Araştırmalar Dergisi*, 9, 119–140.
- Eckert, C., & Stacey, M. (2000). Sources of inspiration: A language of design. *Design Studies*, 21, 523–538. [https://doi.org/10.1016/s0142-694x\(00\)00022-3](https://doi.org/10.1016/s0142-694x(00)00022-3)
- Goldschmidt, G. (1998). Creative architectural design: Reference versus precedence. *Journal of Architectural and Planning Research*, 15, 258–270.





- Graef, S., & Georgievski, I. (2021). Software architecture for next-generation AI planning systems. arXiv (Cornell University). <https://doi.org/10.48550/arXiv.2102.10985>
- Halpern, O. (2020). Architectural intelligence: How designers and architects created the digital landscape by Molly Wright Steenson. *Technology and Culture*, 61(4), 1265–1267. <https://doi.org/10.1353/tech.2020.0151>
- Fernandez, P. (2022). Technology behind text to image generators. *Library Hi Tech News*, 39(10), 1–4. <https://doi.org/10.1108/lhtn-10-2022-0116>
- Fiebrink, R. (2019). Machine learning education for artists, musicians, and other creative practitioners. *ACM Transactions on Computing Education (TOCE)*, 19(4), 1–32. <https://doi.org/10.1145/3294008>
- Goodfellow, I., Pouget-Abadie, J., Mirza, M., Xu, B., Warde-Farley, D., Ozair, S., Courville, A., & Bengio, Y. (2014). Generative adversarial nets. In *Advances in Neural Information Processing Systems* (pp. 2672–2680).
- Gwern. (2020). GPT-3 creative fiction. Retrieved from <https://www.Gwern.Net/GPT-3>
- He, X., & Deng, L. (2017). Deep learning for image-to-text generation: A technical overview. *IEEE Signal Processing Magazine*, 34(6), 109–116. <https://doi.org/10.1109/MSP.2017.2741510>
- Huynh-The, T., Pham, Q. V., Pham, X. Q., Nguyen, T. T., Han, Z., & Kim, D. S. (2023). Artificial intelligence for the metaverse: A survey. *Engineering Applications of Artificial Intelligence*, 117, 105581. <https://doi.org/10.1016/j.engappai.2022.105581>
- Hhandelwal, U., He, H., Qi, P., & Jurafsky, D. (2018). Sharp nearby, fuzzy far away: How neural language models use context. In *Proceedings of the 56th Annual Meeting of the Association for Computational Linguistics (Vol. 1, Long Papers)*.
- Liu, V., & Chilton, L. B. (2022). Design guidelines for prompt engineering text-to-image generative models. In *Proceedings of the 2022 CHI Conference on Human Factors in Computing Systems (CHI '22)*, New Orleans, LA, USA. Association for Computing Machinery. <https://doi.org/10.1145/3491102.3501825>
- Lu, Y., Bartolo, M., Moore, A., Riedel, S., & Stenetorp, P. (2021). Fantastically ordered prompts and where to find them: Overcoming few-shot prompt order sensitivity. arXiv preprint arXiv:2104.08786.
- Münch, T. (2022). *System architecture design and platform development strategies: An introduction to electronic systems development in the age of AI, agile development, and organizational change*. Springer.



- O'Connor, J., & Andreas, J. (2021). What context features can transformer language models use? arXiv preprint arXiv:2106.08367.
- Oppenlaender, J. (2022). The creativity of text-based generative art. arXiv:2206.02904.
- Pavlichenko, N., & Ustalov, D. (2023, July). Best prompts for text-to-image models and how to find them. In Proceedings of the 46th International ACM SIGIR Conference on Research and Development in Information Retrieval (pp. 2067–2071). <https://doi.org/10.1145/3539618.3592000>
- Radford, A., Metz, L., & Chintala, S. (2015). Unsupervised representation learning with deep convolutional generative adversarial networks. arXiv preprint arXiv:1511.06434.
- Reed, S., Akata, Z., Yan, X., Logeswaran, L., Schiele, B., & Lee, H. (2016). Generative adversarial text to image synthesis. arXiv preprint arXiv:1605.05396. <https://doi.org/10.48550/arXiv.1605.05396>
- Reed, S. E., Akata, Z., Mohan, S., Tenka, S., Schiele, B., & Lee, H. (2016). Learning what and where to draw. In Advances in Neural Information Processing Systems (pp. 217–225).
- Reviriego, P., & Merino-Gómez, E. (2022). Text to image generation: Leaving no language behind. arXiv preprint arXiv:2208.09333.
- Ramesh, A., Dhariwal, P., Nichol, A., Chu, C., & Chen, M. (2022). Hierarchical text-conditional image generation with CLIP latents. arXiv:2204.06125.
- Rombach, R., Blattmann, A., Lorenz, D., Esser, P., & Ommer, B. (2022). High-resolution image synthesis with latent diffusion models. In Proceedings of the IEEE/CVF Conference on Computer Vision and Pattern Recognition (CVPR) (pp. 10684–10695). IEEE. <https://doi.org/10.1109/cvpr52688.2022.01042>
- Sohl-Dickstein, J., Weiss, E., Maheswaranathan, N., & Ganguli, S. (2015). Deep unsupervised learning using nonequilibrium thermodynamics. In Proceedings of the 32nd International Conference on Machine Learning (ICML 2015) (pp. 2256–2265). PMLR.
- Smith, P. D. (2018). Hands-on artificial intelligence for beginners: An introduction to AI concepts, algorithms, and their implementation. Packt Publishing Ltd.
- Smith, B. C. (2019). The promise of artificial intelligence: Reckoning and judgment. The MIT Press.
- Sucu, İ., & Ataman, E. (2020). Dijital evrenin yeni dünyası olarak yapay zeka ve Her Filmi üzerine bir çalışma. Yeni Medya Elektronik Dergisi, 4(1), 40–52.

- Vartiainen, H., & Tedre, M. (2023). Using artificial intelligence in craft education: Crafting with text-to-image generative models. *Digital Creativity*, 34(1), 1–21. <https://doi.org/10.1080/14626268.2023.2174557>
- Vartiainen, H., Liukkonen, P., & Tedre, M. (2025). Emerging human-technology relationships in a co-design process with generative AI. *Thinking Skills and Creativity*, 56, 101742. <https://doi.org/10.1016/j.tsc.2024.101742>
- Xu, T., Zhang, P., Huang, Q., Zhang, H., Gan, Z., Huang, X., & He, X. (2018). AttnGAN: Fine-grained text to image generation with attentional generative adversarial networks. In *Proceedings of the IEEE Conference on Computer Vision and Pattern Recognition* (pp. 1316–1324). <https://doi.org/10.1109/cvpr.2018.00143>
- Yıldırım, B., & Emirarslan, S. (2021). İç mimarlıkta yapay zekâ: İnsana öykünen makineler çağında yapay zekânın mesleki paydaşlığı. *Yapay Zekâ ve Dijital Teknoloji*, İksad Publishing House, Ankara, 101.
- Zhang, H., Xu, T., Li, H., Zhang, S., Wang, X., Huang, X., & Metaxas, D. N. (2017). StackGAN: Text to photorealistic image synthesis with stacked generative adversarial networks. In *Proceedings of the IEEE International Conference on Computer Vision* (pp. 59). <https://doi.org/10.1109/iccv.2017.629>

Appendix 1. The reception area designs used in the research, along with their conceptual images and design styles.

Number	Design Styles	Conceptual Image by AI	Interior Design of the Reception Area
1	Gothic & Mackintosh		
	AI Tool: Midjourney	<p>(Phase 1) Blend: Images taken from Dezeen and Behance were blended at Midjourney.</p> <p>(Phase 2) Upscale: Image was upscaled with Midjourney</p> <p>(Phase 3) Blend: Image taken from the Mackintosh design page and Upscaled image were blended at Midjourney.</p>	
2	Art Deco & Op Art		
	AI Tool: Midjourney	<p>(Phase 1) Prompt: art deco interior space, op art interior space, interior architecture, 8k, ultra realistic renderings, realistic office photo.</p> <p>(Phase 2) Prompt: art deco interior architecture, op art interior architecture, interior architecture, 8k, ultra realistic renderings, art deco interior space, op art interior space , realistic office photo, led light, art deco office design, op art office design, Decor elements and accessories for an Art deco interior, Decor elements and accessories for an op art interior.</p> <p>(Phase 3) Blend: Two images generated from prompts were blended.</p>	
3	Baroque & Bauhaus		

	<p>AI Tool: Midjourney</p>	<p>(Phase 1) Prompt: a waiting area with bauhaus furniture positioned in front of a baroque-style background, with column.</p> <p>(Phase 2) Upscale: Image was upscaled with Midjourney.</p> <p>(Phase 3) Prompt: baroque columns and baroque wall reliefs, simple single armchairs with bauhaus metal legs, waiting area.</p> <p>(Phase 4) Upscale: Image was upscaled with Midjourney.</p> <p>(Phase 5) Blend: Two images generated from prompts were blended.</p>	
4	<p>Ancient Greece & Deconstructivism</p>		
	<p>AI Tool: Midjourney</p>	<p>(Phase 1) Prompt: A mixture of ancient greek and deconstructivism architecture clinical waiting area interior design, wide-angle vision, postmodern, modern, sharpness, turmoil, uncertainty, geo-metric imbalance, futuristic, ancient greek, colon, regularity, energetic, mobile, dynamic, deconstruction, non vertical, trapezoid, oblique, folded, balanced and stationary, curved, marble surfaces, bright spaces.</p> <p>(Phase 2) Upscale: Image was upscaled with Midjourney.</p> <p>(Phase 3) Blend: Image taken from Upscaled image, Pinterest, Harpersbazaar, Dezeen and Archdaily were blended at Midjourney.</p> <p>(Phase 4) Upscale: Image was upscaled with Midjourney.</p> <p>(Phase 5) Variation: Image was varied with Midjourney.</p>	
5	<p>Romanesque & Minimalism</p>		

	AI Tool: Midjourney	<p>(Phase 1) Blend: Image taken from Pinterest and Dezeen were blended at Midjourney.</p> <p>(Phase 2) Blend: Image taken from Pinterest, Dezeen and Blended image were blended at Midjourney.</p> <p>(Phase 3) Blend: Blended 2 images were blended again at Midjourney.</p>	
6	Ancient Greece & Pop Art		
	AI Tool: Midjourney	<p>(Phase 1) Prompt: Living room design including ancient greek and pop art design styles, pastel green and yellow details, pastel colours, organic furniture, plant details, ancient greek poster, colourful furniture and ancient greek poster, pastel coloured living room, pop art furniture.</p> <p>(Phase 2) Prompt: colourful living room design interior design, colourful columns, column details, pop art furniture pop art poster in the prayer room, glass coffee table blue, arched walls colourful design.</p> <p>(Phase 3) Blend: Two images generated from prompts were blended.</p>	

Appendix 2. The descriptions for the 1st design

	ChatGPT 4o	Claude 3.5 Sonnet	Gemini 1.5 Flash
Design Style(s)	-The design combines neoclassical elements (evident in the Corinthian-style columns and decorative wall panels) with modern minimalism (clean lines of the furniture and reception desk).	-Minimalist modern -Contemporary luxury -Clinical sophistication	- Modern Minimalist: The overall aesthetic leans towards a modern minimalist style, with clean lines, neutral colours, and a focus on functionality. -Contemporary: The design incorporates contemporary elements like the sleek furniture and the use of natural light.
Colour	-The interior features a monochromatic blue-gray palette, creating a serene and professional atmosphere.	Predominantly neutral with: -Warm white walls -Light grey concrete textures -Light wood tones -Black accents -White marble with gold/beige veining	- Neutral Tones: The primary colours used are neutral tones, such as white, beige, and light brown. This creates a calming and sophisticated atmosphere. -Black Accents: Black accents are used strategically to add contrast and definition, such as the black lines on the wall and the black frames around the mirrors.

Lighting	<ul style="list-style-type: none"> -The space uses recessed lighting embedded into the coffered ceiling, providing uniform illumination. -Hanging linear pendant lights over the reception desk add a modern touch. 	<ul style="list-style-type: none"> -Recessed ceiling lights -Hidden LED strip lighting behind wooden panels creating ambient glow -Modern linear black track lighting visible in background -Well-lit space with even illumination 	<ul style="list-style-type: none"> - Recessed Lighting: Recessed lighting is used to provide general illumination throughout the space, creating a clean and modern look. -Spotlights: Spotlights are used to highlight specific areas, such as the reception desk and the wall with the clinic's name. -Natural Light: The large windows likely allow for ample natural light to enter the space, further enhancing the bright and airy feel.
Furniture	<ul style="list-style-type: none"> -The reception desk is a geometric, minimalist design, blending seamlessly into the monochromatic theme. -Waiting area seating is modern and understated, with metal or upholstered finishes. 	<ul style="list-style-type: none"> -Large reception desk in white marble-look material with veining -Two black chairs/stools against the feature wall -Built-in shelving visible in background 	<ul style="list-style-type: none"> - Reception Desk: The reception desk is a modern and minimalist design, with a white marble-like countertop and a black base. -Chairs: Two black chairs are placed in front of the reception desk, providing a comfortable seating area for visitors. -Shelves: Shelves are visible on the right side of the image, likely used to display products or decorative items.
Products	<ul style="list-style-type: none"> -Branding elements like the "Meta Clinic" signage are integrated into the reception desk, reflecting a sleek corporate identity. 		<ul style="list-style-type: none"> - Aesthetic Products: The shelves likely display products related to the clinic's services, such as skincare products, makeup, or other beauty items.
Interior Materials	<ul style="list-style-type: none"> -Painted paneling on the walls adds texture and elegance. -Plaster or gypsum detailing is present on the ceiling and columns. -Glass elements in the window sections, framed by metal grids, introduce natural light while maintaining privacy. -Green wall features with plants enhance the biophilic quality of the design. 	<ul style="list-style-type: none"> -Concrete-look wall panels -Wood veneer wall cladding -Marble-look surfaces (likely porcelain or engineered stone) -Smooth painted drywall -Black metal accents 	<ul style="list-style-type: none"> - Wood: Wood is used for the wall behind the reception desk, adding warmth and texture to the space. -Marble: The reception desk features a marble-like countertop, creating a luxurious and sophisticated look. -Painted Walls: The walls are likely painted in a neutral colour, such as white or beige.
Architectural Features	<ul style="list-style-type: none"> -Ceiling Height: High ceilings amplify the grandeur and openness of the space. -Size of the Space: The room appears expansive, likely a large clinic reception area. -Windows: Large, rectangular windows with grid patterns allow for natural light while maintaining symmetry. -Doors: Doorways blend with the wall panels and may include arched elements, maintaining the classical aesthetic. 	<ul style="list-style-type: none"> -High ceilings (appears to be approximately 9-10 feet) -Clean-lined geometric ceiling detail in black/grey -No visible windows in reception area -Appears to be a moderately sized reception space (roughly 15-20 feet wide) -Linear wall detailing creating vertical panels -Integrated wall signage reading "Derma Aesthetic" 	<ul style="list-style-type: none"> - Ceiling Height: The ceiling height appears to be relatively high, contributing to the spacious feel of the interior. -Space Size: The space seems to be of moderate size, with a well-defined reception area and additional space to the right. -Windows: Large windows are present, allowing natural light to enter the space and providing views of the exterior. -Doors: The doors appear to be modern and minimalist in design, with clean lines and a neutral colour.

Spatial Layout	<ul style="list-style-type: none"> -The reception desk is centrally positioned as a focal point, framed by evenly spaced columns. -Symmetrically arranged seating areas flank the reception zone, creating balance. -Vertical greenery along the walls adds interest and warmth to the spatial organization. 	<ul style="list-style-type: none"> - Open plan reception area -Linear reception counter as focal point -Symmetrical design with balanced elements -Clear sight lines to back areas -Well-defined circulation space in front of counter -Storage/display areas visible in background 	<ul style="list-style-type: none"> - Reception Area: The reception area is clearly defined and centrally located, welcoming visitors upon entry. -Waiting Area: The chairs in front of the reception desk create a small waiting area for visitors. -Shelves: The shelves on the right side of the image provide additional storage and display space.
-----------------------	---	---	---

Appendix 3. The descriptions for the 2nd design

	ChatGPT 4o	Claude 3.5 Sonnet	Gemini 1.5 Flash
Design Style(s)	<ul style="list-style-type: none"> -The interior embraces an Art Deco design style, characterized by geometric patterns, bold contrasts, and metallic accents. 	<ul style="list-style-type: none"> -Art Deco revival -Modern geometric -Glamorous contemporary 	<ul style="list-style-type: none"> - Art Deco: The overall aesthetic strongly reflects the Art Deco style, characterized by geometric patterns, bold colours, and luxurious materials. -Modern: The design incorporates modern elements like the sleek furniture and the use of digital displays.
Colour	<ul style="list-style-type: none"> -The space features a warm colour palette with shades of beige, peach, black, and gold, adding a luxurious and inviting ambiance 	<ul style="list-style-type: none"> -Black and white as base colours -Peach/salmon pink accents -Gold/brass metallic details -Navy blue accent in the logo backdrop 	<ul style="list-style-type: none"> - Warm Tones: The primary colours used are warm tones, such as beige, peach, and gold. These colours create a welcoming and sophisticated atmosphere. -Black Accents: Black accents are used strategically to add contrast and definition, such as the black stripes on the floor and the black trim around the doors. -White Accents: White accents are used to create a sense of balance and contrast with the warm tones, such as the white walls and the white countertop of the reception desk.
Lighting	<ul style="list-style-type: none"> -Wall-mounted sconce lighting with gold finishes enhances the vertical design elements. -The overall lighting is soft, accentuating the reflective materials and the geometric patterns. 	<ul style="list-style-type: none"> -Modern vertical wall sconces with warm lighting -Appears to have ambient overhead lighting -Strategic lighting highlighting the brand name and logo 	<ul style="list-style-type: none"> - Wall Sconces: Wall sconces with gold accents provide ambient lighting, adding to the luxurious feel of the space. -Recessed Lighting: Recessed lighting is likely used to provide general illumination throughout the space.
Furniture	<ul style="list-style-type: none"> -The reception desk has a rounded and streamlined design, emphasizing symmetry and geometric patterns in gold and black. -Accessories such as metallic planters complement the Art Deco theme. 	<ul style="list-style-type: none"> -Reception desk with curved edges and two-tone striped design -Two Apple computers on stands at the reception Decorative potted plant in a metallic planter -Custom "Onirique" signage with Art Deco- 	<ul style="list-style-type: none"> - Reception Desk: The reception desk is a modern and sleek design, with a white marble-like countertop and a black base. The geometric patterns on the front of the desk are a nod to the Art Deco style. -Chairs: Two black chairs are placed in front of the reception desk, providing a comfortable seating area for visitors. -Coffee Table: A small coffee table with a gold base and a black top is visible in the foreground, adding a touch of luxury.

Products	-Branding, such as the "ONIRIQUE" signage, is integrated elegantly into the wall design, reflecting a sophisticated identity. -Dual computers on the desk highlight the functional purpose of the reception area.	inspired cloud/arch motif	- Digital Displays: Two computer monitors are placed on the reception desk, likely used for customer service or administrative tasks.
Interior Materials	-Gold accents on the wall and furniture emphasize elegance. -High-gloss finishes on the floor and decorative wall panels contribute to a polished, luxurious look. -Glass and metal details add a modern touch to the Art Deco style.	-Mixed panel wall system with geometric patterns -High-gloss or lacquered surfaces -Metallic trim details -Appears to be vinyl or tile flooring	- Marble: The reception desk features a marble-like countertop, creating a luxurious and sophisticated look. -Wood: Wood is likely used for the base of the reception desk and the coffee table, adding warmth and texture to the space. -Painted Walls: The walls are likely painted in a neutral colour, such as white or beige.
Architectural Features	-Ceiling Height: Standard ceiling height with layered detailing and recessed areas. -Size of the Space: Medium-sized area designed for functionality while maintaining style. -Windows and Doors: Doors are seamlessly integrated into the paneling, maintaining a consistent design language.	-Standard height ceiling with crown molding -Air conditioning unit visible -Geometric wall paneling creating visual interest -No visible windows in this view -Bold geometric floor pattern with black and white stripes	- Ceiling Height: The ceiling height appears to be relatively high, contributing to the spacious feel of the interior. -Space Size: The space seems to be of moderate size, with a well-defined reception area and additional space to the right. -Doors: The doors appear to be modern and minimalist in design, with clean lines and a black trim.
Spatial Layout	-The reception desk is centrally placed, serving as the primary focal point. -The geometric flooring pattern directs attention to the reception area and creates a sense of depth. -Surrounding spaces are clean and open, with decorative wall panels reinforcing the cohesive design.	-Symmetrical design centered on reception desk -Balanced wall sconces flanking the logo -Dynamic diagonal floor pattern leading to desk -Wall panels creating rhythm and movement -Well-defined reception area	- Reception Area: The reception area is clearly defined and centrally located, welcoming visitors upon entry. -Waiting Area: The chairs in front of the reception desk create a small waiting area for visitors.

Appendix 4. The descriptions for the 3rd design

	ChatGPT 4o	Claude 3.5 Sonnet	Gemini 1.5 Flash
Design Style(s)	-The interior predominantly reflects neoclassical architecture, evident from the Corinthian-style columns, symmetrical layout, and detailed wall paneling.	-Modern Neoclassical -Contemporary interpretation of Greek Revival -Luxury medical/spa aesthetic	- Neoclassical: The overall aesthetic strongly reflects the Neoclassical style, characterized by symmetry, proportion, and the use of classical motifs like columns and arches. -Modern: The design incorporates modern elements like the sleek furniture and the use of muted colours.

Colour	-The colour scheme is monochromatic blue-gray, creating a cool, calm, and formal ambiance suitable for a clinic.	- Soft powder blue/gray walls -Crisp white trim and columns -Green from vertical plant walls -Monochromatic grey reception desk	- Muted Tones: The primary colours used are muted tones, such as light gray, white, and a hint of green from the vertical garden. This creates a calming and sophisticated atmosphere. -Black Accents: Black accents are used strategically to add contrast and definition, such as the black countertop of the reception desk and the black trim around the windows.
Lighting	-The space is lit by recessed ceiling lights arranged within a coffered ceiling, providing uniform illumination. -Additional hanging linear pendant lights above the reception desk add modern functionality.	- Elaborate coffered ceiling with integrated square lighting panels -Modern linear pendant light over reception -Bright, even illumination throughout -Natural light suggestion from plant wall areas	- Recessed Lighting: Recessed lighting is used to provide general illumination throughout the space. -Pendant Lights: Pendant lights are used to create a focal point over the reception desk. -Natural Light: The large windows likely allow for ample natural light to enter the space, further enhancing the bright and airy feel.
Furniture	-The reception desk is minimalistic with clean lines, blending seamlessly into the overall colour scheme. -Waiting area furniture is understated and consistent with the formal environment, likely made of metal or upholstered materials.	-Modern geometric reception desk in grey -Built-in seating areas visible on sides -Living green walls in arched niches -"YTTA CLINIC" signage on desk	- Reception Desk: The reception desk is a modern and minimalist design, with a black countertop and a white base. -Chairs: Two black chairs are placed in front of the reception desk, providing a comfortable seating area for visitors. -Vertical Garden: A vertical garden is incorporated into the design, adding a touch of greenery and a sense of nature.
Products	-The "META Clinic" signage is integrated into the design of the reception desk, showcasing branding as a part of the decor.		-
Interior Materials	-Plaster or gypsum is used for the decorative wall and ceiling moldings. -Glass panels with a grid-like structure in the windows enhance natural light intake and symmetry. -Living green walls add texture and biophilic design elements to the otherwise formal space.	-Plaster or gypsum decorative elements -Smooth painted walls -What appears to be marble or light stone flooring -Preserved moss/plant wall sections -High-gloss or matte surfaces on desk	- Marble: The floor and columns are likely made of marble or a marble-like material, creating a luxurious and sophisticated look. -Wood: Wood is likely used for the base of the reception desk and the trim around the windows, adding warmth and texture to the space. -Painted Walls: The walls are likely painted in a neutral colour, such as light gray.
Architectural Features	- Ceiling Height: High ceilings enhance the grand, airy feeling of the space. -Size of the Space: The layout suggests a spacious reception or lobby area designed to accommodate multiple visitors. -Windows and Doors: Large grid-framed windows allow	-Classical fluted columns with Corinthian capitals -High coffered ceiling with detailed grid pattern -Decorative wall panels with arched detailing -Symmetrical fan/shell motif on feature wall	-Ceiling Height: The ceiling height appears to be relatively high, contributing to the spacious feel of the interior. -Space Size: The space seems to be of moderate size, with a well-defined reception area and additional space to the right. -Columns: The use of columns creates a sense of grandeur and formality.

	natural light to enter, while arched wall niches align with the neoclassical aesthetic.	-Wainscoting along lower walls -Arched wall niches with vertical gardens -Substantial room height (appears 12-14 feet)	-Windows: Large windows are present, allowing natural light to enter the space and providing views of the exterior. -Arches: Arches are used to frame the windows and create a sense of depth.
Spatial Layout	-The space is designed symmetrically, with the reception desk centrally located as the focal point. -Columns frame the reception area, creating distinct zones while maintaining an open-plan layout. -Vertical greenery and evenly spaced seating areas offer functional and aesthetic balance.	-Grand symmetrical entrance space -Central reception desk as focal point -Colonnade creating defined walkways -Clear sight lines through space -Balanced architectural elements -Spacious open plan design	-Reception Area: The reception area is clearly defined and centrally located, welcoming visitors upon entry. -Waiting Area: The chairs in front of the reception desk create a small waiting area for visitors.

Appendix 5. The descriptions for the 4th design

	ChatGPT 4o	Claude 3.5 Sonnet	Gemini 1.5 Flash
Design Style(s)	-A blend of classical and contemporary styles, with Corinthian columns and a modern angular reception desk emphasizing a juxtaposition of old and new.	- Contemporary Greco-Roman fusion -Geometric modernism -Luxe industrial	-Modern Classic: The overall aesthetic blends modern elements with classic architectural features, creating a contemporary and sophisticated look. -Art Deco: There are some Art Deco influences visible in the geometric shapes and the use of rich colours.
Colour	- The colour palette includes soft greens, muted grays, and warm yellows, creating a fresh yet sophisticated atmosphere. -Subtle pink accents on the walls enhance warmth and visual interest.	- Muted mauve/dusty rose -Warm gold/yellow accents -Sage green ceiling trim -Grey concrete textures -Off-white walls	-Neutral Tones: The primary colours used are neutral tones, such as light gray, beige, and brown. This creates a calming and sophisticated atmosphere. -Bold Accents: Bold accents are used strategically to add contrast and interest, such as the dark green trim on the ceiling and the deep red/purple on the reception desk.
Lighting	-The ceiling features a backlit translucent panel, providing even, diffused lighting. -Additional ambient light comes from modern architectural lighting integrated into the space.	- Large skylight with diffused panels -Integrated screen/digital display -Ambient natural lighting -Architectural lighting highlighting brand signage	-Skylight: A large skylight provides ample natural light, creating a bright and airy feel. -Recessed Lighting: Recessed lighting is used to provide general illumination throughout the space.
Furniture	- The reception desk has a bold, angular design, using wood textures in warm yellow and brown tones, contrasting with the softer colours of the space. -Minimalist seating and decorative elements focus	-Angular geometric reception desk with faceted design -Large digital display/screen embedded in wall	-Reception Desk: The reception desk is a modern and geometric design, with a wooden top and a bold red/purple base. -Columns: The columns add a classic architectural touch, creating a sense of grandeur and formality.

	attention on the reception area.	- "Atlantis Beauty Clinic" signage with classical column motif	
Products	- The Aphrodite Beauty Clinic logo is prominently displayed on the wall, reinforcing the brand identity. - A large, modern art piece on the left wall adds a contemporary touch.	- Geometric, origami-like desk design in contrasting colours	-
Interior Materials	- Stone or concrete finishes dominate the walls, adding texture and durability. - Wood panels on the desk contrast with the classical materials, introducing warmth. - Marble detailing on the ceiling edges and columns enhances the luxurious feel.	- Brushed or textured metal panels on desk - Concrete or concrete-look surfaces - Metallic signage - What appears to be metal or composite panels in mauve and gold - Glass/acrylic skylight panels	- Marble: The floor and walls are likely made of marble or a marble-like material, creating a luxurious and sophisticated look. - Wood: Wood is used for the top of the reception desk, adding warmth and texture to the space. - Painted Walls: The walls are likely painted in a neutral colour, such as light gray.
Architectural Features	- Ceiling Height: Standard height, with attention drawn upward by the decorative and illuminated ceiling panel. - Size of the Space: A moderately sized reception area designed to feel open yet defined. - Windows and Doors: Large glass openings allow natural light to brighten the space and provide views to the outside.	- Classical Ionic columns Sculptural ceiling with angular planes - Skylight with green metal framing - Wall niches/recesses - Textured concrete-look wall surfaces - Modern interpretation of classical moldings - High ceilings with geometric details	- Ceiling Height: The ceiling height appears to be relatively high, contributing to the spacious feel of the interior. - Skylight: The skylight provides natural light and adds a sense of openness to the space. - Columns: The use of columns creates a sense of grandeur and formality. - Arches: Arches are used to frame the windows and create a sense of depth.
Spatial Layout	- The angular reception desk is centrally located, commanding attention and creating a focal point. - Classical columns frame the desk and wall, creating zones that guide the visitor's attention. - Artwork and decorative details are placed asymmetrically, contrasting with the symmetry of the classical features.	- Asymmetrical yet balanced design - Angular forms creating dynamic movement - Open reception area - Clear sight lines to branded elements - Integration of classical and modern elements	- Reception Area: The reception desk is centrally located, welcoming visitors upon entry.

Appendix 6. The descriptions for the 5th design

	ChatGPT 4o	Claude 3.5 Sonnet	Gemini 1.5 Flash
Design Style(s)	- The interior showcases a modern Mediterranean style, emphasizing clean lines, neutral colours, and	- Modern Mediterranean - Contemporary minimalist - Organic modern	- Modern Minimalist: The overall aesthetic leans towards a modern minimalist style, with clean lines, neutral colours, and a focus on functionality.

	an airy ambiance. Classical elements like columns and arches subtly enhance the aesthetic.		-Contemporary: The design incorporates contemporary elements like the sleek furniture and the use of natural light.
Colour	- The colour palette is dominated by white and accented with gold for text and branding. Hints of green are introduced through indoor plants and furniture.	-Crisp white walls and surfaces -Gold lettering accents -Deep burgundy artwork -Forest green upholstery -Light grey office chairs	-Neutral Tones: The primary colours used are neutral tones, such as white, beige, and light brown. This creates a calming and sophisticated atmosphere. -Black Accents: Black accents are used strategically to add contrast and definition, such as the black lines on the wall and the black frames around the mirrors.
Lighting	-Recessed spotlights in the ceiling provide soft, even illumination. -A linear pendant light hangs above the reception desk, adding functional task lighting while maintaining simplicity.	- Recessed square ceiling lights -Hidden cove lighting in arches -Natural-looking ambient light -Clean, bright overall illumination	-Recessed Lighting: Recessed lighting is used to provide general illumination throughout the space, creating a clean and modern look. -Spotlights: Spotlights are used to highlight specific areas, such as the reception desk and the wall with the clinic's name. -Natural Light: The large windows likely allow for ample natural light to enter the space, further enhancing the bright and airy feel.
Furniture	-The curved reception desk has a smooth, minimalist design with gold branding for elegance. -Additional furniture includes minimalist seating in green tones, aligning with the natural elements of the design.	- Curved white reception desk with gold lettering -Grey ergonomic office chairs -Built-in seating area with green upholstery -Large-scale burgundy artwork panel -Indoor plants (appears to be Bird of Paradise or similar)	-Reception Desk: The reception desk is a modern and minimalist design, with a white marble-like countertop and a black base. -Chairs: Two black chairs are placed in front of the reception desk, providing a comfortable seating area for visitors. -Shelves: Shelves are visible on the right side of the image, likely used to display products or decorative items.
Products	-Branding is prominently displayed as gold lettering on the desk and back wall ("EA Clinic"). -A framed modern artwork on the wall behind the desk adds a subtle decorative element.	-Gold "ERA CLINIC" signage	-Aesthetic Products: The shelves likely display products related to the clinic's services, such as skincare products, makeup, or other beauty items.
Interior Materials	-Smooth white plaster covers walls and the ceiling, contributing to a cohesive, clean look. -Gold finishes enhance luxury and contrast the minimalism. -Natural elements such as potted plants and a green wall provide warmth and vibrancy.	- Smooth white painted walls -What appears to be seamless flooring -Metallic gold signage -Textile upholstery -Possible corian or solid surface reception desk	-Wood: Wood is used for the wall behind the reception desk, adding warmth and texture to the space. -Marble: The reception desk features a marble-like countertop, creating a luxurious and sophisticated look. -Painted Walls: The walls are likely painted in a neutral colour, such as white or beige.
Architectural Features	-Ceiling Height: Standard ceiling height with simple detailing. -Arches and Columns: Classical arches and a single column add architectural	- Series of elegant arched walkways/openings -Classical column with decorative capital -Clean-lined ceiling details	-Ceiling Height: The ceiling height appears to be relatively high, contributing to the spacious feel of the interior. -Space Size: The space seems to be of moderate size, with a well-defined reception area and additional space to the right.

	<p>interest and reflect Mediterranean influences.</p> <p>-Size of the Space: The layout appears spacious and well-organized, with wide circulation areas.</p> <p>-Doors and Openings: Arched doorways complement the overall style and create smooth visual transitions.</p>	<p>-High ceilings (appears 9-10 feet)</p> <p>-Minimalist wall treatments</p> <p>-Curved architectural elements</p> <p>-Built-in seating alcove</p>	<p>-Windows: Large windows are present, allowing natural light to enter the space and providing views of the exterior.</p> <p>-Doors: The doors appear to be modern and minimalist in design, with clean lines and a neutral colour.</p>
Spatial Layout	<p>-The reception desk is centrally positioned as the focal point of the space.</p> <p>-A seating area with green accents is placed to the side, creating a comfortable waiting zone.</p> <p>-Decorative plants and architectural details (arches and niches) are strategically placed to balance function and aesthetic.</p>	<p>- Open, flowing floor plan</p> <p>-Clear separation between reception and waiting areas</p> <p>-Curved forms creating organic movement</p> <p>-Symmetrical architectural elements</p> <p>-Well-defined circulation paths</p> <p>-Integration of nature through plants</p> <p>-Alcove seating area for waiting</p>	<p>-Reception Area: The reception area is clearly defined and centrally located, welcoming visitors upon entry.</p> <p>-Waiting Area: The chairs in front of the reception desk create a small waiting area for visitors.</p> <p>-Shelves: The shelves on the right side of the image provide additional storage and display space.</p>

Appendix 7. The descriptions for the 6th design.

	ChatGPT 4o	Claude 3.5 Sonnet	Gemini 1.5 Flash
Design Style(s)	<p>- The interior combines modern contemporary design with neoclassical influences, incorporating sleek, minimalist furniture and decorative columnar elements.</p>	<p>- Modern Greco</p> <p>-Contemporary Art Deco</p> <p>-Luxury minimalist</p>	<p>-Eclectic: The overall aesthetic is eclectic, blending elements of Art Deco, Mid-Century Modern, and contemporary design.</p> <p>-Modern: The design incorporates modern elements like the sleek furniture and the use of bold colours.</p>
Colour	<p>-The palette features soft blue-gray tones for the walls and columns, balanced by black framing and white surfaces.</p> <p>-Gold accents—notably the striking sculptural piece—add warmth and a sense of luxury.</p>	<p>- Dusty blue wall sections</p> <p>-White walls</p> <p>-Soft pink floor accents</p> <p>-Black metal frames</p> <p>-Gold/amber sculpture</p> <p>-Sage green wainscoting</p> <p>-Yellow accent chair</p>	<p>-Bold Colours: The primary colours used are bold and vibrant, such as blue, pink, yellow, and black. This creates a dynamic and energetic atmosphere.</p> <p>-Neutral Tones: Neutral tones like white are used to balance the bold colours and create a sense of calm.</p>
Lighting	<p>-Recessed spotlights in the ceiling provide focused and clean illumination.</p> <p>-The backlit wall panel behind the logo adds depth and emphasis to the branding.</p> <p>-Additional vertical light fixtures contribute a modern ambiance.</p>	<p>-Black track spotlights</p> <p>-Backlit brand signage</p> <p>-Large windows providing natural light</p> <p>-Linear wall sconce</p> <p>-Ambient lighting behind architectural elements</p>	<p>-Recessed Lighting: Recessed lighting is used to provide general illumination throughout the space.</p> <p>-Pendant Lights: Pendant lights are used to create focal points in different areas, such as the reception desk and the seating area.</p> <p>-Natural Light: The large windows likely allow for ample natural light to enter the space, further enhancing the bright and airy feel.</p>

Furniture	<ul style="list-style-type: none"> -The reception desk is understated, allowing attention to focus on the sculptural centerpiece. -Seating, such as the yellow accent chair, introduces bold colour and soft curves for contrast. 	<ul style="list-style-type: none"> -Statement gold organic sculpture in glass case -Modern yellow lounge chair -Black-framed glass display case/vitrine -Decorative arched metal screens -Grecian profile logo in coral/terracotta -Floor-to-ceiling windows 	<ul style="list-style-type: none"> -Reception Desk: The reception desk is a modern and minimalist design, with a glass display case and a black base. -Chairs: A yellow armchair is placed in the seating area, adding a pop of colour and a touch of Mid-Century Modern style. -Art: A large golden sculpture is displayed on the reception desk, adding a unique and artistic touch.
Products	<ul style="list-style-type: none"> - The golden sculptural object in the glass display case serves as an artistic focal point, highlighting the clinic's aesthetic emphasis. -The "Grecian Aesthetic Clinic" branding on the back wall is prominently featured with elegant typography. 		
Interior Materials	<ul style="list-style-type: none"> -Textured fabrics are used for the soft wall panels and curtains. -Glass partitions with black metal framing create defined zones while maintaining openness. -Polished surfaces on the floors reflect light, enhancing the sense of spaciousness. 	<ul style="list-style-type: none"> - Polished white flooring -Pink terrazzo or similar floor insets -Metal framework in black -Glass panels -Painted wall surfaces -Metallic sculptural element -Textile upholstery 	<ul style="list-style-type: none"> -Glass: Glass is used for the display case on the reception desk, creating a sense of transparency and lightness. -Metal: Metal is used for the black frames around the windows and the base of the reception desk, adding a modern and industrial feel. -Painted Walls: The walls are likely painted in bold colours, such as blue and pink.
Architectural Features	<ul style="list-style-type: none"> -Ceiling Height: Medium-high ceilings allow for the large column-like elements to feel proportional. -Windows: Large glass windows bring in natural light and provide a connection to the green outdoor environment. -Columns: Vertical columnar details on either side of the wall enhance the Grecian theme. 	<ul style="list-style-type: none"> -Fluted wall columns in blue -Arched decorative metalwork -Art Deco-inspired geometric patterns -Floor level changes with platform -Large windows with garden views -High ceilings (appears 10-12 feet) -Geometric wall paneling 	<ul style="list-style-type: none"> -Ceiling Height: The ceiling height appears to be relatively high, contributing to the spacious feel of the interior. -Space Size: The space seems to be of moderate size, with a well-defined reception area and a seating area. -Windows: Large windows are present, allowing natural light to enter the space and providing views of the exterior. -Arches: Arches are used to frame the windows and create a sense of depth.
Spatial Layout	<ul style="list-style-type: none"> - The sculptural piece is centrally positioned, framed by the branding wall and serving as the room's primary focal point. -The reception area and seating are separated by glass partitions, balancing openness and privacy. -The design emphasizes symmetry and linearity, with clear pathways and a clean, uncluttered arrangement. 	<ul style="list-style-type: none"> - Gallery-like display area -Defined seating zone -Clear circulation paths -Strong architectural framing -Integration of indoor-outdoor spaces -Symmetrical design elements -Open, flowing space 	<ul style="list-style-type: none"> -Reception Area: The reception desk is centrally located, welcoming visitors upon entry. -Seating Area: The yellow armchair creates a small seating area for visitors.

