

Search for Hidden Light in the Pyramids



Mohamed Osman
Institute of Science Master of Architecture
Istanbul Aydin University, Florya Istanbul /Turkey
E-mail: dr-osman@hotmail.com

Abstract: Pyramids are considered one of the symbols of human civilization. It is one of the miracles of the world. Characterized by ancient civilization of Egypt from the rest of civilizations normally highly religion. Rich with secrets that have not been disclosed so far since 4500 BC. One of those secrets is electricity. Since the discoveries have proved that the ancient Egyptians were able to really generate electricity. Discovered the symbols on the walls has shown that they made light work electromagnetic waves emitted from the earth. Also, the holes in the pyramid was to introduce Starlight to the tomb of the Pharaoh Khufu. He has Pharaohs using a special type of stone in the construction of the corridors. Where these stones work as a mirror and reflect the light. These stones also absorb and radiate the lights at night on the principle of the moon. The researches are still going on about the form of the pyramid's construction . As some scientists say the pyramid shape and location of the globe causing the emission of electric waves powerful enough to illuminate the major cities in the world.

Keywords: Electric, hidden, light, Pyramid, secret

Piramitlerdeki Saklı Işığın Araştırılması

Özet: Piramitler insan uygarlığının sembolleri olarak kabul edilirler. Dünyadaki mucizelerden biridir. Mısırın eski uygarlıkları diğer eski medeniyetlerde olduğu gibi inanç odaklı topluluklardı, gizemleri M.Ö.4500 yılından bu yana şimdiye kadar açıklanmamıştır. Bu gizemlerden bir tanesi elektriktir. Araştırmalara göre Mısırlılar gerçekten elektrik üretebilmişlerdi. Duvarlarda keşfedilen semboller Mısır'lıların yeryüzünden yayılan elektromanyetik dalgalarla ilgili çalışmalar yaptığını göstermiştir. Ayrıca Piramit kesitindeki deliklerden yıldız ışığı Pharaoh Khufu'nun mezarının içerisine alınır. Pharaohs (krallar)piramit içerisindeki koridorların inşasında özel bir taş kullanırlardı. Bu taşlar ayna gibi ışığı yansıtırlardı. Ayrıca, ayın güneş ışığını depolaması ve yansıtmasında olduğu gibi taşlar da ışığı emerlerdi ve yayarlardı. Piramitlerin inşa biçimleri hakkındaki araştırmalar halen devam etmektedir. Bazı bilim adamları, Piramitlerin biçim ve konumlarına göre ürettikleri elektrik dalgalarının dünyadaki belli başlı şehirlerin aydınlatılması için yeterli olabileceğini söylemektedirler.

Anahtar Kelimeler: Elektrik, saklı, ışık, Piramit, sır

1. INTRODUCTION

A reminder of glorification of life after death, Pyramids that were built in different periods reflect different architectural knowledge. Mysteries of pyramids remain unsolved. Although some believe that a lost civilization lies beneath the pyramids and despite some misleading publications and TV shows on this subject, no trace of any "lost civilization" could be found during excavation works. Instead, artifacts such as bakeries, inscriptions, and the tombs of ancient Egyptians were discovered and these shed some light on the history of ancient Egyptian civilization. Walls of tombs depict the lives of

Egyptian rulers (Pharaohs) and their families. Inscriptions on the walls give us information about Egyptian religion. Mark Linz, head of The American University in Cairo Press, said, "The ancient Egyptians were a great people, people like us, but they created this wonderful civilization." Mark, who publishes the works of many prominent, recognized scholars on ancient Egypt, added that "We should learn from them instead of attributing these marvels too [1].

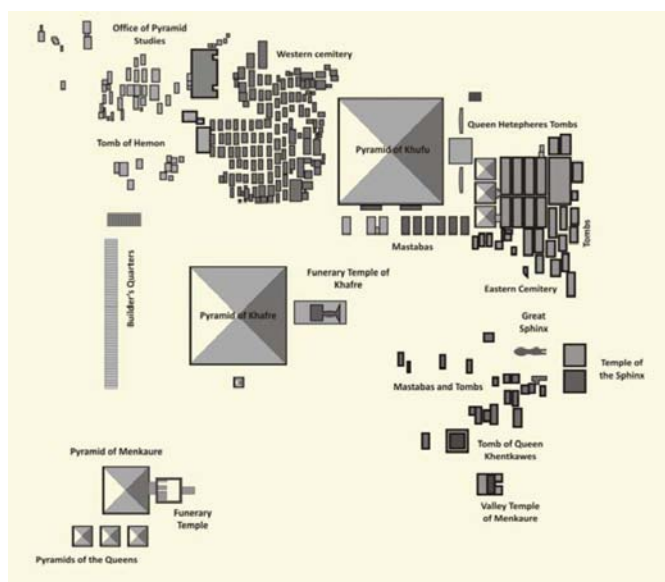


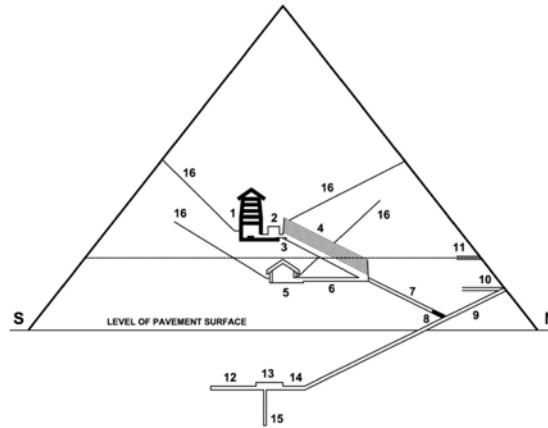
Figure 1. Giza Pyramid Complex [2]

2. HISTORY OF THE GREAT PYRAMID OF GIZA

The three large pyramids of Giza, and especially the Great Pyramid, all date from the Fourth Dynasty pharaohs known as Khufu, Khafre, and Menkaure which began c.-2620 [3]. The Great Pyramid is the oldest, tallest, and largest of the three pyramids in the Giza Necropolis. It is most important man made structure in the history [4]. The height of pyramid is 485 feet and the base was 763 feet on a side. The base dimension is over 13 acres [5]. It contains some 2-3 million granite blocks each weighing approximately two and a half tons for a total around six million tons.

2.1. Construction of the Graves

Entrance is about 50 feet (15m) above the base positioned on the north face. A short, narrow descending passage leads down from the entrance. A cramped ascending passage starts upward from the descending passage about 95 feet (29m) from the entrance. Rising passage is about 125 feet (38m) long. There are two other passages at the end. A narrow horizontal passage about 125 feet (38m) long leads to the Queen's Chamber. The other passage name is the Grand Gallery is 157 feet (48m) long. It leads to the King's Chamber. Directly a King's Chamber, but not connected to it, are several small, empty chambers (Figure 2, 3) [6].



1 King's Chamber, 2 Ante Chamber, 3 Great Step, 4 Grand Gallery, 5 Queen's Chamber, 6 Passage to Queen's Chamber, 7 Ascending Passage, 8 Granite Plug, 9 Entrance Passage, 10 19th Course of Masonry, 11 35th Course of Masonry, 12 Dead-End Passage, 13 Subterranean Chamber, 14 Passage to Subterr. Chamber, 15 Pit, 16 "Star Shafts"

Figure 2. The Great Pyramid Cross Section [7]

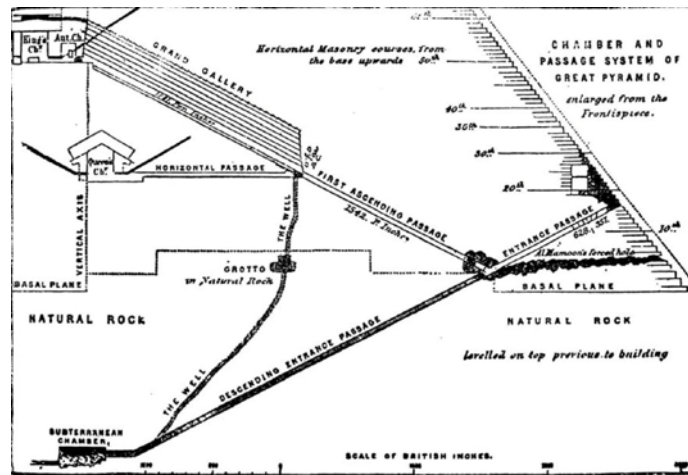


Figure 3. Chamber and passage system of Pyramid [8].

3. SECRET OF EGYPTIAN LAMP ON THE WALLS IN PYRAMID

3.1. Egyption's Lamp Contain



Figure 4. In the temple of Hathor at Dendera, several dozens of kilometers north of Luxor, there are reliefs interpreted by some "experts" as lamps [9.]

In Figure 6, the wall depicts human figures and bulb-like objects (lotus) with snakes in wavy lines. The Dendera Light bulb theory stems from these inscriptions. The interpretation of this theory based on the inscriptions in Temple of Hathor in Dendera uses the following terms: 1. Priest, 2. Ionised fumes, 3. Electric discharge (snake), 4. Lamp socket (Lotos), 5. Cable (Lotos stem), 6. Air god, 7. Isolator (Djed-Pillar), 8. Light bringer Thot with knives, 9. Symbol for "current", 10. Inverse polarity (Haarpolarit +), 11. Energy storage (electrostatic Generator?) (Figure 4).

Engineer W. Garn could create a device that was able to generate light based on this figure. In the book "Lights of the Pharaohs" written by Krassa/Habeck, we find the following sketch and description:

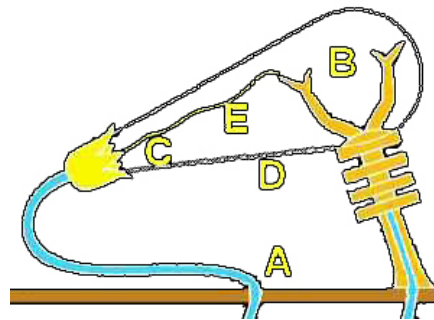


Figure 5. "If we evacuate a glass bulb with two metal parts reaching into it (B), (C), we can see a discharge at much lower levels, depending on the size of the glass balloon (D). At a pressure of about 40 t (tonnes) (40 mm of mercury) a snakelike light filament meanders from one metal part to the other (E). If we evacuate further, the light filament grows wider until it fills the whole glass balloon. This is exactly what we see in on the pictures in the subterranean chambers of the Hathor sanctuary." [9]

How so often in "fringe science" this lamp idea only "works" by omission of important details. You might have noticed that I emphasized the word "two" in Garn's comment. Why? Because "two" is the key word. Every "normal" lamp needs **two electrodes** to produce light, a simple light bulb or the Garn-construction.

Although this may sound logical, it does not work in practice because every lamp, regardless of type, needs two electrodes to generate light. Dendera light bulb depiction constitutes only one of the six depictions. There are depictions of similar objects around the temple, which do not include lotus or generator. The lamp that is claimed to be working is only shown once.



Figure 6. Left: With the air god Heh carrying the "lamp" are shown (one in the crypt, two in the cult room, Wright: two times this way with a djed pillar outside of the "lamp" [9].

3.2. Dendera - Snake Stella

Three stone reliefs depict a lotus leaf and flower and a snake is spawned from them. This snake is sometimes interpreted as bulb. Peter Krassa and Rainer Habeck could develop a real theory based on it. A snake is touching the arms on the other side and resembles a lamp. Oil lamps, candles and torches substantially emit soot and their traces should be seen on the walls or ceilings and we can see thick soot in Red Pyramid. Chambers and passages in pyramids were built in daylight. So, the existence of soot cannot be explained.



Figure 7. These objects could never had been lamps. Neither a Garn-type nor a "normal" light bulb. But it gets even worse, because there are pictures of similar objects in the chapels around the temple. Without Djed, lotus or generator: [9]

Krassa/Habeck seem to believe that the objects on the pictures are shown in their natural proportions with regard to the "priest" behind the lamp (although they are wondering, that some other people are shown smaller than the priest). If we use the priest as scale, the objects on the relief must be around 2.5 m long with the largest diameter of one meter, and the smallest diameter of 50 centimeter!

Regardless of the construction used, the bulb must have a near vacuum inside - can you imagine the air pressure resting on such a device?

3.3. Analysis of Egyptian's Lamp

Well, we don't need to guess, we can calculate it. With a length of 2,5 meters, the largest thickness of one meter and the smallest thickness of 50 centimeters we can calculate the volume roughly as a truncated cone of approximately 2 m length ($\text{Volume} = \text{Pi} * h / 3 * (r_1^2 + r_1 * r_2 + r_2^2)$) and a hemisphere of one meter diameter ($\text{Volume} 2/3 \text{ Pi } r^3$). The combined volume is around 1,12 cubic meters, the surface of the object amounts to approximately 6,3 square meters.

If the object is evacuated, a pressure of about 63 t (tonnes) would rest on a Dendera object. To withstand such an immense pressure, the object would have to be quite thick-walled, at least two to three centimeters thick. The weight of this bulb would be then approximately 750 kilograms. And this monster would be nevertheless a ticking time bomb: a small crack in the glass by uneven cooling with the manufacturing, and the Dendera lamp implodes with the force of a bomb. The fragmentation effect might be deadly in the periphery of several meters!

I for my case also know of no vacuum glass bulb of similar format from modern manufacturing, and this might have its reasons. We cannot do it - but the Egyptians could? Although they had no technical industry at all? No.

"Rubbish" one lamp-fan told me, who dropped the Garn idea in a millisecond to defend the general idea (the people in fringe science are very flexible in switching even basic assumptions to keep a "mystery" alive). I was told that the bulb could have been filled with a noble gas.

Without a real industrial technology it is impossible to get those gasses. There is no trace of a technology needed to extract them before the 20th century. Furthermore, the Dendera lamp would have to contain enough gas to fill at least 713000 halogen lamps with a lighting performance of together 14 million Watts (at one bar filling pressure). And twice may be guessed what lights up more brightly.

In both cases, the Dendera construction is characterized primarily by its uselessness. A simple bulb or a 500 W halogen lamp needs fewer resources, is simpler and safer against production defects as such a

monster. It has its reasons why we use today small bulbs and no Dendera giant, even 100 something years after Edison.

We should also mention glass bulbs. Glass is for us a daily-life article, but the situation in ancient times was different. That's why we come at last to a major problem of alternative history: the event horizon. Material expert Paul Nicholson writes in the current standard book about Egyptian materials and manufacturing techniques.

4. NIKOLA TESLA - THE SECREST HIDDEN IN THE PYRAMIDS OF EGYPT

4.1. Theory About Using the Electric by Ancient

Evolutionists endeavor in convincing us that former civilizations were primitive and they gradually became more advanced. But when we consider historical references and findings with an open mind, we can see that some civilizations such as Egypt, the Mayans etc. used highly advanced technologies. Medicine, electricity and physics etc. were greatly advanced. Gold objects from Ancient Egypt were finely gold plated and this requires the use of electricity. It is also claimed that they used electric power in their weaving plants. Reliefs depict torches. Although soot was found in some areas of pyramids, corridors and tombs did not have traces of soot. Electricity may be used in these areas. The Baghdad battery and the first arc lights were used then. The arc lamp proves that electricity was used. A regular electrical source is required to supply energy to Lighthouse of Alexandria for long durations. Pyramids are regarded by some as giant power plants for electricity. White limestone has high insulating properties and the Great Pyramid was covered with white limestone. This insulation requires electricity to be released with control. Another form of limestone was also used in pyramids. This form contained crystal and thus, could serve as an electrical conductor.

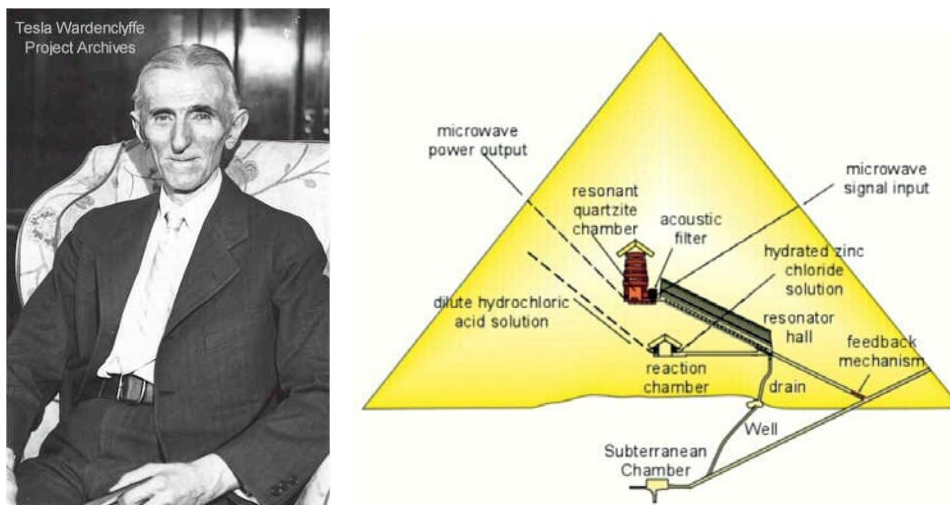


Figure 8 Left: Nikola Tesla - portrait circa 1935 [10], right: The Giza Power Plant[11]

4.2. Theory About Generating Power From the Pyramids and Compare it with Cables Shape

This type of limestone also comprised a small amount of metal that allowed for maximum power transmission. Granite is a radioactive substance and conductor that was used for shafts of pyramids. Conductive and insulating properties of pyramids are remarkable. An insulated electric cable uses these conductive materials in the same manner. Pyramids are located on the Giza Plateau and this area has plenty of underground water channels. Spaces between limestone layers contain water and these layers transmit electricity. When the River Nile's flow reaches a peak, the surfaces produce electric current. This electric current is conducted to granite covered chambers. A gold capstone located on the top of pyramid is an outstanding conductor. The electromagnetic field at the bottom is transmitted to the top. This capstone helped the transfer of negative ions to the ionosphere. So, a current was generated.

4.3. Nikola Tesla an Inventor of Electric Technology

Nikola Tesla, an inventor of electric technology and whose “Tesla coil” is still used in radio technology, used a similar technology in his Wardenclyffe Tower where he applied the pyramid effect. The electromagnetic technology used in Tesla’s tower is similar to the electromagnetic field in the pyramids. He wanted to create an artificial lightning in the tower. Generating native ions, both systems transmit them without electric cables.

Reliefs in pyramids depict hand-held bulb-type lamps. These bulbs remind us Nicola Tesla’s descriptions. Tesla held a bulb in his hand and managed to light it without electrical cables by transmitting current through his body.

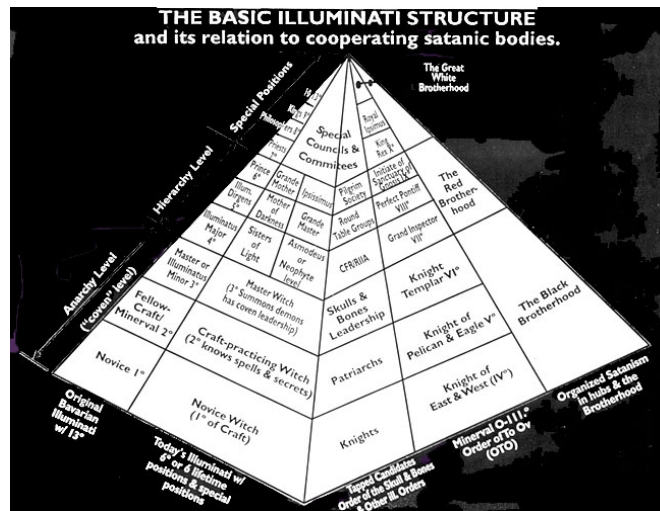


Figure 9. The basic illuminati structure and its relation to cooperating satanic bodies [12]

4.4. Were the Pyramids Just Tombs for Kings?

Although pyramids are often considered merely as tombs, they appear to be functional buildings. The pyramids are electro-magnetic machines and huge capacitors. A stone chest (Ark of the Covenant; the word 'ark' means chest) is available in King’s Chamber in the Great Pyramid. Ark of the Covenant is considered to be the superconductor required by the pyramid when its dimensions and location are examined.

5. THE RESULT:HOW TESLA BENEFITED FROM THIS DISCOVERY IN HIS INVENTIONS

Nikola Tesla built Wardenclyffe Tower, a wireless transmission station. He wanted his tower to be high in order to increase the voltage at the top. He designed it octagonal as this shape has specific wave characteristics. Tower was able to pick a DC current. He used the Earth to conduct the currents.



Figure 10. Left: The Tesla Tower, right: Giza Pyramid [13]

“The lines of force of the electric charge added to the fields from the sun act on the walls of a pyramid. The magnetic equipotentials show a high magnetic density in the summit. The voltage of the electric field increases of 100 V per meter. The terrestrial negative field reaches its maximum value at the summit of the pyramid; at the top of the pyramid of Giza, the voltage is 14,600 V. This pyramid is itself a capacitor, it accumulates an electrical charge. If an excess load is added, a discharge occurs at the top, and, as we know currently, that top was adorned with a solid gold capstone, an excellent conductor.” (Source)




Figure 11. Left: Tesla's behemoth tower, photo by Lillian McChesney, circa 1916 [14], middle, right: The Eiffel Tower [13].

Eiffel Tower has a pyramid effect as well. It can pick DC current at the top. With its lightning rod, it can generate some electricity and transmit it to the earth.

6. CONCLUSION

Pyramids with their sophisticated construction and design are proof of advanced knowledge of mathematics, astronomy, physics etc. Given the location of the Great Pyramid, it can be easily suggested that Egyptians had a good knowledge of the shape and size of the Earth. The Great Pyramid of Giza is a clear source of their profound knowledge. Queen's Chamber and its passage reflect the Earth's orbit of the Sun. Escape Velocity from the Earth is reflected in the measure of Niche within the chamber. The orbital circumference of the Earth about the Sun is applied to the elevation of passage into the Queen's Chamber. Measures of the Entrance Passage match with neutral points of gravity between the Earth and the Sun. Measurements of the Entrance Passage are based on the distance to the Moon and the Lagrange point between the Earth and the Moon. Future studies and researches will contribute to solve the mysteries of pyramids.

REFERENCES

- [1] Hawass, Z. The Magic and Mystery of the Pyramids And the Route of the Holy Family At Egypt's Celebration of the Millennium, <http://guardians.net/hawass/millennium1.htm> (accessed September 2015)
- [2] Vaz, E.; Caetano, M.; Nijkamp, P., 2011. "A Multi-level spatial urban pressure analysis of the Giza Pyramid Plateau in Egypt", Journal of Heritage Tourism, 6(2), pp. 99-108.
- [3] Fischler, R. H., 2000. The Shape of the Great Pyramid, Wilfrid Laurier University Press
- [4] Huntley, N.I., 2000. The Original Great Pyramid and Future Science, Author House Publishing
- [5] Sweeney, E. J., 2007. The Pyramid Age, Vol. 2, Ages in Alignment Series, Algora Publishing
- [6] Levy, J., 2006. The Great Pyramid of Giza: Measuring Length, Area, Volume, and Angles (Math for the Real World), Rosen Publishing Group.

[7] **Schmitz, E., 2012.** The Great Pyramid of Giza: Decoding the Measure of a Monument, Roland Publishing.

[8] **Russell, C.T., 2000.** The Divine Plan of the Ages, Publisher Bible Students Congregation of New Brunswick

[9] **Krassa, P. & Habeck, R.** Lights of the Pharaohs.

[10] <http://www.teslascience.org/archive/descriptions/NT1935.htm> (accessed September 2015)

[11] The Giza Power Plant, <http://www.gizapyramid.com/bio-dunn.htm> (accessed September 2015)

[12] **Penre, W., 1998.** The Secret Order of the Illuminati, (A Brief History of the Shadow Government), <http://www.illuminati-news.com/moriah.htm> (accessed September 2015)

[13] **Séguin, X., 2014.** The Tesla Tower

<http://eden-saga.com/en/science-energy-vril-tesla-inventions-wardenclyffe-tower-gizeh-eiffel-form-effect-pyramid-effect.html>, (accessed September 2015)

[14] Photo by Lillian McChesney, circa 1916.
<http://www.teslascience.org/archive/descriptions/WP010.htm> (accessed September 2015)

MOHAMED OSMAN, Arch.

Graduated from Aleppo University at 2001. M.Arch at Istanbul Aydin University Institute of Natural and Applied Sciences (2013-).