



# INTERNATIONAL JOURNAL OF SPORT, EXERCISE & TRAINING SCIENCES

ISSN: 2149-8229

**VOLUME 7, ISSUE 3, SEPTEMBER 2021**

**CİLT 7 SAYI 3, EYLÜL 2021**



# INTERNATIONAL JOURNAL OF SPORT, EXERCISE & TRAINING SCIENCES



This journal has been indexed by **DOAJ** (Directory of Open Access Journal), **Tubitak Ulakbim**, **Google Scholar**, **Eurasian Scientific Journal Index**, **Index Copernicus (ICV 2016, 69.46)**, **Turkish Citation Index**, **ASOS Index**, **Turkish Education Index**, **Academic Resource Index**, **Scientific World Indexing**, **SOBIAD**, **Cosmos Impact Factor**, **Academic Keys**, **Erih Plus**, **CrosReff**, **Root Indexing**, **Science Library Index**, **InfoBase Index (IBI Factor 2017, 2.8)**, **U.S. National Library of Medicine - National Institutes of Health**, **Electronic Journals Library**, **WorldCat**, **MIAR**, **Arastirmax Scientific Publication Index**, **Akademik Dizin (Akademik Türk Dergileri İndeksi)**, **CABI Abstracts**, **IdealOnline**, **Turk Medline**, **ROAD (Directory of Open Access Scholarly Resources)**, **BASE (Bielefeld Academic Search Engine)**, **International Innovative Journal Impact Factor (IIJIF)**, and **Genamics JournalSeek**.

Bu dergi **DOAJ** (Directory of Open Access Journal), **Tubitak Ulakbim**, **Google Scholar**, **Eurasian Scientific Journal Index**, **Index Copernicus (ICV 2016, 69.46)**, **Turkish Citation Index**, **ASOS Index**, **Turkish Education Index**, **Academic Resource Index**, **Scientific World Indexing**, **SOBIAD**, **Cosmos Impact Factor**, **Academic Keys**, **Erih Plus**, **CrosReff**, **Root Indexing**, **Science Library Index**, **InfoBase Index (IBI Factor 2017, 2.8)**, **U.S. National Library of Medicine - National Institutes of Health**, **Electronic Journals Library**, **WorldCat**, **MIAR**, **Arastirmax Scientific Publication Index**, **Akademik Dizin (Akademik Türk Dergileri İndeksi)**, **CABI Abstracts**, **IdealOnline**, **Turk Medline**, **ROAD (Directory of Open Access Scholarly Resources)**, **BASE (Bielefeld Academic Search Engine)**, **International Innovative Journal Impact Factor (IIJIF)**, and **Genamics JournalSeek** tarafından indekslenmektedir.



IJSETS  
112EL2

<http://dergipark.gov.tr/useeabd>

ISSN: 2149-8229



# INTERNATIONAL JOURNAL OF SPORT, EXERCISE & TRAINING SCIENCES



VOLUME 7, ISSUE 3, SEPTEMBER 2021

CİLT 7, SAYI 3, Eylül 2021

**Owner / Sahibi**  
On the behalf of the International Journal of Sport, Exercise & Training Sciences / Uluslararası Spor, Egzersiz & Antrenman Bilimi Dergisi adına  
İbrahim ERDEMİR

**Editors in Chief / Baş Editörler**

PhD. R. Gül Tiryaki SÖNMEZ  
PhD. İbrahim ERDEMİR

**Editors / Editörler**

PhD. Ahmet Şadan ÖKMEN  
PhD. Brad SCHOENFELD  
PhD. Bülent GÜRBÜZ  
PhD. Cem KURT  
PhD. Cevdet CENGİZ  
PhD. İlhan ADILOĞULLARI  
PhD. Mustafa Levent İNCE  
PhD. Özcan SAYGIN  
PhD. Ratko PAVLOVIĆ  
PhD. Zafer ÇİMEN

**Publishing Coordinator / Yayın Koordinatörü**

Recep Fatih KAYHAN  
Ramazan ÖZAVCI

**Editing / Yazım Kontrol**

Arzu SÜSLER  
Sercan YILMAZ

**Official Languages / Yayın Dili**

English – Turkish

International Journal of Sport, Exercise & Training Sciences / Uluslararası Spor, Egzersiz & Antrenman Bilimi Dergisi  
Published Electronically 4 times a year / Yılda 4 kez elektronik olarak yayınlanır.

Copyright © 2015 - İbrahim ERDEMİR

**IJSETS**  
112EL2

<http://dergipark.gov.tr/useeabd>

ISSN: 2149-8229



# INTERNATIONAL JOURNAL OF SPORT, EXERCISE & TRAINING SCIENCES



## EDITORIAL BOARD / YAYIN KURULU (2021) (ALPHABETICAL ORDER / ALFABETİK SIRA)

Abdurrahman AKTOP	<i>Akdeniz Univ. Turkey</i>	Kıvanç SEMİZ	<i>Giresun Univ., Turkey</i>
Abdussalam KANIYAN	<i>Univ. of Calicut, Kerala, Indian</i>	Kubiya ÖCAL	<i>Muğla Sıtkı Koçman Univ., Turkey</i>
Adela BADAU	<i>Univ. of Med. &amp; Pharm. of Tirgu Murees, Romania</i>	Kürşat KARACABEY	<i>Aydın Adnan Menderes Univ. Turkey</i>
Adil Deniz DURU	<i>Marmara Univ., Turkey</i>	Levent ATALI	<i>Kocaeli Univ., Turkey</i>
A. Haktan SİVRİKAYA	<i>Balıkesir Univ., Turkey</i>	Manolya AKIN	<i>Mersin Univ., Turkey</i>
Ahmet YAPAR	<i>Çanakkale Onsekiz Mart Univ., Turkey</i>	Marko VIDNJEVIĆ	<i>Univ. of Primorska, Koper, Slovenya</i>
Aksel Çelik	<i>Dokuz Eylül Univ., Turkey</i>	Mehmet Akif ZİYAGİL	<i>Mersin Univ., Turkey</i>
Ali KIZILET	<i>Marmara Univ., Turkey</i>	Mehmet DEMİREL	<i>Kütahya Dumlupınar Univ., Turkey</i>
Ali TEKİN	<i>Bitlis Eren Univ., Turkey</i>	M. Fatih KARAHÜSEYİNOĞLU	<i>Fırat Univ., Turkey</i>
Alpay GÜVENÇ	<i>Akdeniz Univ., Turkey</i>	Mehmet YANIK	<i>Balıkesir Univ., Turkey</i>
Amin AZIMKHANI	<i>Univ. of International Imam Reza, Iran</i>	Mehmet Zeki ÖZKOL	<i>Ege Univ., Turkey</i>
Antonio DAMASIO	<i>Polytechnic Institute of Coimbra, Portugal</i>	Melike ESENTAŞ	<i>Batman Univ., Turkey</i>
Ayşegül YAPICI	<i>Pamukkale Univ., Turkey</i>	Metin ARGAN	<i>Anadolu Univ., Turkey</i>
Barış GÜROL	<i>Anadolu Univ., Turkey</i>	Müberra ÇELEBİ	<i>Abant İzzet Baysal Univ., Turkey</i>
Birgül ARSLANOĞLU	<i>Istanbul Technical Univ., Turkey</i>	Murat KANGALGİL	<i>Cumhuriyet Univ., Turkey</i>
Cem Sinan ASLAN	<i>Mehmet Akif Ersoy Univ., Turkey</i>	Murat TEKİN	<i>Karamanoğlu Mehmet Bey Univ., Turkey</i>
Deniz İnal İNCE	<i>Hacettepe Univ., Turkey</i>	Mümine SOYTÜRK	<i>Celal Bayar Univ., Turkey</i>
Eda AĞAŞCIOĞLU	<i>Çankaya Univ., Turkey</i>	Nuran Kandaz GELEN	<i>Sakarya Univ., Turkey</i>
Ekim PEKÜNLÜ	<i>Ege Univ., Turkey</i>	Oğuz ÖZBEK	<i>Ankara Univ., Turkey</i>
Ender ŞENEL	<i>Muğla Sıtkı Koçman Univ., Turkey</i>	Oya ERKUT	<i>Marmara Univ., Turkey</i>
Erdoğan ŞIKTAR	<i>Atatürk Univ., Turkey</i>	Ozan ATALAG	<i>University of Hawai'i, Hilo – USA</i>
Erhan DEVRİLMEZ	<i>Karamanoğlu Mehmet Bey Univ., Turkey</i>	Önder DAĞLIOĞLU	<i>Gaziantep Univ., Turkey</i>
Erman ÖNCÜ	<i>Karadeniz Technical Univ., Turkey</i>	Önder ŞEMŞEK	<i>Abant İzzet Baysal Univ., Turkey</i>
Ertan TÜFEKÇIOĞLU	<i>King Fahd Univ. of Pet. and Miner, Saudi Arabia</i>	Özden Tepeköylü ÖZTÜRK	<i>Pamukkale Univ., Turkey</i>
Esen Kızıldağ KALE	<i>Nişantaşı Univ., Turkey</i>	Özhan BAVLI	<i>Çanakkale Onsekiz Mart Univ., Turkey</i>
Evren Tercan KASS	<i>Akdeniz Univ., Turkey</i>	Pawel TOMASZEWSKI	<i>Józef Pilsudski Univ. of Phys. Educ., Poland</i>
Faik VURAL	<i>Ege Univ., Turkey</i>	Recep GÖRGÜLÜ	<i>Uludağ Univ., Turkey</i>
Faruk TURGAY	<i>Ege Univ., Turkey</i>	Rıdvan ÇOLAK	<i>Ardahan Univ., Turkey</i>
Fatma ÇEPIKKURT	<i>Mersin Univ., Turkey</i>	Robert C. SCHNEIDER	<i>The Coll. at Brockport, State Univ. of NY, US</i>
Fatma Saçlı UZUNÖZ	<i>Hacı Bektaş Veli Univ., Turkey</i>	Romuald STUPNICKI	<i>Józef Pilsudski Univ. of Phys. Educ., Poland</i>
Ferman KONUKMAN	<i>Qatar Univ., Doha, Qatar</i>	Rüchan İRİ	<i>Ömer Halis Demir Univ., Turkey</i>
Funda KOÇAK	<i>Ankara Univ., Turkey</i>	Sadettin KİRAZCI	<i>Middle East Technical Univ., Turkey</i>
Francisco CAMPOS	<i>Polytechnic Institute of Coimbra, Portugal</i>	Sema Alay ÖZGÜL	<i>Marmara Univ., Turkey</i>
Gabriel L. TALAGHIR	<i>"Dunărea de Jos" University of Galați, România</i>	Serap MÜNGANAY	<i>Marmara Univ., Turkey</i>
Gönül İREZ	<i>Muğla Sıtkı Koçman Univ., Turkey</i>	Serkan HACICAFEROĞLU	<i>Recep Tayyip Erdogan Univ., Turkey</i>
Gül BALTACI	<i>Hacettepe Univ., Turkey</i>	Settar KOÇAK	<i>Middle East Technical Univ., Turkey</i>
Gülten ÖKMEN	<i>Muğla Sıtkı Koçman Univ., Turkey</i>	Sırrı Cem DİNÇ	<i>Celal Bayar Univ., Turkey</i>
Hakan SUNAY	<i>Ankara Univ., Turkey</i>	Stevo POPOVIC	<i>University of Montenegro, Montenegro</i>
Halil SAROL	<i>Kırıkkale Univ., Turkey</i>	Şahin ÖZEN	<i>Marmara Univ., Turkey</i>
Hamdi Alper GÜNGÖRMÜŞ	<i>Celal Bayar Univ., Turkey</i>	Şerife VATANSEVER	<i>Uludağ Univ., Turkey</i>
Hatice ÇAMLIYER	<i>Celal Bayar Univ., Turkey</i>	Tameka BATTLE	<i>Laguardia Community Coll., NY, US</i>
Hayriye Çakır ATABEK	<i>Anadolu Univ., Turkey</i>	Tennur Yerlisu LAPA	<i>Akdeniz Univ., Turkey</i>
Hüseyin GÜMÜŞ	<i>Mersin Univ., Turkey</i>	Tolga AKŞİT	<i>Ege Univ., Turkey</i>
Hüseyin ÜNLÜ	<i>Aksaray Univ., Turkey</i>	Turgay BİÇER	<i>Marmara Univ., Turkey</i>
İbrahim CİCİOĞLU	<i>Gazi Univ., Turkey</i>	Ümid KARLI	<i>Abant İzzet Baysal Univ., Turkey</i>
Jan GAJEWSKI	<i>Józef Pilsudski Univ. of Phys. Educ., Poland</i>	Volga Bayrakçı TUNAY	<i>Hacettepe Univ., Turkey</i>
Kadir YILDIZ	<i>Celal Bayar Univ., Turkey</i>	Yüksel SAVUCU	<i>Fırat Univ., Turkey</i>
Kemal GÖRAL	<i>Muğla Sıtkı Koçman Univ., Turkey</i>	Zekai PEHLİVAN	<i>Mersin Univ., Turkey</i>
Kerem Yıldırım ŞİMŞEK	<i>Anadolu Univ., Turkey</i>		



# INTERNATIONAL JOURNAL OF SPORT, EXERCISE & TRAINING SCIENCES



**CONTENTS** **İÇİNDEKİLER**  
**VOLUME 7, ISSUE 3, September 2021** **CİLT 7, SAYI 3, Eylül 2021**

**PAGE / SAYFA**

## MOVEMENT & TRAINING SCIENCES

### **Analysis of shots passing and game transitions in the UEFA 2016 European Football Championship**

*UEFA 2016 Avrupa Futbol Şampiyonasındaki Şutların Pasların ve Oyun Geçişlerinin Analizi*

Murat YILDIZ, Onur DEMİRARAR, Aykut CANÜZMEZ & Bahtiyar ÖZCALDIRAN ..... 92–99

### **The effect of score components on total score in the Group All-Around Ranking of 1st Rhythmic Gymnastics Junior World Championships**

*Ritmik Cimnastik Gençler Dünya Şampiyonası Grup All-Around Sıralamasında puan bileşenlerinin toplam puana etkisi*

Emine KUTLAY, Pınar TATLIBAL & Onur ORAL ..... 114–119

## SPORTS MANAGEMENT

### **Towards the artificial intelligence management in sports**

*Sporda Yapay Zekâ Yönetimine Doğru*

Berkan ATASOY, Mehmet EFE & Varol TURAL ..... 100–113

**IJSETS**  
**112E12**

<http://dergipark.gov.tr/useeabd>

ISSN: 2149-8229



## UEFA 2016 Avrupa Futbol Şampiyonasındaki Şutların Pasların ve Oyun Geçişlerinin Analizi

Murat YILDIZ<sup>1</sup>, Onur DEMİRARAR<sup>2</sup>, Aykut Eren CANÜZMEZ<sup>3</sup>, Bahtiyar ÖZÇALDIRAN<sup>4</sup>

### Özet

**Amaç:** Bu çalışmanın amacı, UEFA 2016 Avrupa Futbol Şampiyonası'ndaki maçların teknik ve taktik analizini yapıp takımların başarı durumu üzerine etkilerini araştırmaktır.

**Materyal ve Metot:** Çalışmamızın örneklemini; şampiyonadaki 51 maçtan oluşmaktadır. Maç sonuçları başarılı (n=56) ve başarısız (n=46) olarak ayrılmıştır. Teknik parametre verileri için OPTA Sportsdata ve Euro 2016 sitesinden, taktik parametre verileri için ise LongoMatch v.0.20.8 video analiz programından yararlanıldı. Verilerin analizinde, IBM SPSS v.21.0 kullanıldı ve nonparametrik Ki-kare ( $X^2$ ) bağımsızlık testinden yararlanıldı.

**Bulgular:** Ceza sahası içinden atılan isabetli şutlar, üçüncü bölgedeki isabetli uzun paslar, ikinci bölgede kayıp sonrası üçüncü bölgede 0-5 sn. içinde kazanılan toplar, birinci bölgede 5-10 sn. içinde geri kazanılan toplar, birinci bölgede kazanılan topla 0-10 sn. içerisinde karşı yarı alana geçişler, rakip yarı alan ikinci bölgede kazanılan topla 0-5 sn. ve 5-10 sn.'de isabetli şutla sonuçlanan ataklar ile başarılı maç sonuçları arasında istatistiksel olarak anlamlı ilişki bulunmuştur ( $p<0.05$ ). Üçüncü bölgedeki tüm isabetsiz paslar, birinci bölgedeki isabetli uzun paslar, ikinci bölgeden üçüncü bölgeye isabetsiz uzun paslar, isabetsiz kısa paslar ve rakip yarı alanda oyunun yönünü soldan sağa değiştiren isabetsiz paslar ile başarısız maç sonuçları arasında istatistiksel olarak anlamlı ilişki bulunmuştur ( $p<0.05$ ).

**Sonuç:** Sonuç olarak; defansif ve ofansif geçişlerde 0-5 ve 5-10 sn. de reaksiyon gösteren, üçüncü bölgede isabetli uzun pas yapan, atakları ceza sahası içerisinde isabetli şutla sonuçlandıran takımlar başarılı sonuçlar alabilmektedirler.

### Anahtar Kelimeler

Teknik Analiz,  
Taktik Analiz,  
Maç Analizi,  
Defansif Geçişler,  
Ofansif Geçişler,  
Oyun Tarzları.

### Yayın Bilgisi

Gönderi Tarihi: 04.05.2021  
Kabul Tarihi: 30.08.2021  
Online Yayın Tarihi: 15.09.2021

DOI: 10.18826/useeabd.930133

## Analysis of Shots Passing and Transitions in the UEFA 2016 European Football Championship

### Abstract

**Aim:** The aim of this study is to analyze the technical and tactical analysis of the matches in the UEFA 2016 European Football Championship and to investigate the effects of the teams on their success status.

**Methods:** The sample of our study consists of 51 matches played in the championship. The match results were divided into two as successful (n=56) and unsuccessful (n=46). OPTA Sportsdata and Euro 2016 website were used for technical parameter data, and LongoMatch v.0.20.8 video analysis program was used for tactical parameter data. For statistical analysis of the data, nonparametric Chi-square ( $X^2$ ) independence test was used with IBM SPSS v.21.0.

**Results:** A statistically significant correlation has been found between the successful results of the teams and shots on target from inside the penalty area, successful long passes in the third zone, balls recovered within 0-5 sec. in the third zone after loss in the second zone, balls recovered within 5-10 sec. in the first zone, transitions to the opposite half field within 0-10 seconds with the ball won in the first zone, attacks resulting in shots on target within 0-5 and 5-10 sec. after the ball is won in the second zone of the opponent's half field ( $p<0.05$ ). A statistically significant correlation has been found between the unsuccessful results of the teams and all unsuccessful passes in the third zone, successful long passes in the first zone, unsuccessful long passes from the second zone to the third zone, unsuccessful short passes, unsuccessful passes that change the direction of the game from left to right on the opponent's half field ( $p<0.05$ ).

**Conclusion:** As a result, teams that react in 0-5 and 5-10 sec. during defensive and offensive transitions, make successful long passes in the third zone, and finish the attacks with shots on target in the penalty area can achieve successful results.

### Keywords

Technical analysis,  
Tactical Analysis,  
Match Analysis,  
Defensive Transitions,  
Offensive Transitions,  
Game Styles.

### Article Info

Received: 04.05.2021  
Accepted: 30.08.2021  
Online Published: 15.09.2021

DOI: 10.18826/useeabd.930133

The role and contributions of each authors as in the section of IJSETS Writing Rules "Criteria for Authorship" is reported that: 1. Author: Contributions to the conception or design of the paper, data collection, statistical analysis, interpretation of the data, writing of the paper; 2. Author: Design of the paper, writing of the paper, statistical analysis; 3. Author: Contributions to the conception of the paper, final approval of the version to be published paper; 4. Author: Preparation of the paper according to rules of the journal and final approval of the version to be published paper.

<sup>1</sup>Corresponding Author: Department of Sports and Health Sciences, Ege University, Izmir/Turkey, [yldzmr90@gmail.com](mailto:yldzmr90@gmail.com) ORCID ID: 0000-0002-1684-1889

<sup>2</sup>Department of Sports and Health Sciences, Ege University, Izmir/Turkey, [onurdemirarar@gmail.com](mailto:onurdemirarar@gmail.com) ORCID ID: 0000-0002-2421-0067

<sup>3</sup>Department of Coaching Education, Ege University, Izmir/Turkey, [aykut.eren.canuzmez@ege.edu.tr](mailto:aykut.eren.canuzmez@ege.edu.tr) ORCID ID: 0000-0002-2908-2850

<sup>4</sup>Department of Movement and Training Sciences, Ege University, Izmir/Turkey, [bahtiyarozcaldiran@gmail.com](mailto:bahtiyarozcaldiran@gmail.com) ORCID ID: 0000-0002-9724-6730

## GİRİŞ

Futbolda performans farklı teknik, taktik, fiziksel, zihinsel (Carling vd., 2005) ve fizyolojik faktörlerin etkileşimine bağlıdır (Coutts, 2014; Bangsbo vd., 2006; Bradley vd., 2009; Mohr vd., 2003). Bilgisayar destekli sistemlerin kullanımıyla; maç öncesi, maç esnası ve maç sonrasında sporcuların teknik, taktik, fiziksel ve davranışsal performansları hakkında verileri toplamak mümkündür (Carling vd., 2005; Baca, 2014). Yapılan araştırmalarda, antrenörler tarafından maç esnasında gözlemlenen eylemlerin sadece %42 veya %59'nun hatırlandığı ve bu oranların oyuncuların performanslarına yönelik verilen geribildirim sınırlı olmasına neden olduğu görülmüştür (Franks & Miller, 1986; Laird & Waters, 2008). Sporcuların performanslarının gelişimi için geri bildirimde bulunmak antrenörlük sürecinin önemli bir parçasıdır (Maslovat & Franks, 2008). Bu bağlamda, teknik ekibe dahil olan maç analistleri elde ettikleri objektif verileri, sporcular ve antrenörler ile paylaşarak takım başarısına katkıda bulunurlar.

Modern futbolda oyun geçişleri önemli bir yer tutmaktadır ve takımlarının benimsedikleri oyun stillerini sahaya yansıtarak, topla veya topsuz şekilde savunmadan hücum, hücumdan savunmaya belli bir süre içerisinde hareket etmeleri anlamını taşımaktadır. Bu yaklaşımı kullanan futbol takımları topu geri kazanmaya odaklanır ve topu kazandıklarında ise oyun planlarına uygun olarak hedefe doğru hareket ederler (Bangsbo & Peitersen, 2016).

Futbolun bu kompleks yapısını anlayabilmek yapılan birkaç önemli çalışmada genel olarak incelenen teknik, taktik ve fiziksel performans parametreleri; paslar, ortalar, şutlar, top kayıpları, top kapmalar, top kazanımları, topa temas sayıları, duran toplar, topa sahip olma, topa sahip olma süreleri, goller, defansif reaksiyon süreleri, geçişler, kontra atak sayıları, kontra atak süreleri, düşük yoğunluklu koşular, yüksek yoğunluklu koşular, sprint mesafeleri, koşu hızları ve kat edilen mesafeler şeklindedir (Tenga vd., 2010a; Scoulding vd., 2004; Hughes & Churchill, 2005; Barreira vd., 2014; De Baranda & Lopez-Riquelme, 2012; Jones vd., 2004; Vogelbein vd., 2014; Barnes vd., 2014; Hughes & Franks, 2005). Maç performansı analizlerinde kriter olarak gol parametresinin üzerinde çok durulmuştur (Carling vd., 2005; Hughes & Franks, 2005; Tenga vd., 2010b). Fakat sadece gollerin analiziyle futboldaki başarıyı açıklamak yeterli olmayacaktır.

Bir takımın başarı elde etmesi için koşu mesafeleri vb. diğer fiziksel performans göstergeleri önemli veri kaynağı olabilir. Ancak, takım olarak defansif ve ofansif anlamda doğru pozisyon alınmıyorsa ya da bölgeler arası oyun geçişleri zamanında gerçekleşmiyorsa, elde edilen sonuç sadece fiziksel performans göstergeleri ile ilişkilendirilmemelidir. Dolayısıyla futbolda başarı veya golün oluşumuna etki eden faktörler teknik, taktik ve fiziksel açıdan her yönüyle analiz edilmelidir. Bu sebeplerden dolayı araştırmamızın amacı, UEFA 2016 Avrupa Futbol Şampiyonasındaki oyun geçişlerinin, pasların ve şutların, takımların başarı durumları üzerine etkilerinin incelenmesidir. Araştırmamızın bulgu ve sonuçlarının kritik önemi, teknik ve taktik yönden defansif ve ofansif oyun geçişlerinin önemini ortaya koyarken futbolun dinamik yapısına ışık tutacaktır.

## MATERYAL ve YÖNTEM

### Katılımcılar

Araştırmanın katılımcıları UEFA Avrupa 2016 şampiyonasında yer alan 24 profesyonel milli takımın, şampiyonada oynadığı 51 maçtan oluşmaktadır. Turnavadaki maçlar, takımların başarılı (n=56) ve başarısız (n=46) maç sonuçları olmak üzere ikiye ayrılmıştır. Başarılı maç sonuçları; takımların galibiyet, beraberlik ve üst tura çıkmaları ile, başarısız maç sonuçlarıysa; takımların mağlubiyetleri, beraberlikleri ve üst tura çıkamamaları ile nitelendirildi.

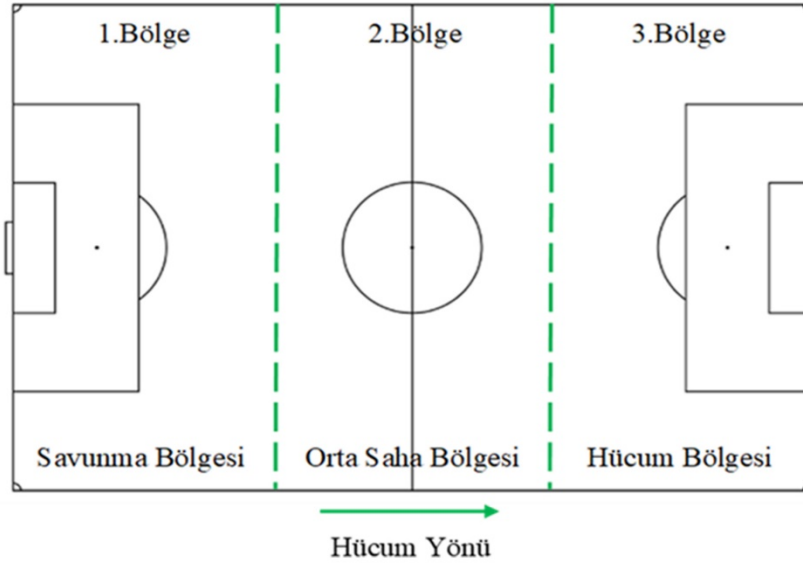
**Etik Kurul Onayı:** Çalışmamıza Ege Üniversitesi Rektörlüğü, Sağlık Bilimleri Bilimsel Araştırma ve Yayın Etiği Kurulu'nun 19.01.2018 tarihli toplantısı sonucu, 401-2017 protokol no'lu belgesiyle araştırma için gerekli izin ve onay alınmıştır.

**Araştırma Tasarımı:** Araştırma tasarımında, sistematik gözlemlere dayalı olan teknik ve taktik parametrelerin incelenmesi için tanımlayıcı araştırma tipi kullanıldı. Randomizasyon metodu olarak tabakalı (stratified) randomizasyon kullanıldı.

**Araştırmada Kullanılan Gereçler:** Teknik parametrelerin verilerinin toplanması ve değerlendirilmesi için gerçek zamanlı veri akışı sağlayan OPTA Sportsdata firması ile UEFA Euro 2016 web sitesinden yararlanıldı. Ulusal yayıncı kuruluş tarafından yayınlanan maç görüntüleri, BandiCam 4.0.2.1352 versiyon video kayıt programıyla maçlar yayınlandığı esnada bilgisayar ortamında kaydedildi. Taktik

parametre verilerinin toplanması ve değerlendirilmesinde ise bilgisayar destekli LongoMatch 0.20.8 sürümü açık kaynak video maç analiz programı kullanıldı.

**Video Analiz Yöntemi:** Araştırmada gözlemsel ve bilgisayar yardımlı notasyon analizi yöntemi kullanıldı. Maçların analizleri LongoMatch programı kullanılarak maç sonrasında yapıldı. Şampiyonada gruplardaki 24 takım ile son 16'ya ve finallere kalan takımların maçları teknik ve taktik açıdan analiz edilmiştir. Grup aşamasında toplam 36, eleme aşamasında (son 16, çeyrek final, yarı final ve final) toplam 15 maç oynandı ve analiz edildi. Maçların analizinde, futbol sahaları figür-1'de görüldüğü gibi üç eşit bölgeye ayrılarak veriler toplandı. Veriler 15'şer dakikalık dilimlere ayrılarak toplandı ve duraklama dakikaları da dahil olmak üzere 90 dakikalık kısım analiz edildi. Toplanan ham veriler Microsoft Office Excell Pro Plus 2016 programında işlendi.



**Figür-1:** Futbol Sahasının Bölümleri

### İstatiksel Analiz

Taktik parametrelerin güvenilirliğinde, iki gözlem arasındaki uyumun güvenilirliğini değerlendirmek için Altman'ın (1991) oluşturduğu; mükemmel uyum 0.81-1.00, iyi derecede uyum 0.61-0.80, orta derecede uyum 0.41-0.60, az uyum 0.21-0.40, zayıf uyum  $< 0.20$  kappa değerlerinden ( $\kappa$ ) yararlanılmıştır. Araştırmamızda taktik parametrelerin güvenilirlik test sonucu 0,66 ile 1,00  $\kappa$  arasında bulunmuştur (Tablo-1). Teknik parametrelerle ilgili, OPTA Sportsdata şirketinin futbol maç istatistiklerinin güvenilirlik testi yapılmış ve bu izleme sistemi ile toplanan verilerin güvenilirlik test sonuçları mükemmel uyum 0.92-0.94  $\kappa$  seviyesinde çıkmıştır (Liu vd., 2013). Grup aşamasında ve eleme aşamasında, takımların başarıyla ve başarısızlıkla sonuçlanan maçlarını kıyaslamak ve performans göstergeleri ile başarı durumu arasında ilişki olup olmadığını ortaya çıkarmak için Shapiro-Wilk normallik testi yapıldı ve verilerin normal dağılmadığı bulundu ( $p > 0.05$ ). Bu nedenle non-parametrik testlerden Ki-kare ( $X^2$ ) bağımsızlık testi kullanıldı. Verilerin istatistiksel analizi için IBM SPSS 21.0 versiyon istatistik paket programı kullanılmıştır. İstatistiksel anlamlılık düzeyi  $p < 0.05$  olarak kabul edilmiştir.

**Tablo 1.** Taktik Verilerin Gözlemci-İçi Güvenilirlik Testi Kappa Test Sonuçları

Taktik Parametreler	$\kappa$
Top Kaybından Sonra Yapılan Pres ile Topun Geri Kazanılma Sayısı ve Süresi	0.70
Kendi Yarı Alanında Top Kazanma ve Karşı Alana Geçme Sayısı ve Süresi	0.66
Karşı Yarı Alanda Top Kazanma ve Atağı Sonuçlandırma Sayısı ve Süresi	1.00

### BULGULAR

#### Şutların ve Pasların Analizi

Turnuvada yer alan takımların farklı bölgelerden ilk yarı, ikinci yarı ve uzatmalarda kullandıkları şut isabetine ilişkin verilere göre, sadece ceza sahası içinden atılan isabetli şutlar ile takımların başarılı maç sonuçları arasında, istatistiksel olarak anlamlı bir ilişki olduğu ( $p < 0.05$ ) görülmüştür (Tablo-2). Altı



pas, ceza sahası içi ve ceza sahası dışında kullanılan isbetsiz şutlar ile, altı pas ve ceza sahası dışından kullanılan isabetli şutlar ile takımların başarı ya da başarısızlık sonuçları arasında istatistiksel olarak anlamlı bir ilişki ( $p>0.05$ ) bulunmamıştır (Tablo-2).

**Tablo 2.** Takımların Oyun Süresi Boyunca Çeşitli Bölgelerden Kullandıkları Şut Parametrelerinin Ki-Kare Test Sonuçları.

İSABETLİ	Şut Parametreleri	Başarılı (n=56)	Başarısız (n=46)	p
		Ort. ± SS.	Ort. ± SS.	
İSABETLİ	6 Pas	0.34±0.70	0.17±0.44	0.333
	Ceza Sahası İçi	3.04±1.85*	1.52±1.41	<b>0.001</b>
	Ceza Sahası Dışı	1.75±1.54	1.24±1.20	0.136
İSABETLİ Z	6 Pas	0.23±0.47	0.24±0.48	0.912
	Ceza Sahası İçi	3.30±2.12	2.43±1.96	0.148
	Ceza Sahası Dışı	2.55±1.78	2.52±1.71	0.695

Ort. ± SS: Ortalama ± Standart Sapma. n: Gruptaki örneklem sayısı. \*:  $p<0.05$

Turnuvada yer alan takımların farklı bölgelerde ilk yarı, ikinci yarı ve uzatmalarda kullandıkları çeşitli pas türlerine ilişkin verilere göre, birinci bölge içinde isabetli uzun pasların, takımların başarısız maç sonuçları ile istatistiksel olarak anlamlı bir ilişkisinin olduğu ( $p<0.05$ ), üçüncü bölge içinde isabetli uzun pasları ise takımların başarılı maç sonuçları ile istatistiksel olarak anlamlı bir ilişkisinin olduğu ( $p<0.05$ ) görülmüştür (Tablo-3). Üçüncü bölgedeki tüm isabetsiz paslar, ikinci bölgeden üçüncü bölgeye atılan isabetsiz uzun paslar, isabetsiz kısa paslar ve rakip yarı alanda oyunun yönünün soldan sağa değiştiren isabetsiz paslar ile takımların başarısız maç sonuçları arasında istatistiksel olarak anlamlı bir ilişki olduğu ( $p<0.05$ ) saptanmıştır (Tablo-3). Bunların dışında kalan tüm parametreler ile takımların başarı ya da başarısızlıkla ilişkisi arasında istatistiksel olarak anlamlı bir ilişki ( $p>0.05$ ) bulunmamıştır (Tablo-3).

**Tablo 3.** Takımların Oyun Süresi Boyunca Çeşitli Pas Parametrelerinin Ki-Kare Test Sonuçları.

İSABETLİ	Pas Parametreleri	Başarılı (n=56)	Başarısız (n=46)	p
		Ort. ± SS.	Ort. ± SS.	
İSABETLİ	1. Bölgedeki Tüm Paslar	64.39±22.89	70.50±26.74	0.598
	2. Bölgedeki Tüm Paslar	205.63±84.97	198.72±79.77	0.691
	3. Bölgedeki Tüm Paslar	91.23±54.77	82.20±40.342	1
	Uzun Pas - 1. Bölge İçinde	0.95±1.31	1.11±1.12*	<b>0.007</b>
	Uzun Pas - 1. Bölgeden 2. Bölgeye	6.96±3.95	6.80±3.83	0.949
	Uzun Pas - 1. Bölgeden 3. Bölgeye	1.80±1.91	2.39±2.59	0.976
	Uzun Pas - 2. Bölge İçinde	3.79±2.67	3.91±2.73	0.099
	Uzun Pas - 2. Bölgeden 1. Bölgeye	1.18±1.35	1.37±1.24	0.253
	Uzun Pas - 2. Bölgeden 3. Bölgeye	6.20±3.29	5.96±3.53	0.778
	Uzun Pas - 3. Bölge İçinde	0.95±1.09*	0.65±1.27	<b>0.018</b>
	Uzun Pas - 3. Bölgeden 2. Bölgeye	0.23±0.47	0.15±0.47	0.113
	Uzun Pas - 3. Bölgeden 1. Bölgeye	0±0 <sup>a</sup>	0±0 <sup>a</sup>	-
	Kısa Pas	341.11±138.17	328.96±122.35	0.233
	İleriye doğru Pas	178.52±69.18	171.52±60.11	1
	Geriye Doğru Pas	105.04±40.85	106.89±37.09	1
	Yana Doğru Pas	78.48±35.76	72.93±32.21	0.970
	Rakip Yarı Alanda Oyun Yönü Değiştirme - Sağdan Sola Pas	7.91±5.80	6.96±4.97	0.205
	Rakip Yarı Alanda Oyun Yönü Değiştirme - Soldan Sağa Pas	8.18±5.99	7.76±6.02	0.573
	İSABETLİ Z	1. Bölgedeki Tüm Paslar	5.32±2.87	5.59±3.16
2. Bölgedeki Tüm Paslar		37.95±10.10	37.33±8.64	0.802
3. Bölgedeki Tüm Paslar		38.82±10.63	44.15±8.61*	<b>0.001</b>
Uzun Pas - 1. Bölge İçinde		0.20±0.44	0.17±0.44	0.886
	Uzun Pas - 1. Bölgeden 2. Bölgeye	9.88±4.87	9.85±5.53	0.705

Uzun Pas - 1. Bölgeden 3. Bölgeye	5.38±4.86	5.41±4.25	0.573
Uzun Pas - 2. Bölge İçinde	0.52±0.69	0.39±0.61	0.588
Uzun Pas - 2. Bölgeden 1. Bölgeye	0.05±0.23	0.02±0.15	0.349
Uzun Pas - 2. Bölgeden 3. Bölgeye	7.00±3.38	8.98±3.87*	<b>0.001</b>
Uzun Pas - 3. Bölge İçinde	0.63±0.86	0.80±0.89	0.217
Uzun Pas - 3. Bölgeden 2. Bölgeye	0,02±0,134	0±0 <sup>a</sup>	0.361
Uzun Pas - 3. Bölgeden 1. Bölgeye	0±0 <sup>a</sup>	0±0 <sup>a</sup>	-
Kısa Pas	59.21±9.35	61.33±11.01*	<b>0.024</b>
İleriye doğru Pas	64.54±16.16	69.22±12.54	0.826
Geriye doğru Pas	4.27±3.77	3.91±2.22	0.778
Yana Doğru Pas	13.48±4.58	13.39±4.12	0.856
Rakip Yarı Alanda Oyun Yönü	5.09±3.03	4.43±2.94	0.573
Değiştirme - Sağdan Sola Pas			
Rakip Yarı Alanda Oyun Yönü	4.00±2.80	5.11±2.67*	<b>0.005</b>
Değiştirme - Soldan Sağa Pas			

Ort. ± SS: Ortalama ± Standart Sapma. a: Kayda değer veriye rastlanmadığı için gruplar arasında kıyaslama yapılamaz. n: Gruptaki örneklem sayısı. \*: p<0.05

### Taktik Analiz

UEFA 2016 Avrupa Futbol Şampiyonasındaki maçlarda, takımların top kaybindan sonra yapılan pres ile 10 sn. içinde topun geri kazanılma sayısı ve süresiyle alakalı verilere bakıldığında, ikinci bölgede kaybedilip, üçüncü bölgede 0-5 sn. içinde geri kazanılan toplar ve birinci bölgede kaybedilip, birinci bölgede 5-10 sn. içinde geri kazanılan toplar ile takımların başarılı maç sonuçları arasında istatistiksel olarak anlamlı bir ilişki olduğu (p<0.05) saptandı (Tablo-4). Takımların kendi yarı alanlarında topu kazanarak karşı yarı alana geçme sayısına ve süresiyle ilgili verilere bakıldığında, topun birinci bölgede kazanılarak 0-10 sn. içerisinde karşı yarı alana yapılan geçişler ile takımların başarılı maç sonuçları arasında istatistiksel olarak anlamlı bir ilişki olduğu (p<0.05) gözlemlenmiştir (Tablo-4). Ayrıca takımların karşı yarı alanda top kazandıktan sonra atağı 10 sn. içerisinde sonuçlandırma sayısına ve süresine ilişkin verilere bakıldığında, sadece topun rakip yarı alan ikinci bölgede kazanılarak 0-5 sn. ve 5-10 sn. içerisinde isabetli şutla sonuçlanan ataklar ile takımların başarılı maç sonuçları arasında istatistiksel olarak anlamlı bir ilişki olduğu (p<0.05) bulunmuştur (Tablo-4). Bunların dışında kalan tüm taktik parametreler ile takımların başarı ya da başarısızlıkla ilişkileri arasında istatistiksel olarak anlamlı bir ilişki (p>0.05) görülmemiştir (Tablo-4).

**Tablo 4.** Takımların Oyun Süresi Boyunca Çeşitli Bölgelerde Oynadıkları Çeşitli Taktik Süre ve Sayı Parametrelerinin Ki-Kare Test Sonuçları.

Taktik Parametreler	Başarılı (n=56)	Başarısız (n=46)	p
	Ort. ± SS.	Ort. ± SS.	
1. Bölge_1. Bölge (0-5 sn.)	0.27±0.52	0.17±0.38	0.948
1. Bölge_2. Bölge (0-5 sn.)	0±0 <sup>a</sup>	0±0 <sup>a</sup>	-
1. Bölge_3. Bölge (0-5 sn.)	0±0 <sup>a</sup>	0±0 <sup>a</sup>	-
2. Bölge_1. Bölge (0-5 sn.)	0.50±0.76	0.35±0.60	0.261
2. Bölge_2. Bölge (0-5 sn.)	2.52±1.97	2.17±1.48	0.903
2. Bölge_3. Bölge (0-5 sn.)	0.18±0.43*	0.02±0.15	<b>0.002</b>
3. Bölge_1. Bölge (0-5 sn.)	0.05±0.23	0.07±0.25	0.936
3. Bölge_2. Bölge (0-5 sn.)	1.93±1.68	2.26±1.48	0.428
3. Bölge_3. Bölge (0-5 sn.)	1.57±1.48	1.39±1.09	0.798
1. Bölge_1. Bölge (5-10 sn.)	0.20±0.40*	0.02±0.15	<b>0.001</b>
1. Bölge_2. Bölge (5-10 sn.)	0.04±0.19	0.02±0.15	0.837
1. Bölge_3. Bölge (5-10 sn.)	0±0 <sup>a</sup>	0±0 <sup>a</sup>	-
2. Bölge_1. Bölge (5-10 sn.)	0.84±0.97	0.85±0.94	0.829
2. Bölge_2. Bölge (5-10 sn.)	1.89±1.66	1.61±1.24	0.748
2. Bölge_3. Bölge (5-10 sn.)	0.07±0.26	0.15±0.42	0.403
3. Bölge_1. Bölge (5-10 sn.)	0.50±0.76	0.26±0.49	0.147
3. Bölge_2. Bölge (5-10 sn.)	2.70±2.07	2.87±1.85	0.086
3. Bölge_3. Bölge (5-10 sn.)	0.64±0.90	0.57±0.72	0.638

KENDİ YARI ALANINDA TOP KAZANMA VE KARŞI ALANA GEÇME		1.Bölge (0-10 sn.)	12.93±4.31*	11.52±2.73	<b>0.001</b>
		2.Bölge (0-10 sn.)	11.82±4.49	11.15±4.68	0.528
KARŞI YARI ALANDA TOP KAZANMA VE ATAĞI SONUÇLANDIRMA	İSABET Lİ	2.Böl. (0-5 sn.)	0.16±0.42*	0.07±0.33	<b>0.023</b>
		3.Böl. (0-5 sn.)	0.05±0.23	0.04±0.21	0.774
		2.Böl. (5-10 sn.)	0.16±0.37*	0.04±0.21	<b>0.049</b>
		3.Böl. (5-10 sn.)	0.04±0.19	0.00±0.00	0.130
	İSABET SİZ	2.Böl. (0-5 sn.)	0.07±0.26	0.11±0.32	0.804
		3.Böl. (0-5 sn.)	0.05±0.23	0.11±0.32	0.550
		2.Böl. (5-10 sn.)	0.09±0.29	0.07±0.25	0.550
		3.Böl. (5-10 sn.)	0.07±0.26	0.02±0.15	0.421

Ort. ± SS: Ortalama ± Standart Sapma. a: Kayda değer veriye rastlanmadığı için gruplar arasında kıyaslama yapılamaz. n: Gruptaki örneklem sayısı. \*: p<0.05

## TARTIŞMA

Bu araştırmada, UEFA 2016 Avrupa Futbol Şampiyonası'ndaki şut, pas ve taktik parametrelerin maç sonuçlarına göre belirlenen başarı durumu üzerine etkisi incelendi. Bu amaçla hipotezlerimiz; a) Hücum bölgesinin farklı alanlarında gerçekleşen şut etkinliklerinin maçlarda başarı durumuna etkisi vardır, b) Pas etkinliklerinin maçlarda başarı durumuna etkisi vardır, c) Defansif oyun geçişlerinin maçlarda başarı durumuna etkisi vardır, d) Ofansif oyun geçişlerinin maçlarda başarı durumuna etkisi vardır olarak belirlendi.

Bulgularımıza göre ceza sahası içinden atılan isabetli şutların (p=0.001) maçlarda başarılı olma kriteri ile anlamlı bir ilişkisi vardır. Ofansif geçişleri doğru pozisyon alarak kısa sürede gerçekleştiren oyuncular, ceza sahası içerisinden isabetli şut atacak organizasyonlar yaratarak atağı sonuçlandırır. Literatüre baktığımızda bir araştırmada, kazanan takımların berabere kalan ve kaybeden takımlara göre daha fazla isabetli şut atıldığı tespit edilmiştir (Lago- Peñas vd., 2011). UEFA Avrupa 2012'deki maçlarda ceza sahası içinden çekilen şutlar (p=0.001), kazananlar ve kaybedenler arasında önemli bir fark yaratmıştır (Muhamad vd., 2013).

Araştırmamızda üçüncü bölge içindeki isabetli uzun pasların (p=0.018), takımların başarılı olma durumu ile arasında anlamlı ilişki bulunmuştur. Birinci bölge içinde atılan isabetli uzun pasların (p=0.007), üçüncü bölgedeki isabetsiz tüm pasların (p=0.001), ikinci bölgeden üçüncü bölgeye atılan isabetsiz uzun pasların (p=0.001), isabetsiz kısa pasların (p=0.024), rakip yarı alanda oyunun yönünü soldan sağa değiştirmek için atılan isabetsiz pasların (p=0.005) maçlarda başarısız olma kriteri ile anlamlı ilişkisi bulunmaktadır. Üçüncü bölgede dış koridor ve iç koridordan atılan isabetli uzun paslar, hücumda oyun genişliği sağlayıp defansın yapısını bozduğundan dolayı etkili atak geliştirmede avantaj sağlar. Birinci bölgede atılan isabetli uzun paslar top kaybı için risk yaratır. Üçüncü bölgedeki isabetsiz tüm paslar ve ikinci bölgeden üçüncü bölgeye atılan isabetsiz uzun paslar kontra atak için rakibe fırsat verir. İsabetsiz kısa paslar ve soldan sağa oyun yönünü değiştiren isabetsiz paslar oyunun dinamik yapısını olumsuz etkiler.

Barnes ve diğerlerinin (2014) yaptığı bir araştırmada, son zamanlarda İngiliz Premier Ligi'nde sezonlar arasındaki kısa ve orta pas uzunluğundaki artışın pas temposunu arttırdığı tespit edilmiş ve buradan yola çıkarak uzun paslara oranla daha yüksek isabet oranına sahip olan kısa ve orta uzunluktaki pasların, pas isabet oranını kısmen arttıracığı belirtilmiştir. Başka bir çalışmada ise kısa uzunluktaki pasların, uzun uzunluktaki paslardan daha etkili olduğu sonucuna ulaşılmıştır (Tenga vd., 2010b). Jonkovic, Leontijević ve Tomić (2016) yaptıkları bir araştırmada, takımların başarıyla sonuçlanan ataklarında bireysel çözümlerle hazırlanan atakların çoğunun isabetli şutla sonuçlandığını; bunu takiben sırasıyla yanlardan gelen ortalar, derin paslar, oyun yönünü ters yöne çeviren paslar ve kazanılan toplar sonrasında da kaleye çekilen şutların olduğunu tespit etmişlerdir. Modern futbolda hızlı bir şekilde baskı yapabilmek, kompakt savunma anlayışını uygulayabilmek ve gol atmak için başarılı takımlar topa sahip olma oranını önemsemeden topu ileriye doğru taşıyan pasları, geriye ve yana doğru atılan paslardan daha fazla tercih etmişlerdir (Saito vd., 2013).

Çalışmamızın taktik parametre bulgularının sonuçlarına göre ise; ikinci bölgede yapılan top kaybindan sonra pres ile üçüncü bölgede topu 0-5 sn. içinde geri kazanmak (p=0.002), birinci bölgedeki top kaybindan sonra birinci bölgede 5-10 sn. içinde topu geri kazanmak (p=0.001), kendi yarı alanının birinci bölgesinde top kazanıp 0-10 sn. içinde rakip yarı alanına geçmek (p=0.001), karşı yarı alanın ikinci bölgesinde top kazanıp 0-5 sn. (p=0.023), ve 5-10 sn.'de (p=0.049) atağı isabetli sonuçlandırmak

maçlarda başarılı olma kriteri ile anlamlı ilişki içerisindedir. İkinci bölgedeki top kayıplarından sonra, ani defansif geçiş ile önde baskı yaparak, topun 0-5 sn. içinde geri kazanılması atağın sonuçlanmasını sağlar. Birinci bölgede topu kaybedip 5-10 sn. içerisinde geri kazanan ve kendi yarı alanının birinci bölgesinde top kazanıp, 0-10 sn. içinde rakip yarı alanına geçen takımlar, hızlı bir ofansif geçiş ile atak sonuçlandırmaktadırlar. Karşı yarı alan ikinci bölgede top kazanımıyla 0-5 ve 5-10 sn. de yapılan ofansif geçişler, kontra atakların ve isabetli şutla sonuçlanan atakların oluşmasını sağlar.

Literatürde ise; defansif geçişlerin süreleri, başlangıç ve bitiş bölgeleri incelenmiş; defansif geçişlerin %66,3' nün 1 ve 15 sn. arasında sonuçlandığı ve büyük bir kısmının (%48,9) 2. bölgede (ofansif alan) başlayıp 2. bölgede (defansif alan) sona erdiği rapor edilmiştir (Casal vd., 2016). Bu araştırmanın aksine önceki yıllarda yapılan bir çalışmada, Avrupa' nın en üst düzey takımlarının 2. bölgede kazanılan toplarla atakların gol ile sonuçlandırıldığı görülmüştür (Garganta vd., 1997). Bir diğer araştırma ise, topların topların üçüncü bölgede kazanılarak, penetratif pasların tercih edilmesinin, yerleşik düzende olmayan savunmaya karşı atak sonuçlandırmada ve gol atmada daha etkili olduğunu bildirmiştir (Tenga vd., 2010b).

## SONUÇ ve ÖNERİLER

Sonuç olarak; defansif ve ofansif oyun geçişlerinde 0-5 ve 5-10 sn. içerisinde reaksiyon gösteren, üçüncü bölgede isabetli uzun pas yapan, atakları ceza sahası içerisinde isabetli şutla sonuçlandıran takımlar başarılı sonuçlar alabilmektedirler. Bu araştırma tasarımı, takımların başarılı ve başarısız maç sonuçları üzerinden veriler toplanarak analiz yapılmıştır. Oyun geçişleri ve oyun stilleri her maçta rakibe göre değişiklik gösterebilir. Bu nedenle, araştırmaya tasarımı ev sahibi ve rakip takım olacak şekilde düzenleyip, buna göre veri analizi yapmak daha uygulanabilir bilgilerin ortaya çıkmasını sağlayabilir.

## PRATİK/SAHA UYGULAMALARI

Bilgisayar destekli notasyon analizi yapan video analiz programları ile teknik ve taktik parametrelerin analizi zaman almaktadır. Gerçek zamanlı sporcu takibi yapabilen, senkronize çalışan kamera sistemlerinin kullanımıyla zaman kaybının önüne geçilebilir. Ayrıca bu kamera sistemlerinin çoğu, koşu mesafesi, koşu hızı vb. fiziksel parametrelerin verilerini de kullanıcıya sağladığından, karar verme aşamasında daha fazla bilgi edinilmesini sağlayacaktır.

## KAYNAKÇA

- Altman, D.G. Practical Guide to Medical Statistics. London: Chapman Hall. 1991; p. 404.
- Baca, A. editor. Computer science in sport: research and practice. Routledge; 2014.
- Bangsbo, J., & Peitersen, B. Popular Systems and Styles of Play. In: Strudwick A. Soccer Science. Human Kinetics. 2016; p.433–458.
- Bangsbo, J., Mohr, M., & Krstrup, P. Physical and metabolic demands of training and match-play in the elite football player. Journal of sports sciences. 2006; 24(07):665–74.
- Barnes, C., Archer, D., Bush, M., Hogg, R., & Bradley, P. The evolution of physical and technical performance parameters in the English Premier League. International Journal of Sports Medicine. 2014; 35:1–6.
- Barreira, D., Garganta, J., Guimarães, P., Machado, J., & Anguera, M.T. Ball recovery patterns as a performance indicator in elite soccer. Proceedings of the Institution of Mechanical Engineers, Part P: Journal of Sports Engineering and Technology. 2014; 228(1):61–72.
- Bradley, P.S., Sheldon, W., Wooster, B., Olsen, P., Boanas, P., & Krstrup, P. High-intensity running in English FA Premier League soccer matches. Journal of sports sciences. 2009; 27(2):159–68.
- Carling, C., Williams, A.M., & Reilly, T. Handbook of soccer match analysis: A systematic approach to improving performance. London: Routledge. 2005.
- Casal, C.A., Andujar, M.Á., Losada, J.L., Ardá, T., & Maneiro, R. Identification of Defensive Performance Factors in the 2010 FIFA World Cup South Africa. Sports. 2016; 4(4):54.
- Coutts, A.J. Evolution of football match analysis research. Journal of sports sciences. 2014.
- De Baranda, P.S., & Lopez-Riquelme, D. Analysis of corner kicks in relation to match status in the 2006 World Cup. European Journal of Sport Science. 2012; 12(2):121–9.
- Franks, I.M., & Miller, G. Eyewitness testimony in sport. Journal of sport behavior. 1986; 9(1):38.
- Garganta, J., Maia, J., & Basto F. Analysis of goal-scoring patterns in European top level soccer teams. Science and football III. 1997:246–50.

- Hughes, M., & Churchill, S. Attacking profiles of successful and unsuccessful teams in Copa America 2001. In *Science and football V: The proceedings of the fifth world congress on science and football 2005*; p. 222–228.
- Hughes, M., & Franks, I. Analysis of passing sequences, shots and goals in soccer. *Journal of sports sciences*. 2005; 23(5):509–14.
- Janković, A., Leontijević, B., & Tomić, L. Attacks of the soccer teams participating in the champions league and the Serbian super liga. *Fizička kultura*. 2016; 70(1):80–7.
- Jones, P.D., James, N., & Mellalieu, S.D. Possession as a performance indicator in soccer. *International Journal of Performance Analysis in Sport*. 2004; 4(1):98–102.
- Lago-Peñas, C., Lago-Ballesteros, J., & Rey, E. Differences in performance indicators between winning and losing teams in the UEFA Champions League. *Journal of Human Kinetics*. 2011; 27:135–46.
- Laird, P., & Waters, L. Eyewitness recollection of sport coaches. *International Journal of Performance Analysis in Sport*. 2008; 8(1):76–84.
- Liu, H., Hopkins, W., Gómez, A.M., & Molinuevo, S.J. Inter-operator reliability of live football match statistics from OPTA Sportsdata. *International Journal of Performance Analysis in Sport*. 2013; 13(3):803–21.
- Maslovat, D., & Franks, I.M. ‘The need for feedback’. In: Hughes M, Franks IM, editors. *The Essentials of Performance Analysis: An Introduction*. London: Routledge. 2008; p. 1–7.
- Mohr, M., Krstrup, P., & Bangsbo, J. Match performance of high-standard soccer players with special reference to development of fatigue. *Journal of sports sciences*. 2003; 21(7):519–28.
- Muhamad, S., Norasrudin, S., & Rahmat, A. Differences in goal scoring and passing sequences between winning and losing team in UEFA-EURO Championship 2012. *World Academy of Science, Engineering and Technology (74)*. 2013: 118–23.
- Saito, K., Yoshimura, M., & Ogiwara, T. Pass appearance time and pass attempts by teams qualifying for the second stage of FIFA World Cup 2010 in South Africa. *Football Science*. 2013; 10:65–9.
- Scoulding, A., James, N., & Taylor, J. Passing in the Soccer World Cup 2002. *International Journal of Performance Analysis in Sport*. 2004; 4(2):36–41.
- Tenga, A., Holme, I., Ronglan, L.T., & Bahr, R. Effect of playing tactics on achieving score-box possessions in a random series of team possessions from Norwegian professional soccer matches. *Journal of sports sciences*. 2010a; 28(3):245–55.
- Tenga, A., Holme, I., Ronglan, L.T., & Bahr, R. Effect of playing tactics on goal scoring in Norwegian professional soccer. *Journal of Sports Sciences*. 2010b; 28(3):237–44.
- Vogelbein, M., Nopp, S., & Hökelmann, A. Defensive transition in soccer—are prompt possession regains a measure of success? A quantitative analysis of German Fußball-Bundesliga 2010/2011. *Journal of sports sciences*. 2014; 32(11):1076–83.

#### CITATION OF THIS ARTICLE

Yıldız, M., Demirarar, O., Canüzmez, A.E., & Özçaldıran, B. (2021) UEFA 2016 Avrupa Futbol Şampiyonasındaki Şutların Pasların ve Oyun Geçişlerinin Analizi. *International Journal of Sport, Exercise & Training Sciences - IJSETS*, 7(3), 92–99. Doi: 10.18826/useeabd.930133



## Towards the Artificial Intelligence Management in Sports

Berkan ATASOY<sup>1</sup>, Mehmet EFE<sup>2</sup>, Varol TUTAL<sup>3</sup>,

### Abstract

**Aim:** This paper discusses the new technological developments in artificial intelligence embracing the world and aims to offer an overview as well as some evaluations of positive and negative effects on sports.

**Methods:** This paper discusses different types of reviews and articles by using literature review and description method, to offer an overview, proposition, comparison and critic on topic.

**Conceptual framework:** The current technology which is developing around the world is making revolutionary progress in the field of sports. Especially the development of technology and the use of Artificial Intelligence provide to individuals and the society new opportunities for sports and sports management. This situation paves the way for efficient and effective management in sports by allowing sports managers to include certain levels of technology in decision-making processes. In line with these developments, if the administrators benefit at the highest level, the development in the field of sports will be able to move forward with a more dynamic acceleration. For the development of sports, it is possible to make a path towards predictive and accurate decisions by using Artificial Intelligence models developed in the field of sports around the world to prevent problems before they arise. For this purpose, in this literature review, new technological developments in artificial intelligence covering the world sports service and industry are scanned and examined in terms of the positive and negative effects of artificial intelligence in sports. In the study, it is concluded that sports field is now in the phase of being under the influence of artificial intelligence. Some evaluations and suggestions are presented in this direction.

**Conclusion:** The artificial intelligence usage in sports and sports related event may have incredible assistance for reliable and precised games or competitions. However, in case of unlimited usage of technological opportunity in human life, today's sports, whose base is essentially human, may be in danger.

### Keywords

Artificial Intelligence (AI),  
Sport,  
Management,  
Technology,

### Article Info

Received: 23.12.2021

Accepted: 01.09.2021

Online Published: 15.09.2021

DOI:10.18826/useeabd.845994

## Sporda Yapay Zeka Yönetimine Doğru

### Özet

**Amaç:** Bu makale, dünyayı kapsayan yapay zeka alanındaki yeni teknolojik gelişmeleri tartışmakta ve spor üzerindeki olumlu ve olumsuz etkilerine dair bazı değerlendirmelerin yanı sıra, genel bir bakış sunmayı amaçlamaktadır.

**Yöntem:** Çalışmada, konuyla ilgili bir genel bakış, öneri, karşılaştırma ve eleştiri sunmak için farklı türdeki derlemeleri ve makaleleri tartışmayı amaçlayan, literatür tarama yöntemi kullanılmıştır.

**Kavramsal Çerçeve:** Günümüzde gelişen teknolojinin toplumlar tarafından benimsenerek yaygın kullanılması, spor alanında da devrimsel yeniliklere yol açmaktadır. Gelişen teknoloji ve bu teknolojinin bireylere ve topluma sunduğu Yapay Zekâ kullanımı, spor ve spor yönetimine de yeni fırsatlar sunmaktadır. Bu durum spor yöneticilerinin karar alma süreçlerinde belirli düzeylerde teknolojinin de yer almasına izin verilmesiyle, sporda verimli ve etkin yönetimin önü açılmaktadır. Bu gelişmelerin doğrultusunda yöneticilerin de en üst düzeyde faydalanması durumunda, ülkemizin spor alanındaki gelişimi daha dinamik bir ivmelenme ile ileriye taşınması mümkün olacaktır. Spordaki gelişim için, spor yöneticilerinin dünyada spor alanında geliştirilen Yapay Zekâ modellerinden faydalanarak, daha problemler türemeden problemleri engelleme gibi, öngörülül ve isabetli kararlara doğru bir yol açılması mümkündür. Bu amaçla mevcut betimsel çalışmada, dünya spor hizmetini ve endüstrisini kapsayan yapay zeka alanındaki yeni teknolojik gelişmeler taranmış ve yapay zekanın spordaki olumlu ve olumsuz etkileri incelenmeye çalışılmıştır. Çalışmamızda sporun da artık yapay zeka etkisine girme aşamasında olduğu sonucuna ulaşılarak, bu doğrultuda bazı değerlendirme ve öneriler sunulmaya çalışılmıştır.

**Sonuç:** Yapay Zekâ'nın spor etkinliklerinde ve çevresinde kullanılması, güvenilir ve hassas bir amaç için inanılmaz bir yardım sağlayabilir. Ancak teknolojik imkanların insan hayatında sınırsız kullanılması durumunda, temeli esasen insan olan günümüz spor olgusu tehlikeye atılabilecektir.

### Keywords

Yapay Zeka (YZ),  
Spor,  
Yönetim,  
Teknoloji,

### Article Info

Received: 03.07.20xx

Accepted: 12.11.20xx

Online Published: 15.12.20xx

DOI:10.18826/useeabd.845994

The role and contributions of each authors as in the section of IJSETS Writing Rules "Criteria for Authorship" is reported that: 1. Author: Contributions to the conception or design of the paper, data collection, statistical analysis, interpretation of the data, writing of the paper; 2. Author: Design of the paper, writing of the paper, statistical analysis; 3. Author: Contributions to the conception of the paper, final approval of the version to be published paper;

<sup>1</sup>Corresponding Author: Gençlik ve Spor Bakanlığı, Ankara/Turkey, [berkant\\_atasoy@hotmail.com](mailto:berkant_atasoy@hotmail.com) ORCID ID: 0000-0002-1684-1889

<sup>2</sup>Siirt University, Siirt/Turkey, [mehmetefe18@hotmail.com](mailto:mehmetefe18@hotmail.com) ORCID ID: 0000-0003-2247-586X

<sup>3</sup>Siirt University, Siirt/Turkey, [v.tutal@hotmail.com](mailto:v.tutal@hotmail.com) ORCID ID: 0000-0001-5647-9370

## INTRODUCTION

Since the conscious discovery of fire, human beings have encountered many revolutionary developments and inventions in the historical process and have managed to adapt these new inventions to their own lifestyles and used them for continuous development in the individual and social field. Today, it is seen that there is a brand-new ground-breaking development of humankind; Artificial intelligence (AI). This new concept, which emerged with the development of today's technologies, is a candidate for completely changing individual and social life.

Until today's Artificial Intelligence management, many institutions and organizations have had the opportunity to benefit from the development in the field of management such as Total Quality Management, Database Management, Customer Relationship Management, Digital Management, etc. However, Artificial Intelligence studies that developed today promise switching to a new management model, including the advantages of the previous management styles. This new Artificial intelligence model provides a technology for analysis, reporting and automation by storing data obtained from many interrelated or unrelated elements in an ecosystem.

The effects of artificial intelligence and its applications are already felt in many areas of today's professional and social life. Now, many enterprises, institutions and organizations, which are included in the economic structure of the countries, are taking steps towards more efficient and effective use of resources by directing their knowledge and resources to managerial structures that act in coordination with artificial intelligence. Looking to the global applications, it can be said that the sports industry is now also affected by these developments, but has not yet been able to benefit widely from the comprehensive applications brought by artificial intelligence. However, it is expected that with the advancement and the developments provided in time, artificial intelligence will penetrate deeply into every field of sports and cause radical changes. As a matter of fact, today some sporting equipment and wears that can collect data from their users, team management software that can analyse and programs the jobs, tasks and services, are pointing only the beginning stage of artificial intelligence. Extensive data and information flow derived from the infrastructure of the sports industry has formed the basis of artificial intelligence in sports and it is paving the way for taking steps towards the future.

It is known that societies that can improve technology are always at the forefront of the world stage. Artificial intelligence field studies, which are one of the most important developments of today, also offer important opportunities to societies. Considering the fact that in the future countries will be directing their sport organizations with artificial intelligence, we can say that they will be closer to success. At this point, conducting such studies from today before artificial intelligence applications in sports that have become widespread will contribute to the society by enabling predictions for the future of sports. The current study tries to emphasize the importance for young researchers working in the field of sports to develop new perspectives for the future of sports. In order to understand the contribution of artificial intelligence and communication technologies in the field of sports and to ensure a prepared and uninterrupted transition to this change, the importance of relevant field studies is increasing.

In this study, it is aimed to examine the artificial intelligence in sports, its usage area, the possibility of use in sports branches, and advantages or disadvantages in the future. This study aims to create a descriptive resource for artificial intelligence models and applications, developed in the field of sports. In this context, with this literature review the usage areas of artificial intelligence in sports and the possible contributions of developing artificial intelligence technologies to sports management are represented.

## CONCEPTUAL FRAMEWORK

### Definitions of Artificial Intelligence

Since computer scientist John McCarthy coined the term "artificial intelligence" for the first time at a conference at Dartmouth University in 1956, the invincible adventure of human beings against machine intelligence came to an end when the first super computers of the period Deep Blue developed by IBM defeated the world chess champion Garry Kasparov in 1997 (Karaduman, 2019).

There are many definitions of artificial intelligence. The fact that artificial intelligence is associated with human beings, which is defined as the most developed intelligent being living on earth, leads us to the definition of human intelligence. According to the Turkish Language Association (2020),

intelligence has been defined as “all abilities of human thinking, reasoning, perception of objective facts, comprehension, judgment and drawing conclusions”. According to this definition, it is understood that there is a human intelligence that can perceive, think, comprehend, analyse, evaluate and make opinions. While forming an opinion about an object, event, situation or problem, people reach a conclusion by evaluating the information from different perceptions and senses in the mind, filter and react accordingly. When it comes to artificial intelligence, one would refer to the analysis, evaluation and automation of data transmitted by artificial receptors to an artificial processing center. However, human intelligence is not only associated with evaluating concrete facts. As a matter of fact, intelligence in psychology is defined as “the sum of abstraction, learning and adaptability to new situations” (TDK, 2020). Is AI capable of perceiving, learning, and analysing such abstract concepts, or is it capable of going beyond? Before answering these questions, it will be useful to look at some definitions on artificial intelligence.

Artificial intelligence is the realization of the artificial simulation of the human thought processes with computers. In a broader sense, it is the term used to refer to a field of science and engineering to produce computational understanding and related mechanisms (such as robots, talking computers) that can be expressed as intelligent behaviour (Adlassnig, 2002: 1-2). Artificial intelligence is the general name of the technology of developing machines that are created with completely artificial tools and that can exhibit human-like behaviours and movements, without benefiting from any living organism. When approached as idealistic; Artificial intelligence products, which can perform things such as feeling completely unique to humans, predicting behaviors and making decisions, are generally called robots (Aydın & Değirmenci, 2018: 20). Artificial intelligence is, "a science that examines how every cognitive activity (with bodies if necessary) made by natural systems (whether intelligent or not) can do this to artificial systems at even higher performance levels" (Say, 2018:83). Artificial intelligence is defined as trying to develop computer processes that will reveal similarities by understanding the human mind-set. In other words, it is an effort to make a programmed computer to think. According to another definition, artificial intelligence is an intelligence that is computer equipped with capacities specific to human intelligence such as acquiring information, perceiving, seeing, thinking and making decisions (Altuntaş & Çelik, 2020). According Ersoy (2017: 28), human who cannot keep up with the speed of information, in order to not bear this burden, developed learning robots moving by themselves, make decisions and working without harming any living creatures. No matter what definition we look at, artificial intelligence generally refers to a system based on imitation of human intelligence, behaviours and perceptios by machines.

The summary of other definitions of AI from the past to the present are as follows: "Artificial intelligence; behaviours that are called intelligent when done by humans it is made also by the machine", "A theory that tries to show how the human mind works", "The purpose of artificial intelligence is to imitate human intelligence through computers", "Artificial intelligence tries to understand the structure of intelligence by creating computer programs that control machines." (Pirim, 2006: 83). According to a broader explanation, artificial intelligence is computers equipped with capacities specific to human intelligence such as acquiring information, perception, seeing, thinking and decision making (Altuntaş & Çelik, 2020).

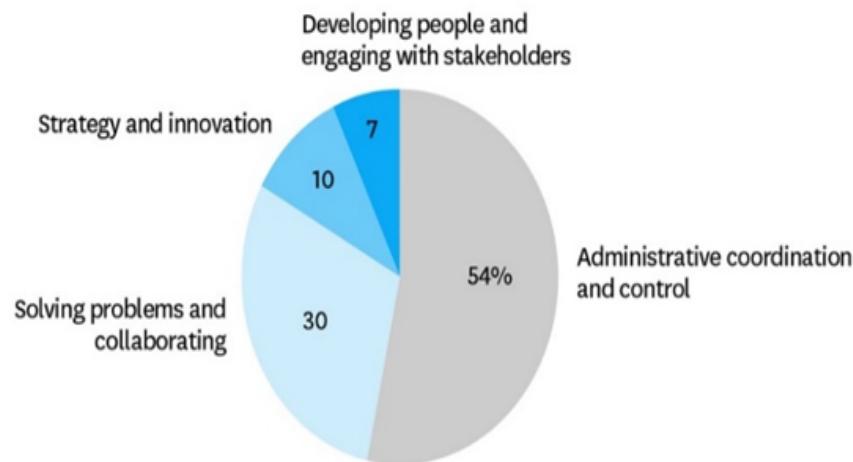
As can be seen, there are many definitions of AI, but to generalize; it is a design that aims to imitate the intuitive and mental activities of organic life in an artificial or semi-artificial environment first and then to perfection it by making it autonomous.

### **Management Sciences and Artificial Intelligence**

The concept of artificial intelligence also concerns management sciences since it describes an intelligence, a decision-making center. Therefore, management sciences are also rapidly affected by the developments in the field of artificial intelligence. Today, as a result of this interaction, applications such as natural language interfaces, industrial robots, expert systems and intelligent software have emerged (Altuntaş & Çelik, 2020). Today's competitive conditions, many businesses and organizations are continuously trying to increase productivity on a sectoral basis by using artificial intelligence techniques. In this competitive environment, managers and employees with every passing day find themselves directly or indirectly in these developments. These systems, which initially have the task of alleviating the human task and workload, gradually take their place in the workforce by displacing people.



In the study conducted by Kolbjornsrud et al. (2016) on how artificial intelligence will affect management (fig.1); in 14 countries, percentages of evaluating the working time of middle and top-level managers are determined and accordingly it is stated that managers spend more than half of their time on administrative coordination and control tasks. Executives will want to see most of these tasks (for example, a manager in the store or a head nurse at the hospital must constantly balance shift schedules due to their staff's illnesses, vacations or sudden leave) automated under artificial intelligence burden first.



**Figure 1.** Distribution percentage of manager's category by working time usage (Kolbjornsrud et al., 2016)

The effect of artificial intelligence on management is mentioned by Aksu (2020) as follows: "Artificial intelligence will take away many administrative, bureaucratic, routine, drudgery and repetitive tasks from us. Soon, smart voice assistants in companies will organize meetings, arrange trips, manage permits, call taxis and so on". Aksu (2020) also states that the days of intermediate level managers who convey the instructions, strategies, goals from the top to the underlying teams, are numbered. Smart systems and artificial intelligence-based virtual managers will help employees track their performance in real time, determine their routes, and leave things to chance in no way" (Aksu, 2020). All these predictions point to an effective management model in the way of directing the society to sports activities with more efficient planning, investment and rich service content of artificial intelligence applications in sports.

### **Artificial Intelligence Studies and Application Areas**

We have stated that artificial intelligence technologies generally emerge by imitating the ability of humans to perceive, think and act. Essentially, AI can perform automated tasks, helping us do things better and faster. Artificial intelligence is a wide research field that includes sciences such as biology, physics, chemistry, medicine, mathematics, as well as sports, arts, linguistics, sociology and psychology. Therefore, the field of artificial intelligence is multidisciplinary and has to work with many sciences (Gültekin, 2006). Those working in the field of artificial intelligence have developed programs that can develop new mathematical theories, improvise jazz music, detect fraudulent financial transactions, collect empty bottles in the laboratory, draw pictures, make medical diagnoses, teach and learn (Gültekin, 2006). There are quite a lot of similar studies and developments of AI under each discipline. However, we can summarize the studies and developments in the field of artificial intelligence under the following headings:

**Computer Science:** This area of applications focuses on computer software and hardware. Because most of the artificial intelligence applications require the production of very powerful supercomputers. The first stage of this is the intelligent computers known as the fifth generation. These computers are designed for optimum logical interpretation. This inference means using symbolic processing instead of numerical processing in traditional computers (Altuntaş & Çelik, 2020). While working on quantum computers in the world on this subject, it has unveiled the world's fastest supercomputer "Summit", which was developed in November 2019 by IBM for use in the Oak Ridge National Laboratory and has

a capacity of 200 petaFLOPS. The "Summit" supercomputer, designed specifically for intensive AI computing and workloads was about 200,000 times more powerful than an average laptop (IBM, 2019).

**Robotics:** Artificial intelligence, engineering and psychology are the basic disciplines of robotics. Robotics technology has been developed for the production of computer-controlled robots with physical capacities like human beings and is progressing in parallel with the developments in the field of artificial intelligence. Applications in this field give robots the ability to see or visual perception, tactile perception, skill and dexterity in manipulation, mobility and the intelligence to find the way (Altuntaş & Çelik, 2020). Today, many countries around the world carry out intensive studies in this field. Here is some application examples. The products called "Sophia" (Hanson Robotics, 2020) or "Spot", "Atlas" (Boston Dinamics, 2020) in the USA and "Akıncı" (Akınrobotics, 2020) developed in Turkish Republic can be given as some examples of the developments in the field of robotics.

**Artificial Neural Networks:** Artificial neural network studies are designed to perform some functions of the brain and especially learning methods through simulation and give successful results in areas such as classification, clustering, sensory-data processing, and multi-sensory machinery where traditional methods and computers are inadequate. Artificial neural networks need to be trained with a lot of information in order to be used especially in prediction problems. Various algorithms have been developed for training networks (Altuntaş & Çelik, 2020). In other words, artificial neural networks are parallel and distributed information processing structures, which are inspired by the human brain with similar mentality and each consist processing elements with its own memory. Briefly they are computer programs that imitate biological neural networks (Elmas, 2003). The field of artificial neural networks includes a workspace such as Deep Learning (containing one or more hidden layers and similar machine learning algorithms) and programs such as Keras, Python, TensorFlow, CNTK and Theano are generally used (Bengio, LeCun, Hinton, 2015). Deep learning is an approach used by machines to perceive and understand the world. The confrontation of the artificial intelligence legend is only possible with deep learning. Everything from the automatic scanning of junk e-mails falling in a mailbox to autonomous cars or cancer research without a doctor, is the work of this chain of algorithms (Ayvaz, 2020).

**Fuzzy Logic:** Fuzzy logic (Fuzzy Logic) can be defined as a rigid mathematical order established to express and work with uncertainties. As it is known, in statistics and probability theory, we work with certainty, not uncertainties, but the environment in which people live is fuller of uncertainties. Therefore, it is necessary to work with uncertainty in order to understand the ability of human beings to draw conclusions. Fuzzy logic has a wide range of applications. The biggest benefit of fuzzy logic outputs is that, the phenomenon of "learning with human experience" can be easily modelled and it allows even ambiguous concepts to be expressed mathematically. For this reason, it is especially suitable for approaching nonlinear systems (Altuntaş & Çelik, 2020). This technology is used in applications such as cameras, washing machines, air conditioners and automatic transmission lines. It is also used in space research and aviation industry (Korucu, 2007).

**Virtual Reality:** Virtual reality is a reality created in computer environment and it is also known as "cyberspace". In this field of artificial intelligence is created an environment in which human / computer interfaces are used in accordance with natural reality. The headset, consisting of virtual reality, glasses and stereo headsets, is created based on multi-sensor, input-output devices consisting of a special clothing or gloves that detect body movements. So you can see and touch the three-dimensional virtual world. Virtual reality allows us to interact with computer-simulated objects and assets (Altuntaş & Çelik, 2020). It also appears as augmented reality and that's live, direct or indirect physical view of the real-world environment, which is created by enriching it with computer-generated images, graphics and sound data. Enrichment occurs in real time and virtual objects interact with the real environment and other virtual objects (Havelsan-1, 2020). The "Havelsan Asger" project can be shown as an example of this technology. "Havelsan Asger" Holographic Command Control System is fictionalized on augmented and virtual reality technologies. Augmented and virtual reality technologies provide to users' interfaces from a different perspective (Havelsan-2, 2020). This technology provides users with a 3-dimensional and realistic environment experience by using virtual reality technology in the places they are interested in, without leaving their location. Today, it is gaining popularity in sectors such as Defence, Education, Health, Architecture, Culture-Tourism, Sports and Entertainment.

**Internet of Things (IoT):** In the Internet of Things technology, every object is connected through detection methods such as RFID, NFC, sensors and WiFi, Wimax, Zigbee, Bluetooth, infrared, etc.

Information about objects can be obtained with wireless communication techniques. Thanks to this technology, by observing the situations in objects through sensors, such as the temperature, light, pressure, sound, vibration etc. this can serve to think and make decisions of AI (Bozdoğan, 2015). It is also necessary to add wearable technology in this field of artificial intelligence. Today, "wearable technology" comes to mind as the transfer of data obtained from smart sensors of products by connecting them to smart devices wirelessly such as wristbands, watches and necklaces that we wear on our body. Thanks to this technology; Devices that allow access to various useful data for calories, weight loss, heart rate, blood pressure, sugar, daily activity or organizing our work have been developed and put into use. Altra Torin IQ smart shoes (Siddiqui, 2017) or "PrecisionWEAR" brand t-shirt (Siddiqui, 2020) which provides data in 21 different parameters on this subject, is a good example of wearable technology.

**Neuromorphic Engineering:** Neuromorphic engineering principles is an interdisciplinary subject that is based on the principles of biological nervous systems including biology, physics, mathematics, computer science and electronics engineering, inspiring the design of artificial neural systems such as visual systems, sensing systems, hearing processors and autonomous robots, as well as physical architecture and design (Boddhu and Gallagher, 2012).

The first example of artificial intelligence involved a defined problem, programming based on classical logic within the domain of imitation and rules to draw specific conclusions. That is very suitable for needs such as monitoring processes and improving efficiency. The second, current generation of AI, largely uses deep learning networks to analyse the content of a video frame, perceives and is concerned with that perception. The main focus area of third generation artificial intelligence is neuromorphic engineering, which deals with mimicking the neural structure and functioning of the human brain. It involves probabilistic computing, which creates algorithmic approaches to the problems we have to deal with in the natural world, such as uncertainty and contradiction. Today, "Intel Labs" directs computer science research that contributes to this third generation of artificial intelligence (Intel, 2020). Therefore, the door has not yet been opened in this field of science and it stands before us as the artificial intelligence research area of the future.

**Transhumanism:** Transhumanism in the dictionary of Larousse (2020) is defined as; a stream of thought that aims to improve human intellectual, physical and psychic capacities by using scientific and technical processes (genetic manipulation, nanotechnologies, artificial intelligence, etc.). However, in the health and psychology glossary (Lexique, 2020) Transhumanism is defined as a sum of neuroscience, biotechnology, genetic engineering, cognitive science, computer science, artificial intelligence and robotics. It is seen as a movement in which several currents aim to increase the physical and intellectual performance of humans. In simpler terms, to improve the sight of a visually impaired person, to activate a paralyzed man with prostheses through a processor and even encouraging his brain to fight against Parkinson's disease covers the areas of work aimed at improving the living conditions of human beings. Transhumanism appears as a set of multidisciplinary studies aimed to rectify and improving certain aspects of human beings such as disability, illness, aging or suffering. One of the latest developments in this field is that with the device developed by "Neuralink", the information coming from the electrical messages of a region of the brain can be monitored with electrodes connected to strings thinner than hair (Musk, 2019). Therefore, the electrical data of our brain could be decoded, read and transferred to the computer.

Artificial intelligence and its work areas can be grouped under very broad headings, as we have mentioned before. This technology has the potential to take an even further dimension. The compact design of attachable or wearable products developed along with bringing all the above-mentioned field developments, will make living things to have different qualities and features. In this case, the living beings will now have to be named as something different. Such beings are referred as "Cyborg" in science fiction movies.

### **Artificial Intelligence in Sports**

Thinking about the future of sports in the light of the artificial intelligence fields described above and the developments provided, makes us feel that we are on the verge of a development era that will take us to quite deep and different horizons. However, nowadays, we need to plan how to move towards a more efficient and productive future by getting rid of the current bulky structure of the sports industry

and getting support from the positive aspect of artificial intelligence. As a matter of fact, sports is a field of competition of many countries and those which will take the first steps in this field in sports will be closer to success.

According to Senaar (2019), artificial intelligence applications used in today's sports world are divided into four main categories as chatbots, computer vision, automatic journalism and wearable technology.

**Chatbots:** Sports teams and sports organizations use artificial intelligence assistants to answer fan's questions on topics such as live game information, team statistics and arena (gym, stadium) logistics. According Senaar (2019), in this way, the audience can go beyond the atmosphere they are inside during competition and can get information about the team or the athletes in real time. In addition, they can access the answers to questions such as where and what situation on the platform they are on.

**Computer Vision:** Computer vision is an artificial intelligence infrastructure technology that provides information with high speed about the athlete or the vehicle used by them in sports. For example, in an automobile race like Nascar, it is very difficult to determine a sudden damage of the vehicle from the outside, since the speed of the vehicles is very high. However, with Computer Vision, instant photography and machine learning technology, the current status of the vehicle and the equipment that might cause malfunctions can be determined in advance and early intervention can be done. Today, many studies can be developed in the field of sports security via Computer Vision.

**Automatic Journalism, betting and information:** Artificial intelligence technology can be used for viewers to receive and follow the information about the match according to personal preferences. Artificial intelligence technology can provide personalized information at many points; from electronic ticket purchases from the Internet, to the instant bet notifications. By storing millions of data in artificial intelligence from competitions; weekly, monthly and annual reports can be produced and personal information or competition-oriented betting tactics can be developed. According Sennaar, (2019) all these advantages are reflected in today's media and media outlets can benefit from artificial intelligence-oriented automations to reach customers interested in sports and increase revenue.

**Wearable Technology:** Organizations use IoT (Internet of Things) devices to increase performance by taking advantage of the data of athletes and teams. Opportunity to create a more efficient training with wearable technology awaits athletes (Sennaar, 2019).

On the other hand, Joshi (2019) states that everything that can be quantified can be predicted precisely by using data analysis and artificial intelligence. It is categorized under 4 titles as; the scouting and recruitment processes of the use of artificial intelligence in sports, training and performance analysis, health and form of athletes and sports publications.

**Scouting and Recruitment:** According Joshi (2019), although people when they are not measurable according to objective and numerical variables, performance can be studied quantitatively. Sports clubs establish information-processing (discovery) teams examine the performance data of individuals and make an analysis on the potential of the athlete. Among the performance data, not only the main factors of the sport such as the number of goals and baskets, but also much more complex variables are included.

By organizing this complex data with various algorithms, artificial intelligence offers exactly what is desired by the club's computing team. For example; a football club wants to include a football player who can pass quickly and well. Therefore, artificial intelligence offers the most ideal results by examining thousands of historical data. The artificial intelligence, which predicts the current and future potential of the player, gives an idea about the players which they will hire for the club.

Games like Football Manager are examples of artificial intelligence reflected in the game. This game, which has a very large data pool, can almost estimate the real-life potential of football players. It is observed that football players who are successful in the game are also highly successful in real life.

There are also sports science disciplines biomechanics and kinesiology involved in the application areas of artificial intelligence-based methodologies (Lapham and Bartlett, 1995; Bartlett, 2006). On the other hand, in the mobile coaching system, difficult goals are managed more quickly and results are achieved (Baca et al., 2010). These successful AI applications also include different movement evaluations of analytical studies in sports such as golf, baseball, football and basketball (Ghasemzadehet. Al., 2009), (Ghasemzadehet. Al., 2011), (Lamb et. Al., 2010; Bartlett and Lamb,

2011). In another study, more accurate solutions are presented with artificial intelligence sensors and cameras in swimming talent determination and dynamic system modelling (Silva et. Al., 2007).

**Training and Performance Analysis:** Coaches and analysts are based on different data according to the player's role in the team, while measuring the player's contribution to the team, states Joshi (2019). For example; while measuring the performance of defender (defence) and striker (attacker) in football, the variables they examine are different. Through artificial intelligence, a reciprocal connection is established between qualitative characteristics (height, weight, etc.) and quantitative variables (pass hit, ball possession rate, etc.). It is possible to estimate the qualitative value of the athlete by measuring these variables. Artificial intelligence can also be used to determine the tactics, strengths and weaknesses of the opponent while preparing for the match. In this way, the coach can create the game plan based on the evaluation of the opposing team, increasing the chances of his team to win. For example, a training scheme could be organized for target-oriented progress in the stable development of artificial intelligence elite biathlon athletes (Baca and Kornfeind, 2012). Some other developments according to the branches are the following:

- *In tennis;* whatever trainer can see positive and negative in his athlete, he conveys them to his athlete. Thus, he tries to correct his deficiency. Yet this situation is limited to the mistakes that he can observe in his player. It is not possible for the coaches to fully perceive and determine all the positive or negative characteristics of their players. For example, what is the player's pulse rate of every minute of the match? At which angle do the balls hit and at which point do they generally fall in the opponent's area? What are the actor's arm, wrist, and body angles? How are they stepping? What are the body angles of the player in strokes such as forehand, backhand, strike and serve? Artificial intelligence machines such as the hawk eye step in and give us such information, while many people may overlook where the ball hits the line. In addition, the camera attached to the tennis net pole during game, can accurately show whether the service and strike are inside or outside. (Mashinchi, 2020). Additionally, the ball throwing machines that throw balls of different intensity in different directions if there is no opponent in order to provide the tennis player with forehand and backhand development, acting as opponents.
- *In football;* the main products of artificial intelligence in football is VAR (Video Assistant Referee) system and goal technology systems applied with two goal posts and chip sensors placed on the ball. These systems provide great convenience to the referees by being activated in situations such as goals, offside, violent movements, penalties that the referees cannot see.
- *In athletics;* time measurements of athletes help to increase performance by intervening in many points such as wind speed, jump and jump intervals. With photocells, artificial intelligence machines can easily keep the seconds that people cannot.
- *In Baseball, Cricket, Golf, Fencing;* various applications can be made for player development by using smart phones and artificial intelligence. The numbers taken can be counted clearly. The chip placed on the baseball bat determines the angle and timing of the hit. Again, in baseball and cricket, the ball throwing machine can throw balls with the desired hardness (Barr, 2020).

**Athlete Health and Fitness:** Sports teams make extra efforts for the mental and physical well-being of the athlete. That's why players regularly go through physical tests. Measurements, MRI, x-ray, ultrasound, etc. collected in machines use AI to identify and treat injuries are important for athletes and trainers in determining the injury (www.technogym.com). According to Joshi (2019), by analysing various health variables and movements of the player in the test results, artificial intelligence can detect a possible injury caused by the player's fatigue or stress. Thus, the team's medical and healthcare teams can prevent injury by taking various precautions.

**Sports Broadcasts:** It is possible to access live broadcasts of almost all sports matches and competitions on TV or the internet. Artificial intelligence allows us to watch the match from an ideal angle by automatically choosing the right camera. Artificial intelligence systems can also identify the right opportunities to serve ads based on the excitement levels of the crowd in sports areas (Joshi, 2019).

Barlow and Sriskandarajah (2019) discuss the application areas of artificial intelligence covering the Sports Industry and its contribution to Sports Management in a broader framework as shown in following Figure 2.

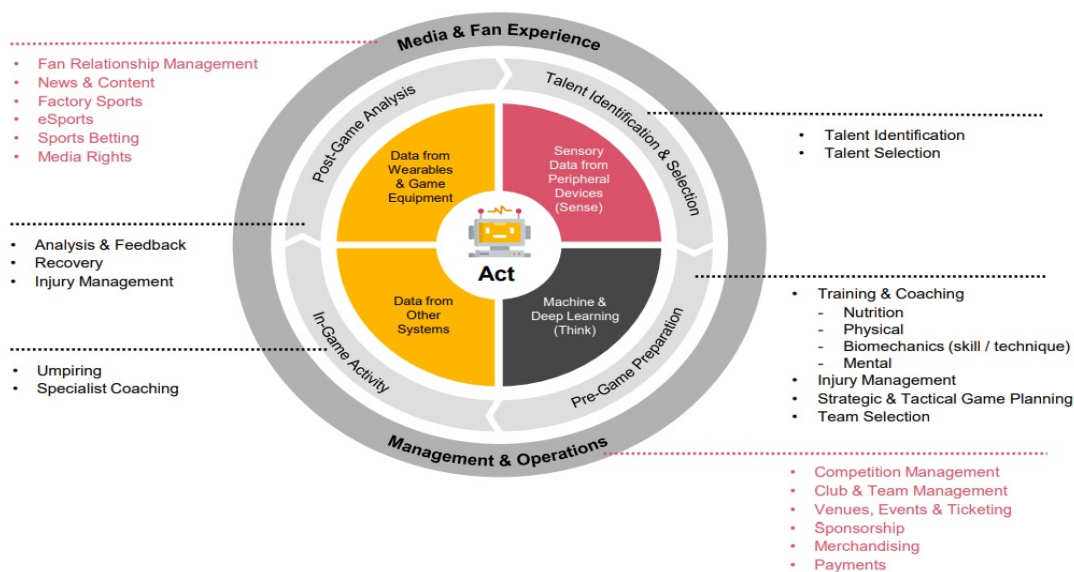


Figure 2. AI Technology Framework for the Sport Industry (Barlow and Sriskandarajah, 2019)

The diagram in Figure 2 above shows where artificial intelligence technology can be used in the sports industry. Here, the data is obtained from wearable devices and equipment during the game activity; by analysing and combining data obtained from peripheral devices such as video and pictures produced from games and training (in real time before or during the game), speech and texts filtered from stakeholders (fans, employees, customers, suppliers, etc.) and data obtained from other internal / external systems. It refers to an AI process that initiates or fully automates better and more efficient decision-making in order to minimize mistakes with task-defined machine and deep learning AI applications aiming to assist coaches, players and managers. (Barlow and Sriskandarajah, 2019).

### Future Dimension of Sport Under AI Influence

It is obvious that artificial intelligence is directing the future of human beings towards a completely different dimension. Almost all branches of science are interested and affected by studies on this subject. Sports sciences are also affected and transformed by the developments in this field, but today there is almost no scientific work in this domain. It seems possible that all layers, including the sports industry will be more deeply affected by artificial intelligence developments in the near future. From this point of view, we can assume that scientific studies in the field of sports will significantly affect the sports industry and its future. Even today, it is observed that some institutions and organizations (clubs, schools, etc.) and a large group of people employed in the sports sector (managers, trainers, athletes) benefit from artificial intelligence technologies that are still in beginning stage. Considering the speed of development and spreading of artificial intelligence we can say that a future for sports experiences of another dimension beyond today's sports awaits us. The future sports managers will perhaps move away from the classic manager and civil servant mentality and appear as a "designer" interested in the development of ethical, social skills and networks in sports clusters.

As explained before, Senaar (2019) states the artificial intelligence applications used in today's sports world under four main categories as chatbots, computer vision, automatic journalism and wearable technology. Joshi (2019) classify it under discovery & transfer processes, training & performance analysis, athlete health & form and sports publications titles. Today, it is possible to gather artificial intelligence under these headings in sports. However, considering that artificial intelligence is a technology that can collect data from every point including athlete and his clothing, opponent, playground and environment, its possibilities of learning, analyse and make prediction, the AI future offers more extensive opportunities. Here are the possible transformations that some basic elements around sports competitions will experience:

**Athletes:** They will benefit from professional and private life planning, physical characteristics development, match performance tracking, health, nutrition and success level predictions. In this regard, Claudino et al. (2019) conducts a study on the use of artificial intelligence in injury risk assessment and performance prediction in team sports; they conclude that these practices are mostly used to predict

injury risk and athlete performance in team sports. They state that the most used team sports of these applications are football, basketball, handball and volleyball. They also add that the use of artificial intelligence in team sports has a very promising future (Claudino et al., 2019). Particularly, the use of wearable technology by athletes as in the example of "precisionWEAR" allows them to obtain instant information about their performance levels, and they will be able to share this information with their surroundings (coach, manager, fans, etc.). When the athletes need to improve their performance or make a pre-match preparation, they will have the opportunity to train and compete by choosing their opponents in the virtual space similar to the reality with virtual reality technology as in the example of "ASGER". Other one similar example is with the headgear worn in boxing, development can be achieved by boxing with the virtual opponent. Turkish Ski Federation Ski Academy of Economic Simulators which began operating in Istanbul (2017) within the Education Business studies (TKF, 2017) can be indicated here as another current example.

**Trainers;** artificial intelligence technology offers important developments for the trainers. Thanks to this technology, the coaches will have an important assistant who supports them before, during or after the competition. Coaches can instantly scan from a large pool of the new skills that they will bring to their teams and they can easily access the development by more effective training programs that evaluate the qualitative and quantitative aspects of their players as a result of competition analysis made by AI. For example, it will be easier to plan training accordingly after learning at what point a player has a performance decrease. Artificial intelligence will also be able to provide real and predictive support from game editing, athlete evaluation and playback, strategy determination according to opponents, increasing the competition excitement for the audience.

**Referees;** today, referees benefit from some technological developments. Referee mistakes may occur especially in huge spectators' sports such as Football, Basketball, and Tennis, where intense supporter pressure is exposed. Nowadays, referee errors are tried to be minimized with applications such as "VAR" system in football. Artificial intelligence can make a very important contribution to this field. Today, refereeing is based rather on human perception. In the near future, information in the game field is expected to be presented by the analysis of data from dozens of sensors covering the competition area making it more accurate. In the beginning, AI will be a good assistant to the referees, but it will not be surprising to see that refereeing is done entirely by artificial intelligence afterwards.

**Fans, Betting Players;** Those interested in this area become an interactive consumer by experiencing the participation in the virtual competition (Hologram, Virtual reality, Augmented reality technology), path will be opened not only for viewing purposes, but perhaps expressing their ideas and expectations on the game (chatbot and other applications) and also making certain directions. In addition, enthusiasts who are interested in sports and make bets on this subject will also have the opportunity to make a prediction by using artificial intelligence applications. Maybe this will require different measures in the betting industry.

**Sports management;** whether it is at the club level or at the level of public institutions and organizations, artificial intelligence offers the opportunity to transition to an effective and efficient management. The use of artificial intelligence in sports management has the potential to transform or even eliminate bureaucratic correspondence and routine civil service. General duties in Sports Management stated by Ekmekçi (2013); most tasks such as record keeping, correspondence, public relations, community relations, marketing, sales, organization and information management can be delegated to AI. With the use of artificial intelligence in sports management, the tools, facilities, human and financial resources used in the field of sports will be brought together more efficiently and effectively to provide a better-quality sports service. Artificial intelligence will also offer top management for the opportunity to anticipate possible threats and opportunities.

**Sports Media;** artificial intelligence promises an autonomous broadcast and presentation in this area as well. Today there has been an improvement up to the "chatbots" used in marketing field and robot TV speakers that analyse videos. Therefore, with the adaptation of this technology to sports, we may have the opportunity to see the transition to an autonomous sports media in artificial intelligence management in the near future like Senaar (2019) has mentioned before. As a result, sports journalism and reporting are likely to be among the disappearing professions in the future.

**Sports Facilities and Venues;** it will stand out as the places where artificial intelligence applications take place the most. Since sports training and competitions take place in this area, these areas will be entangled with tens or even hundreds of sensors (Internet of Things) and the data filtered from these

places will be evaluated by artificial intelligence. It will be necessary to talk about smart facilities here. Sports venues specially defined for individuals or teams, facilities that can automatically adjust their temperature, lightness, cleanliness, safety, working and closing time will transform our future and our quality of life. In addition, by using hologram technology in the facilities, services can be provided from a distance for important competitions. Thus, the competitions can reach the local audience live without the need to travel long distances to watch a match.

As can be seen, it is possible to list the innovations and advantages of artificial intelligence technologies and applications for each element or task area of the sports industry and to put them into longer texts. In order to understand the effect of artificial intelligence on sports, it will be sufficient to limit the sports competition to the stakeholders surrounding it as above. To put it briefly; Artificial intelligence applications in sports will deeply affect the sport activity and its surrounding stakeholders. Thanks to artificial intelligence applications in sports, high-level organizations, activities and training diversity will be provided and this will realize an advantage to the future sport phenomenon. Even today, developments in information and communication technologies, data and information obtained from wireless network sensors, automatic analysis parameter measurements are the developments that can be easily achieved by trainers, athletes and hobbyists in professional and amateur sports using mobile phones, computers and other electronic measurement tools. (Novatchkov, 2013).

While talking about the advantages of artificial intelligence, we should not forget about the possible disadvantages. For example, some professions will transform and some will disappear, which is a disadvantage on employment. Yet the question to be asked here is if we leave the management in sports to artificial intelligence, to what extent can we have concepts such as ethics, morality and fair play in sports? How correct would it be to leave these values to the machines which people developed over many years? What will the artificial intelligence management, motivated only by the goal of winning bring to society? How will concepts such as "common sense", "good intention", "conscience", "aesthetics", "humanism" be affected and how can these values be preserved? Will artificial intelligence, which has entered in lives of sports and athletes more, make the sports competitions and activity that people enjoy and practice today meaningless? Is artificial intelligence threatening today's athlete profile? Such questions occur in the human mind.

Before we put an end to our study, it will be useful to share the news that Günyol (2020) compiled for Anadolu Agency, under the title "The age of half human, half robot entities is coming":

The new technology, which was started by the technology company Sony and enabled taking photographs and video recordings with a lens placed in the eye, had a great impact on the internet. The new lens, patented by Sony, will be activated according to the user's blinking movements and will be able to record photos and videos on demand.

Ben Goertzel, founder of SingularityNET, explain the inevitability of technology devices entering the human body; "imagine you have a daughter and all the other kids in the class are better than her. Because the brains of other children can connect directly to Google or the calculator and communicate with each other, your child is back between them. She has to do everything with outmoded methods and is unable to message her friends from brain to brain. The class teacher says that your daughter cannot be in this class anymore. What would you do in such a situation? Transhumanism is not an intellectual subject and becomes a necessity at this point and begins to come" used the expressions.

Tesla manager (CEO) Elon Musk states that the only way out of people being captured by computers will be a system where computers can combine with the human brain. Using the phrase "the scenario of merging with artificial intelligence is the best we have right now", Musk said that with the new brain implant he announced yesterday, the human brain can connect with machines. Musk emphasized that the only way of salvation for the human brain, which is thought to be left behind by the artificial intelligence, is a brain with a computer connection" (Günyol, 2020).

As can be seen, the combination and mutual interaction of artificial intelligence and some human organs is now mentioned. It is clear that the time has come for the cyborg (artificial beings) or transhuman individuals mentioned above. Günyol (2020) states that, developments in the field of artificial intelligence causing thought that robots will replace human beings, actually with the studies on transhumanism where is the robot-human mixture (cyborgs) of the future. In a world where people benefit from an unlimited pool of information based on artificial intelligence with nanochips, they are



guided and talk telepathically with other living and non-living devices. From the point of view of sport, it is clear that today's natural sports cannot be talked about, but rather technological sports (Technosport) will be discussed. Therefore, it would be appropriate to evaluate sports that are integrated with artificial intelligence under other concepts and categories such as "Technosport, Cyborsport etc.." for the protection of today's natural sports concept.

## CONCLUSION

From the concept of artificial intelligence in sports, it can be understood that all elements surrounding the sport and the athlete such as: equipment, team, club, institution, organization, media, facility, bureaucracy are programmed for the specific purpose and goals of sport organization. At this stage, when all these interconnected or non-interconnected elements remain in interaction and governance with each other and perform their duties and activities automatically, we can talk about a general artificial intelligence management in sports.

As a result, it is seen that artificial intelligence applications in sports can have positive and negative consequences on the sports industry. In the near future, if we want to make today's sports events sustainable and spectacular with the same excitement and enthusiasm, it will be necessary to keep the effect of artificial intelligence on athlete to a minimum level. Artificial intelligence will highlight the added feature rather than the skill of the athlete. From the other side, artificial intelligence can be the basic and most useful tool surrounding the sport and its events. By including AI to task of referee, broadcasting, supervising, security etc. it can contribute to the execution of sports competitions more regularly, punctually and accurately.

Considering that artificial intelligence may have an important function in sports competitions in the future, it may require some drastic measures, as in the current fight against doping, especially as it will create a fraudulent situation in the intervention of the athlete. In this regard, during today's transitional period of AI the national and international organizations already have important duties. In particular, it is hoped that the International Olympic Committee will assume certain obligations in this regard, due to its worldwide organization and global influence.

With this study, it has been tried to reveal the positive and negative effects that may rise in the sports sector by examining the sports dimension together with the artificial intelligence studies carried out today. In terms of the sustainability of today's sports, it is necessary to encourage original and qualified studies in areas that include artificial intelligence and the social dimensions of sports.

## PRACTICAL APPLICATION

Artificial intelligence and software studies that advance within the framework of ethical rules and prioritize human, animal and other lives should be supported.

## REFERENCES

- Adlassnig, K.P. (2002). Artificial-intelligence-augmented systems (Editorial). *Artificial intelligence in medicine*. 24(1), 1-4.
- Akinrobotics. (2020). Akıncı. Retrieved from: <https://www.akinrobotics.com/tr/hakkimizda>,
- Aksu, H. (2020). Türkiye Yapay Zeka İnisiyatifi (TRAI). Retrieved from: <https://turkiye.ai/yapay-zeka-etkisi-ara-kademe-yonetici-kalmayacak/>
- Altuntaş, E. & Çelik, T. (2020). Yapay Zeka. Retrieved from: <http://bagem.tripod.com/bagem/yz3.html>
- Aydın, İ. H., & Değirmenci, C. H. (2018). Yapay Zeka. İstanbul: Girdap Yayınları.
- Ayvaz, T. (2020). Deep learning, derin öğrenme nedir? Retrieved from: <https://www.mediatick.com.tr/blog/deep-learning-derin-ogrenme-nedir>.
- Baca, A., & Kornfeind, P. (2012) Stability analysis of motion pattern in Biathlon shooting. *Human Movement Science* 31(2), 295-302.
- Baca, A., Kornfeind, P., Preuschl, E., Bichler, S., Tampier, M., & Novatchkov, H. (2010). A server – based mobile coaching system. Sensors (Basel, Switzerland). <https://doi.org/10.3390/s101210640>.
- Barlow, A., & Sriskandarajah, S. (2019). Artificial intelligence application to the sports industry. Retrieved from: <https://www.pwc.com.au/industry/sports/artificial-intelligence-application-to-the-sports-industry.pdf>

- Barr, G. (2020). How artificial intelligence plays into the future of sports technology. Retrieved from: <https://www.sporttechie.com/artificial-intelligence-plays-future-sports-technology/>
- Bartlett, R. & Lamb, P. (2011). The use of artificial neural networks in studying movement coordination. In: Proceedings of 8th international symposium of the international association of computer science in sports. Shanghai, China. 22-33.
- Bengio, Y., LeCun, Y., & Hinton, G. (2015). Deep learning. *Nature journal*. 521 (7553), 436–444.
- Boddhu, S. K., & Gallagher, J. C. (2012). Qualitative functional decomposition analysis of evolved neuromorphic flight controllers. *Applied Computational Intelligence and Soft Computing*. (6). 1–21. <https://doi.org/10.1155/2012/705483>.
- Boston Dynamics. (2020). Spot. Retrieved from: <https://www.bostondynamics.com/about>,
- Bozdoğan, Z. (2015). Nesnelerin interneti için tasarım mimarisi. (Yüksek lisans tezi), Düzce Üniversitesi Fen Bilimleri Enstitüsü, Düzce 37.
- Claudino, J.G., Capanema, D.D., De Souza, T.V. et al. (2019). Current approaches to the use of artificial intelligence for injury risk assessment and performance prediction in team sports: a systematic review. *Sports Med – Open*. 5, 28. <https://doi.org/10.1186/s40798-019-0202-3>
- Ekmekçi, R. (2013). Spor yönetimi. Yayın no: 2883. Eskişehir: Anadolu Üniversitesi yayınevi.
- Elmas, Ç. (2003). Yapay sinir ağları. Ankara: Seçkin yayınevi.
- Ersoy, Ç. (2017). Robotlar, yapay zeka ve hukuk. İstanbul: Onikilevha Yayınları.
- Ghasemzadeh, H., & Jafari, R. (2011) Coordination analysis of human movements with body sensor networks: A signal processing model to evaluate baseball swings. *IEEE Sensors Journal* 11(3), 603-610.
- Ghasemzadeh, H., Loseu, V., & Jafari, R. (2009) Wearable coach for sport training: A quantitative model to evaluate wrist-rotation in golf. *Journal of Ambient Intelligence and Smart Environments*. 1, 1-12.
- Gültekin, Ö. (2006). Satranç ve yapay zeka tartışmalarındaki yeri, *Journal of Istanbul Kültür University*, 2006/3, 119-128.
- Günyol, A. (2020). Yarı insan, yarı robot varlıkların çağı geliyor. Anadolu Ajansı. Retrieved from: <https://www.aa.com.tr/tr/bilim-teknoloji/yari-insan-yari-robot-varliklarin-cagi-geliyor/1534954>
- Handley, L. (2020) Zhang Zhao artificial intelligence speaker. Retrieved from: <https://www.cnbc.com/2018/11/09/the-worlds-first-ai-news-anchor-has-gone-live-in-china.html>,
- Hanson Robotics. (2020). Sophia. Retrieved from: <https://www.hansonrobotics.com/sophia-2020/>
- Havelsan-1, (2020). Artırılmış Gerçeklik. Retrieved from: <https://www.havelsan.com.tr/innovation/yeni-teknolojiler/inovasyon-ar-ge/artirilmis-gerceklik/artirilmis-gerceklik>,
- Havelsan-2, (2020). ASGER. Available from: <https://www.havelsan.com.tr/sectorler/savunma-ve-guvenlik/kara/artirilmis-gerceklik/havelsan-asger>,
- IBM. (2020). Summit. Retrieved from: <https://www.ibm.com/ibm/responsibility/initiatives/activitykits/summit/>,
- Intel, (2020). Neuromorphic computing. Retrieved from: <https://www.intel.com.tr/content/www/tr/tr/research/neuromorphic-computing.html>,
- Joshi, N., (2019). Here's how A.I. will change the world of sports. Retrieved from: [https://www.forbes.com/sites/cognitiveworld/2019/03/15/heres-how-ai-will-change-the-world-of-sports/?fbclid=IwAR27gUj\\_p0t1byFDrwTQNBwX9YDn2OAtpfL3AGukZCmmUdkxiFkIPrZ\\_ung#18a13c3f556b/Translation:](https://www.forbes.com/sites/cognitiveworld/2019/03/15/heres-how-ai-will-change-the-world-of-sports/?fbclid=IwAR27gUj_p0t1byFDrwTQNBwX9YDn2OAtpfL3AGukZCmmUdkxiFkIPrZ_ung#18a13c3f556b/Translation:) Çakmak, S. Retrieved from: <http://inovasyon101.com/yapay-zeka-spor/>
- Karaduman, T. (2019). Yapay zekâ uygulama alanları. Retrieved from: [https://www.academia.edu/16703256/Yapay\\_zeka\\_makale\\_09\\_06](https://www.academia.edu/16703256/Yapay_zeka_makale_09_06), 1-11.
- Kolbjornsrud, V., Amico R., & Thomas, R. (2016). How artificial intelligence will redefine management. *Harvard Business Review*. 2, 1-6.
- Köroğlu, Y. (2017). Yapay Zeka'nın teorik ve pratik sınırları. 6. Evrim, Bilim, ve Eğitim Sempozyumu. İstanbul.
- Korucu, A, T. (2007). Bulanık mantık problemleri için türkçe görsel bir arayüz tasarımı. (Yüksek Lisans Tezi), Selçuk Üniversitesi, Konya.
- Lamb, P., Barlett, R., & Robins A. (2010). Self-Organising Maps: An Objective Method for Clustering

- Complex Human Movement. *International Journal of Computer Science in Sport*, 9(1), 20-29.
- Lapham, A. & Barlett, R. (1995). The use of artificial intelligence in the analysis of sports performance: A review of applications in human gait analysis and future directions for sports biomechanics. *Journal of Sport Sciences*, 13, 229-237.
- Larousse. (2020). Definition de transhumanizm. Retrieved from: <https://www.larousse.fr/dictionnaires/francais/transhumanisme/188207>,
- Lexique. (2020). Definition de transhumanizm. Retrieved from: <http://www.psychomedia.qc.ca/lexique#lexicon-tacite>,
- Mashinchi, J. (2020). How AI can help improve sports performance. Retrieved from: <https://www.cambridge-design.com/news-and-articles/blog/how-ai-can-help-improve-sports-performance>
- Musk, E. (2019). An integrated brain-machine interface platform with thousands of channels. Retrieved from: <https://www.biorxiv.org/content/10.1101/703801v4.full.pdf>,
- Novatchkov, H., & Baca, A. (2013). Artificial intelligence in sports on the example of weight training. *Journal of sports science & medicine*, 12(1), 27–37.
- Pirim, H. (2006). “Yapay Zeka”, *Journal of Yaşar University*. 1(1), 81-93.
- Roy, B. (2019). How the application of artificial intelligence (AI) and machine learning (ML) impacting sports. Retrieved from: <https://towardsdatascience.com/ai-augmented-sports-revolution-5c0727ba7004>,
- Say, C. (2018). 50 soruda yapay zeka. İstanbul: 7 Renk Basım Yayın.
- Sennaar, K. (2019). Artificial intelligence in sports – current and future applications. Retrieved from: <https://emerj.com/ai-sector-overviews/artificial-intelligence-in-sports/>
- Siddiqui, A. (2017). Altra Torin IQ smart shoes – your running coach. Retrieved from: <https://www.sportswearable.net/altra-torin-iq-smart-shoes-running-coach/>
- Siddiqui, M. (2020). PrecisionWEAR: The A.I. run sports wearable. Retrieved from: <https://www.sportswearable.net/precisionwear-i-run-sports-wearable/>
- TDK. (2020). Zeka nedir? Retrieved from: <https://sozluk.gov.tr>.
- Technogym. (2020). Future sport. Retrieved from: <https://www.technogym.com/int/newsroom/future-sport/>
- TKF. (2017). Kayak akademisi - simülörlü eğitim. Retrieved from: <https://www.tkfayakademisi.com/simulatorlu-egitim.html>,

#### CITATION OF THIS ARTICLE

Atasoy, B., Efe, M., & Tatal, V. (2021). Towards the Artificial Intelligence Management in Sports. *International Journal of Sport, Exercise & Training Sciences - IJSETS*, 7(3), 100–113. Doi: 10.18826/useeabd.845994



## The effect of score components on total score in the Group All-Around Ranking of 1<sup>st</sup> Rhythmic Gymnastics Junior World Championships

Emine KUTLAY<sup>1</sup>, Pınar TATLIBAL<sup>2</sup>, Onur ORAL<sup>3</sup>

### Abstract

**Aim:** The analysis of the score components that affect the result in rhythmic gymnastics group (RGG) routines can guide the decisions to be made in the future evaluation and competition rules, and the physical preparation of the coaches and athletes. The aim of the study was to determine the effect of total score components on total score in the Group All-Around Ranking-Apparatus Qualification of 1<sup>st</sup> Rhythmic Gymnastics Junior World Championships (WCh), which was organized for the first time in 2019, Moscow, Russian Federation.

**Methods:** In this study, 455 components of a total of 65 group routines were analyzed in 5 hoops (33 countries) and 5 ribbons routines (32 countries). Descriptive statistics and linear regression analysis were used for all score components.

**Results:** In 5 hoops and 5 ribbons routines, the effect of D<sub>1-2</sub> scores on DTS was 91% and 81%, the effect of D<sub>3-4</sub> scores on DTS was 99% and 95%, the effect of DTS on TS was 98% and 98% respectively, also in the E score components, the effect of deduction E<sub>1-2</sub> scores on TS was 93% and 95%, the effect of deduction E<sub>3-4-5-6</sub> scores on ETS was 88% and 99%, the effect of ETS on TS was 94% and 97% respectively ( $p < 0.001$ ). In both routines, the effect of DTS on TS was more than ETS. It was determined that the effects of D<sub>1-2</sub> and D<sub>3-4</sub> components on DTS in 5 hoops routines were higher than in 5 ribbons routines and the most effective subcomponent on DTS was D<sub>3-4</sub>. In the 5 ribbons routines, the effect of ETS was observed to be higher than the 5 hoops routines.

**Conclusion:** A good balance to be established between the score components is important for the integrity of composition. The predominance of one component can disrupt the beauty of unity.

### Keywords

Group routines,  
Score analysis,  
Ribbon,  
Hoop,  
Composition score,  
Execution

### Article Info

Received: 01.09.2021

Accepted: 05.10.2021

Online Published: 06.10.2021

DOI: 10.18826/useeabd.1001903

## INTRODUCTION

Rhythmic gymnastics (RG) is a choreographic gymnastics discipline with artistic elements that requires the use of the body and apparatus with musical accompaniment. Competitions are held as individual (RGI) and group (RGG). While the first RGI WCh were held in Budapest in 1963, it became the second official discipline of the RGI International Gymnastics Federation (FIG) in the same year. RGG competitions, on the other hand, took place for the first time in the Olympic Games held in Atlanta in 1996 ("Gymnastics disciplines"). In RGG, two types of competitions are held: the Group All-Around Ranking-Apparatus Qualification and the Group Apparatus Final. Each team / country presents two routines (1 type of apparatus and 2nd apparatus in the junior category) (Federation Internationale De Gymnastique (FIG), 2017) and the five gymnasts presenting the routines work in a team spirit. In the Group All-Around Ranking-Apparatus Qualification, the final scores of each presented exercise are summed up and the top three groups with the highest scores receive an award. Also, In the Group All-Around Ranking-Apparatus Qualification, the first eight successful groups of each exercise in this competition then participate in the Group Apparatus Final. In the final competition, the three groups with the highest points in each series receive an award.

The Code of Points (CoP) is determined by the FIG and is updated every Olympic cycle. For this reason, the CoP is considered a factor as important as it is fundamental to the inner logic of the sport or strategy (the gymnast's possibilities for interaction with space, time, apparatus, compatibility with other gymnasts and criteria of success or failure) when creating competition exercises and training planning (Ávila-Carvalho, Klentrou, & Levre, 2012; Massidda & Calò, 2012; Leandro, Ávila-Carvalho, Sierra-Palmeiro, & Bobo Arce, 2017). The preparation of a group requires a more comprehensive and difficult design than the preparation of an individual gymnast, but it also provides a visual feast for the spectators. It is important for an effective and good composition that the gymnasts in the group have the technique of body and apparatus elements close to each other. A perfect harmony is observed between the movements of the group (simultaneously or in very rapid succession, canon, contrast, all 5 gymnasts together or in subgroups, with a variety of traveling, directions and formations, with possible lifting of one or several gymnasts). The harmony of movement difficulties with music is also extremely important.

RG performances are evaluated according to criteria set by the FIG-RG Technical Committee. Gymnastics is a sport that can be evaluated subjectively, but an extraordinary effort is made both institutionally and individually for an objective evaluation. In RGG, difficulty (D) judges have two subgroups, D1-2 judges evaluate BD (body difficulty) [BD (difficulty without exchanges), ED (difficulty with exchanges), S (dance steps combinations)], and D3-4 judges evaluate AD (apparatus

The role and contributions of each authors as in the section of IJSETS Writing Rules "Criteria for Authorship" is reported that: 1. Author: Contributions to the conception or design of the paper, data collection, statistical analysis, interpretation of the data, writing of the paper; 2. Author: Design of the paper, writing of the paper, statistical analysis; 3. Author: Contributions to the conception of the paper, final approval of the version to be published paper;

<sup>1</sup>Corresponding Author: Ege University Faculty of Sport Sciences, İzmir/Turkey [emine.kutlay@ege.edu.tr](mailto:emine.kutlay@ege.edu.tr) ORCID ID: 0000-0002-6999-5961

<sup>2</sup>Dokuz Eylül University Necatı Hekkon Faculty of Sport Sciences, İzmir /Turkey, [pınar.tatlibal@deu.edu.tr](mailto:pınar.tatlibal@deu.edu.tr) ORCID ID: 0000-0002-3158-6468

<sup>3</sup>Ege University, Faculty of Sports Sciences İzmir/Turkey, [onur.oral@ege.edu.tr](mailto:onur.oral@ege.edu.tr) ORCID ID: 0000-0001-9117-6359

difficulty) [R (dynamic elements with rotation), C (collaborations)]. Execution (E) judges have two subgroups, E1-2 judges evaluate artistic faults and E3-4-5-6 evaluate technical faults. The final D-score is calculated as sum of the D1-2 and D3-4, (indicated in the competition results as BD and AD, respectively). The final E-score is calculated as sum of the EA and ET deductions are subtracted from 10.00 points. The total score is determined by adding the D and E scores. If any, line, time, and coordinator judge's deductions can also be applied, and these deductions are subtracted from the gymnast's total score (FIG, 2017). In evaluation, these different judge tasks (perspectives) complement each other for the final score. While the D score consisting of body and apparatus difficulties was at most 10.00 points in 2017, this upper score limit was removed with the updates made in CoP on 1st of February 2018. This encouraged coaches to score higher on the D components. In RGG the length of each exercise is from 2'15" to 2'30". As in RGI, trends towards increasing the score to be obtained per unit time have started in RGG. Although it is important to design and present lasting and memorable compositions in the minds, there have been increases in BD and ED values, especially in the number and values of collaborations.

There have been performance and score analysis studies on individual and group routines in the literature (Ávila-Carvalho et al., 2012a; Leandro et al., 2017; Ávila-Carvalho, Palomero, Klentrou, & Lebre, 2012b; Kutlay, & Yardımcı, 2007; Agopyan, 2014; Örs, 2020; Ávila-Carvalho, Leandro, & Lebre, 2009; Ávila-Carvalho, & Lebre, 2011), but there are fewer studies on group routines (Ávila-Carvalho et al., 2012a; Ávila-Carvalho et al., 2012b). Studies on competition analysis can guide future decisions and preparation of gymnasts. The aim of the study was to determine the effect of total score components on total score in the Group All-Around Ranking-Apparatus Qualification of 1st Rhythmic Gymnastics Junior World Championships.

## METHOD

### Participants

From 33 countries, 185 elite gymnasts (13, 14 and 15 years old) participated at the Group All-Around Ranking-Apparatus Qualification of 1st RG Junior World Championships (WCh), 2019, Moscow, Russian Federation. 33 countries / groups competed in the 5 hoops routines; 32 countries / groups competed in the 5 ribbons routines (N=65 routines in total). 455 scores of group routines competed were analyzed.

### Procedure

The group routines' official competition scores were reached from the results book of 1st RG Junior World Championships (WCh) that are published in the FIG's official web page ("Gymnastics events"). The terms used in the RGG judges' panels were considered in the definitions (D1-2, D3-4, E1-2, E3-4-5-6) of the score components (FIG, 2017). For each routines, (5 Hoops and 5 Ribbons), research data of BD (body difficulty) / D1-2 [BD (difficulty without exchanges), ED (difficulty with exchanges), S (dance steps combinations)] and AD (apparatus difficulty) / D3-4 [R (dynamic elements with rotation), C (collaborations)], difficulty (D); execution artistic (EA / E1-2), execution technic (ET / E3-4-5-6), execution (E); and total scores (TS) of junior group routines were analyzed. For each routine, D1-2 and D3-4 scores are added together and DTS is determined. Execution artistic and execution (E1-2, E3-4-5-6) technic' deduction scores are added up and subtracted from 10.00 points, and ETS is determined. TS is obtained by adding the DTS and ETS scores (FIG, 2017).

### Statistical analysis

SPSS 22.0 (SPSS Inc., Chicago, IL) program was used for statistical analysis of the study. For both routines (5 Hoops and 5 Ribbons), the effects of difficulty subgroup scores (D1-2, D3-4) on difficulty total scores (DTS) and execution subgroup deduction scores (E1-2, E3-4-5-6) on execution total scores (ETS) were determined. Likewise, the effects of DTS and ETS on total scores (TS) were determined. Mean  $\pm$  Standard Deviation, minimum and maximum values were given as descriptive statistics of score components. Linear regression analysis was used for these analyses. Significant level was set at  $p < 0.05$ .

## RESULTS

The descriptive statistical analysis of the 5 hoops and 5 ribbons routines' score components (DTS, D1-2, D3-4, ETS, E1-2, E3-4-5-6, and TS) are given in Table 1, 2. According to the tables, 5 hoops routines score components' means, maximum and minimum values are higher than ribbon routines scores (E1-2 and E3-4-5-6 excluding deduction points).

**Table 1.** Descriptive Statistics of the 5 hoops routines.

Score Components n= 33	$\bar{X} \pm SS$	min value	max value
DTS	12.1 $\pm$ 2.80	6.50	18.2
D <sub>1-2</sub>	4.50 $\pm$ 0.75	2.70	6.20
D <sub>3-4</sub>	7.63 $\pm$ 2.14	3.70	12.2
ETS	5.91 $\pm$ 1.42	2.58	8.70
E <sub>1-2</sub> (deduction score)	-1.49 $\pm$ 0.63	-2.90	-0.50
E <sub>3-4-5-6</sub> (deduction score)	-2.52 $\pm$ 1.10	-4.53	-1.40
TS	18.0 $\pm$ 4.09	9.68	26.9

n; Number of groups, DTS; D total score, D1-2; BD score, D3-4; AD score, ETS; E total score, E1-2; EA deduction score, E3-4-5-6; ET deduction score, TS; total score

**Table 2.** Descriptive Statistics of the 5 ribbons routines.

Score Components n= 32	$\bar{X} \pm SS$	min value	max value
DTS	9.66 ± 1.87	6.10	14.1
D <sub>1-2</sub>	3.84 ± 0.73	2.00	5.90
D <sub>3-4</sub>	5.82 ± 1.35	3.10	8.50
ETS	5.12 ± 1.55	1.90	8.55
E <sub>1-2</sub> (deduction score)	-1.38 ± 0.42	-2.10	-0.40
E <sub>3-4-5-6</sub> (deduction score)	-3.50 ± 1.16	-6.00	-1.05
TS	14.7 ± 3.38	7.60	22.7

n; Number of groups, DTS; D total score, D1-2; BD score, D3-4; AD score, ETS; E total score, E1-2; EA deduction score, E3-4-5-6; ET deduction score, TS; total score.

For the 5 hoops and 5 ribbons routines, the Linear Regression analysis of the score components are shown in Table 3, 4. In Linear Regression analysis, in 5 hoops and 5 ribbons routines, the effect of D1-2 scores on DTS is 91% and 81%. The effect of D3-4 scores on DTS is 99% and 95%. The effect of DTS on TS was 98% and 98% respectively ( $p < 0.001$ ).

**Table 3.** The Linear Regression Analysis of the effect of score components in the 5 hoops routines.

Score Components n= 33		B	t	F	R <sup>2</sup>
D <sub>1-2</sub>	→ DTS	0.91*	12.16	147.89	0.83
D <sub>3-4</sub>	→ DTS	0.99*	37.51	1407.3	0.98
DTS	→ TS	0.98*	29.89	518.39	0.97
E <sub>1-2</sub> (deduction score)	→ ETS	0.93*	13.85	191.87	0.86
E <sub>3-4-5-6</sub> (deduction score)	→ ETS	0.88*	10.12	102.47	0.77
ETS	→ TS	0.94*	15.05	226.63	0.88

n; Number of groups, B; Beta, D1-2; BD score, DTS; D total score, D3-4; AD score, TS; total score, E1-2; EA deduction score, ETS; E total score, E3-4-5-6; ET deduction score, TS; total score. \* $p < 0.001$ .

**Table 4.** The Linear Regression analysis of the effect of score components in the 5 ribbons routines.

Score Components n= 32		B	t	F	R <sup>2</sup>
D <sub>1-2</sub>	→ DTS	0.81*	7.58	57.510	0.66
D <sub>3-4</sub>	→ DTS	0.95*	16.39	268.65	0.90
DTS	→ TS	0.98*	28.80	829.26	0.97
E <sub>1-2</sub> (deduction score)	→ ETS	0.95*	16.53	273.28	0.90
E <sub>3-4-5-6</sub> (deduction score)	→ ETS	0.99*	47.87	2291.1	0.99
ETS	→ TS	0.97*	23.24	540.22	0.95

n; Number of groups, B; Beta, D1-2; BD score, DTS; D total score, D3-4; AD score, TS; total score, E1-2; EA deduction score, ETS; E total score, E3-4-5-6; ET deduction score, TS; total score. \* $p < 0.001$ .

## DISCUSSION

RG skills are very complex. Although they include techniques of body movements and apparatus, they are also including fitness, graceful and artistic presentation. Most of the skills necessary for successful competitive compositions take a gymnast a long time to learn and master (Jastrjemskaia, & Titov, 1999). The creation of choreographies of RG, which is a multi-component sports branch, also requires extreme diligence. The analysis of the competition results (subgroup scores that make up the result score) can guide the future decisions and the preparations of the athletes. The popularity of RGG competitions is gradually increasing and it is thought that this analysis study, which is based on the results of the WCh organized for the first time in the junior category, will contribute to the literature.

Especially in the last three Olympic cycles, FIG has made many changes to the CoP to encourage the development of the sports branch ("Gymnastics rules"). To understand the competitive model and performance in the RG, several studies have analyzed the composition of both individual and group competition routines (Ávila-Carvalho et al., 2012a; Ávila-Carvalho et al., 2012b, Kutlay, & Yardımcı, 2007; Agopyan, 2014; Örs, 2020; Ávila-Carvalho et al., 2009; Ávila-Carvalho, & Lebre, 2011, Trifunov, & Slovodanka, 2013). Leandro et al. (2015) point out that the updates to the code of points are directed toward increasing the complexity of the interaction between the gymnast and the apparatus in the routines, either through an increase in a number of elements or the degree of coordination difficulty (Leandro, Ávila-Carvalho, Sierra-Palmeiro, & Bobo Arce, 2015). In addition, changes to the CoP significantly affect the performance of gymnasts who need to change their training and learn possible new technical elements (Sierra-Palmeiro, Bobo-Arce, Pérez-Ferreirós, & Fernández-Villarino, 2019). Creative new movements and new connections also make a dynamic contribution to the development of this sport.

According to the descriptive statistics of this study, 5 hoops routines score components' means, maximum and minimum values were higher than ribbon routines scores (E1-2 and E3-4-5-6 excluding deduction points) (Table 1, 2). The characteristics of the specific apparatus might affect the number of possible ways for the gymnasts to interact with the apparatus (Leandro et al., 2015). In RG, apparatuses are divided into two as rigid (hoop, ball, and clubs), and soft (ribbon and rope) in terms of their structural features (Jastrejevskaya, 1995). The length of the ribbon device for the junior category is 5 meters. The shapes drawn

by the ribbon in space should be clear when performing movement difficulties. If this is not achieved, execution deductions are made, and even the body difficulties made at the same time in major execution mistakes are not counted. Because to be considered a body difficulty, the apparatus must be used with fundamental and non-fundamental technical movements and with the desired features (RG-CoP). Therefore, there is a high probability of mistakes in the technical use of the ribbon. The ribbon apparatus may be more difficult to control than the hoop apparatus while performing the required difficulties and the designed composition. The major change in the basic technique of the apparatus (0.30 or more technical errors) and each incorrect body position (with a 0.50 technical execution penalty) adversely affect the DTS. These difficulties increase even more when there are five gymnasts in the competition at the same time. The reasons mentioned may explain the lower DTS, ETS and TS means in ribbon routines.

In general, in the official competition results, there are BD (unchanged), ED, and S in the scores indicated as BD, and R and C in the scores indicated as AD. In each group routine in the junior category, a minimum of 3 BD (unchanged), a minimum of 3 ED, a minimum of 2 S is required for the D1-2 score; a maximum of 1 R and a minimum of 4 C are required for the D3-4 score. There is a limit in R, but groups can perform more than 4 C (FIG, 2017). Although the score components are different from each other in perspective, they have internal dynamics that affect each other. Eg. dance step combination is one of the components emphasizing the artistic value of the routines, where the gymnasts reveal their style.

In Linear Regression analysis, in 5 hoops and 5 ribbons routines, the effect of D1-2 scores on DTS was 91% and 81%, the effect of D3-4 scores on DTS was 99% and 95%, the effect of DTS on TS was 98% and 98% respectively in this study ( $p < 0.001$ ) (Table 3, 4). In line with the results, the effect of D1-2 and D3-4 components on DTS was higher in the 5 hoops routines than in the 5 ribbons routines. It was determined that D3-4 had a high effect on DTS in the 5 hoops routines compared to D1-2 ( $p < 0.001$ ) (Table 3, 4). It is thought that the high effect of D3-4 on the total score may be due to the increase in the number of C. The tendency to increase the number of C in routines can increase the score that can be obtained per unit time by affecting both the DTS and the TS. However, the effect of DTS on TS was similar in both apparatus (5 hoops and 5 ribbons) routines. This shows that gymnasts can perform apparatus and body difficulties much better in 5 hoops routines. The structural features of the ribbon apparatus and the difficulties of using it in routines have been mentioned before. These reasons show why it can affect DTS less in 5 ribbon routines. Ávila-Carvalho and Lebre (2011) showed that routines evolved to increase the difficulty and variety in body movements, to a higher technical mastery and enrichment in the use of apparatus. The number of technical movements has increased for all apparatus. This also shows that the effect of apparatus skills on the final score and the coordination between apparatus use and body are increased (Tsopani, Dallas, Tasika, & Tinto, 2012). Our study results seem to be compatible with this information in this literature.

In RGG, body and apparatus elements are tried to perform with aesthetic and technical perfection. All deviations from correct performance are considered EA or ET faults. In EA, unity of composition-music and movement (guiding idea: character, connections, rhythm, dynamic changes), body expression and variety (formations, exchanges, organization of the collective work, directions and travelling, apparatus elements) are evaluated (FIG, 2017). In our study, in 5 hoops and 5 ribbons routines, the effect of E1-2 deduction scores on ETS was 93% and 95%, the effect of E3-4-5-6 deduction scores on ETS was 88% and 99%, the effect of ETS on TS was 94% and 97% respectively ( $p < 0.001$ ) (Table 3, 4). Fewer technical mistakes can generally have a positive impact on the EA score. In addition, E3-4-5-6 scores are also significantly affected by the mistakes of the gymnasts (eg. basic technique of body and apparatus, synchronization, formations, collision, loss of apparatus, crossing of the boundary of the floor area by the apparatus or one or two feet or by any part of the body or any apparatus leaving the floor area, trajectory, all body and apparatus deviations, etc.) (FIG, 2017). The difficulty of using the ribbon apparatus can bring technical and artistic faults. In our study, it was observed that the effect of the E1-2 and E3-4-5-6 components of the 5 Ribbons routines on ETS was higher than the 5 hoops routines.

There may sometimes be differences between the scores of a gymnast or group with more variety (with more risk of making mistakes), with good technique, and the scores of a group with less variety and good technique. More clear interpretations can be made by increasing the number of studies examining the causes of the effects. The difficulty levels of elite gymnasts are close to each other. It may be the artistic components of the routines that distinguish the routines from each other and determine the level. Eg. in the final competitions, it is seen that the levels of the eight groups are close to each other, but the ranking is determined by the difference in the execution points. In body and apparatus movements, technique, mastery, use of music, impressiveness, creativity, and perfection affect the execution scores. Although there were no big differences in the effects of some score components in this study, these effects may increase or decrease depending on the nature of the competitions or the level of the gymnasts.

In RG, all kinematic, dynamic, and rhythmical characteristics of exercise (spatial, time, spatial temporal) technique and elements of body movements are emphasized (Jastrejskaya, 1995). The ability to make a good artistic impression is one of the important attributes a gymnast must acquire. Perfect aesthetics colors compositions with emotion, making them expressive. How closely related are aesthetics to technical mastery? It is possible for the gymnast who possesses a lower degree of technical mastery to make a good artistic impression or vice versa. Certainly, aesthetics depends on technical mastery (Jastrjemskaia, & Titov, 1999). The main reason for the success in the RG competition is the capacity to perform the series with high-level body elements and apparatus technique, perfect execution, in accordance with the character and rhythm of the music, adhering to the principle of originality and variety (Leandro, Ávila-Carvalho, Sierra-Palmeiro, & Bobo Arce, 2016). Ferreirinha, Carvalho, CôteReal, & Silva (2011) states that it is important to know the features of the competition routines and the details about the specificity of their components to determine the training models.

The values of the movements can be increased with additional criteria (eg. without hands or out of the visual) in ED, R, and C in RGG routines. However, these possibilities may be more in C. In this regard, analysis studies of C values (the values of each C formed by the criteria) and numbers are also needed. In addition, the analysis of the relationship between the intensity of routines and the ETS and its components can be investigated in the future and contribute to the literature.

For different and expressive compositions, coaches, choreographers, and gymnasts tend to find new body and apparatus difficulties and movement connections. These searches for creativity and variety may also create some changes in the rules and this situation provides a dynamic contribution to the development of RGG.

In this study, only one competition score analysis was made. The score components and performance analyzes to be made in the competitions in which many gymnasts and groups participate (every World and European Championships) can make important contributions to the decisions to be taken and guide the preparations of the athletes and coaches.

## CONCLUSION

As a result, in both routines, the effect of DTS on TS was more than ETS. It was determined that the effects of D1-2 and D3-4 components on DTS in 5 hoops routines were higher than in 5 ribbons routines and the most effective subcomponent on DTS was D3-4. In the 5 ribbons routines, the effect of ETS was observed to be higher than the 5 hoops routines. Each score component is important for a good performance. The dominance of one component can disrupt the beauty of integrity.

## PRACTICAL APPLICATION

It is thought that the balance to be established between the score components that determine the total score can contribute to the integrity of the composition.

## REFERENCES

- Agopyan, A. (2014). Analysis of body movement difficulties of individual elite rhythmic gymnasts at London 2012 Olympic games finals. *Middle - East Journal of Scientific Research*, 19(12), 1554–1565.
- Ávila-Carvalho, L., Klentrou, P., and Lebre, E. (2012a). Handling, throws, catches and collaborations in elite group rhythmic gymnastics. *Science of Gymnastics Journal*, 4, 37–47.
- Ávila-Carvalho, L., Leandro, C., Lebre, E. (2009) *Portimão Rhythmic Gymnastics World Cup. Scores analysis*. Book of abstracts of the 16th Annual Congress of the European College of Sport Science. Liverpool 2011; pp. 579-80.
- Ávila-Carvalho, L., Lebre, E. (2011). Estudio del valor artístico de los ejercicios de conjunto de Gimnasia Rítmica de la Copa del Mundo de Portimão 2007 y 2008. Apuntes. *Educación Física y Deportes*. 2011, n.º 103. 1.er trimestre, pp. 68-75. ISSN-1577-4015.
- Ávila-Carvalho, L., Palomero, MdL., Klentrou, P., and Lebre, E. (2012b). Analysis of the technical content of elite rhythmic gymnastics group routines. *The Open Sports Sciences Journal*, 5, 146–153.
- Federation Internationale De Gymnastique (FIG), (2017). *Code de pointage GR 2017-2020*, Version mise à jour valable dès le 1er février 2018.
- Ferreirinha, J., Carvalho, J., CôrteReal, C., & Silva, A. (2011). *Evolução do Valor Real de Dificuldade dos Exercícios de Paralelas Assimétricas de Ginastas de Elite nos Últimos Ciclos Olímpicos*. In FGP (Ed.), *Da Prática à Ciência*. Artigos do 2º e 3º Congresso de FGP (pp. 71-78). Lisboa.
- Gymnastics disciplines. Access address: <https://www.gymnastics.sport/site/pages/disciplines/hist-rg.php>, date of access 26 Jan 2021.
- Gymnastics events. Access address: <https://www.gymnastics.sport/site/events/searchresults.php>, date of access 15 Jun 2021.
- Gymnastics rules. Access address: <https://www.gymnastics.sport/site/rules/#5>, date of access 15 Jun 2021.
- Jastrejevskaya, N., (1995). *Rhythmic Sportive Gymnastics Theory and Practice*, FIG, p 140.
- Jastrjemskaia, N., Titov, Y. (1999). *Rhythmic Gymnastics*, Human Kinetics, p 127-192.
- Kutlay, E., Yardımcı, S. (2007). *Analysis of Individual Competition Forms in Rhythmic Gymnastics*, 4th International Mediterranean Sport Sciences Congress, 9-11 Kasım, Antalya/Türkiye.
- Leandro, C., Ávila-Carvalho, L., Sierra-Palmeiro, E., and Bobo Arce, M. (2017). Judging in rhythmic gymnastics at different levels of performance. *Journal of Human Kinetics*, 60, 159–165. doi: 10.1515/hukin-2017-0099.
- Leandro, C., Ávila-Carvalho, L., Sierra-Palmeiro, E., and Bobo Arce, M. (2015). Accuracy in judgment the difficulty score in elite rhythmic gymnastics individual routines. *Science of Gymnastics Journal*. 7, 81–93.
- Leandro, C., Ávila-Carvalho, L., Sierra-Palmeiro, E., and Bobo Arce, M. (2016). Technical content of elite rhythmic gymnastics. *Science of Gymnastics Journal*, 8(1), 85 – 96.
- Massidda, M., and Calò, M. C. (2012). Performance scores and standings during the 43rd artistic



- gymnastics world championships, 2011. *Journal of Sports Sciences*, 30, 1415–1420. doi: 10.1080/02640414.2012.710759.
- Örs, B. S. (2020). The effect of difficulty and execution scores on total ranking during 2019 Rhythmic Gymnastics World Championships. *African Educational Research Journal*, Special Issue 8 (1), 37-42.
- Sierra-Palmeiro, E., Bobo-Arce, M., Pérez-Ferreirós, A., & Fernández-Villarino, M. A. (2019). Longitudinal Study of Individual Exercises in Elite Rhythmic Gymnastics. *Frontiers in psychology*, 10, 1496. <https://doi.org/10.3389/fpsyg.2019.01496>.
- Trifunov, T., and Slovodanka, D. (2013). The structure of difficulties in the routines of the best world and Serbian rhythmic gymnastics. *Fizička Kultura*, 67, 120–129. doi: 10.5937/fizkul1302120t.
- Tsopani, D., Dallas, G., Tasika, N., & Tinto, A. (2012). The effect of different teaching system in learning rhythmic gymnastics apparatus motor skills. *Science of Gymnastics Journal*. 4, 55–62.

#### CITATION OF THIS ARTICLE

Kutlay, E., Tatlıbal, P. & Oral, O. (2021). The effect of score components on total score in the Group All-Around Ranking of 1st Rhythmic Gymnastics Junior World Championships. *International Journal of Sport, Exercise & Training Sciences - IJSETS*, 7(3), 114–119. Doi: 10.18826/useeabd.1001903