

TEKNİK DERGİ (TECHNICAL JOURNAL) PUBLICATION STATISTICS

Teknik Dergi (Technical Journal), the open access scientific and technical journal of TMMOB Chamber of Civil Engineers, publishes articles reflecting original research studies and novel contributions to practice of civil engineering.

Initially, only Turkish articles were accessible in print. In 2004 "online" access was also made available. Starting from 2017 on all articles accepted for publication have been assigned DOI. Thus, the accepted articles became effectively published. In 2018, in order to increase international recognition, two fundamental statutory changes were made. Since then, Technical Journal is bilingual and publishes six issues per year, three in Turkish and three in English.

Some statistics, covering the period of 2005 through 2020, on the number of articles submitted for consideration and articles published per issue, number and rate of rejections, and average processing time of an article are summarized below.

Before 2017, number of articles submitted for consideration increased slightly from 40 to 80 per year. As depicted in Figure 1, after statutory changes there has been an abrupt increase in the number of articles to range of 80 to 160 per year. Furthermore, based on these limited data, rate of increase of the submitted articles has risen notably, too.

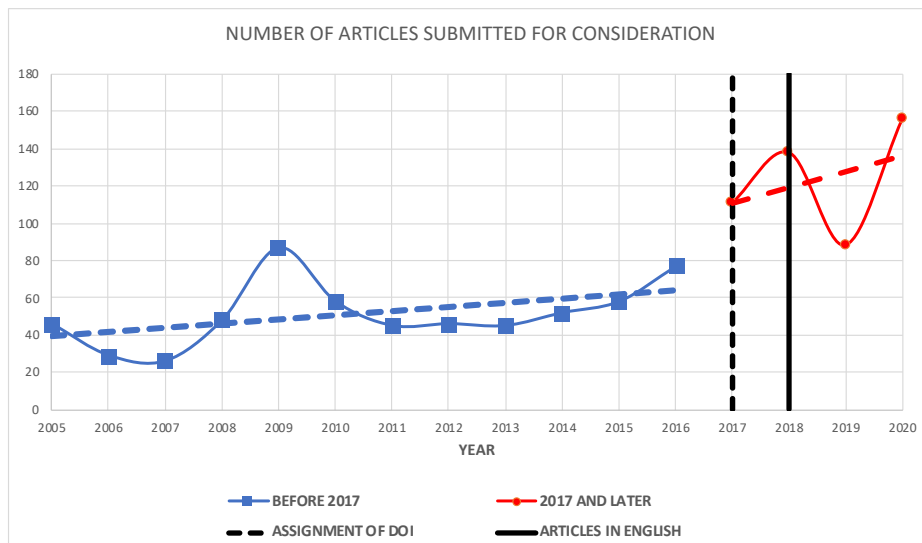


Figure 1 - Number of articles evaluated

Figure 2 shows the increase in the number of articles published per year following the 2017-2018 changes. Before 2017, on the average 20 articles were published per year. After 2017, this number gradually increased and in 2020 it was almost doubled to 40.

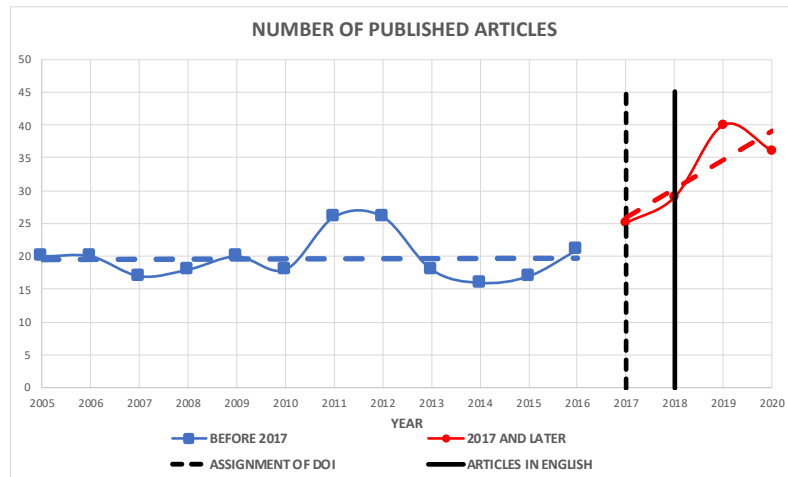


Figure 2 - Number of articles published

As shown in Figure 3 the number of articles in each issue gradually increased from 5 to 6, on the average. The change from 4 issues per year to 6 issues per year, effective 2018 and onward, was apparently the reason for keeping the number of articles per issue within the range of 5-6.

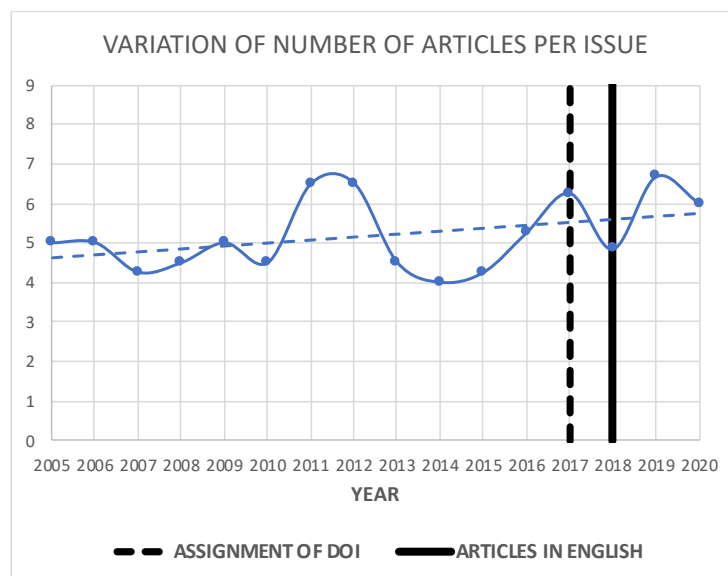


Figure 3 - Issue size (number of articles/issue)

2017-2018 changes, as shown in Figure 4, have some effect on the rejection rate: 59% and 73% for 2005-2016 interval and 2017-2020, respectively. In other words, increase in number of articles submitted for evaluation has been an opportunity to enhance the screening process.

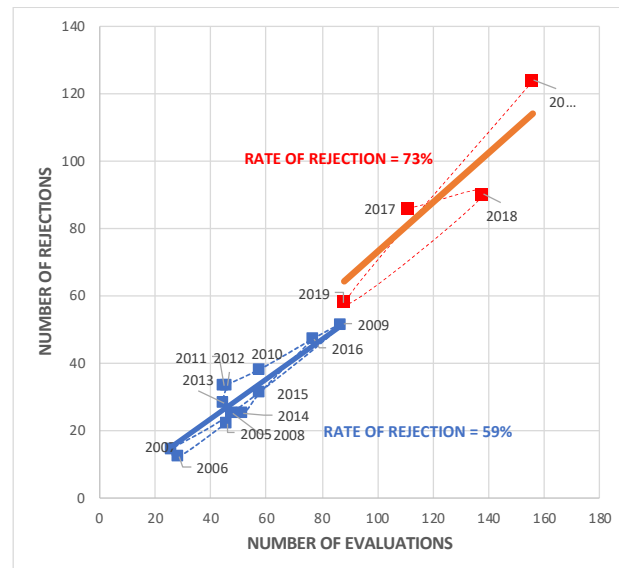


Figure 4 - Rejection rates

Another effect of 2017-2018 changes worthwhile to mention is the significant decrease in the duration of evaluation and publication processes. As depicted in Figure 5, the duration of processes decreased steadily from 450 days on the average in the pre-change period to an average of 230 days in 2020.

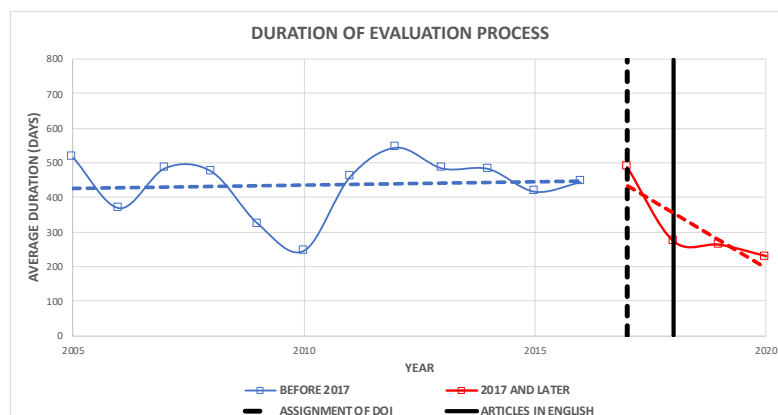


Figure 5 - Duration of evaluation and publication processes for published articles

Technical Journal strives unceasingly to improve the quality of its service in view of the demands without compromising its main principles.

A. Metin Ger, April 1, 2021