



## BAYBURT ÜNİVERSİTESİ İŞLETME EKONOMİ VE YÖNETİM ARAŞTIRMALARI DERGİSİ

### TABLO, GRAFİK, ŞEKİLLER VE KAYNAKÇA GÖSTERİM ÖRNEKLERİ

Metin içi ve Kaynakça referans gösterme kuralları için APA 6 yazım kurallarının uygulanması gerekmektedir (ilgili referans kuralları ve örnekleri için bakınız: <https://apastyle.apa.org/>).

#### Tablo, Grafik ve Şekiller

Tablo, grafik ve şekiller ayrı ayrı numaralandırılır. Tablo, grafik ve şekil adları numarasının hemen yanına yazılır. Tablo, şekil ve grafik isimleri tablonun üstüne aşağıdaki örnekte gösterildiği gibi yazılmalıdır. Adın bir satırdan uzun olması halinde tek satır arasında boşluk olmayacaktır. Kaynak gösterimi tablo, grafik veya şekil altında Kaynak gösterimi ile yapılır. Tabloların altında verilen bilgilerin "Not" başlığı ile gösterilmesi gerekmektedir. Genel olarak ince çizgi kullanılması uygundur (3/4 pt). Tabloların ilk satır ve sütunları ile grafiklerin eksenlerinde yer alan değişkenlerin adları bold olarak yazılmalıdır. Bütün tablo, grafik ve şekiller, metinde ilk sözü edilen yere mümkün olduğunca yakın olmalıdır.

#### Table 3

Moderator Analysis: Types of Measurement and Study Year

Effect	Estimate	SE	95% CI		p
			LL	UL	
Fixed effects					
Intercept	.119	.040	.041	.198	.003
Creativity measurement <sup>a</sup>	.097	.028	.042	.153	.001
Academic achievement measurement <sup>b</sup>	-.039	.018	-.074	-.004	.03
Study year <sup>c</sup>	.0002	.001	-.001	.002	.76
Goal <sup>d</sup>	-.003	.029	-.060	.054	.91
Published <sup>e</sup>	.054	.030	-.005	.114	.07
Random effects					
Within-study variance	.009	.001	.008	.011	<.001
Between-study variance	.018	.003	.012	.023	<.001

Note. Number of studies = 120, number of effects = 782, total N = 52,578. CI = confidence interval; LL = lower limit; UL = upper limit.

<sup>a</sup> 0 = self-report, 1 = test. <sup>b</sup> 0 = test, 1 = grade point average. <sup>c</sup> Study year was grand centered. <sup>d</sup> 0 = other, 1 = yes. <sup>e</sup> 0 = no, 1 = yes.

#### Table 2

Results of Curve-Fitting Analysis Examining the Time Course of Fixations to the Target

Logistic parameter	9-year-olds		16-year-olds		t(40)	p	Cohen's d
	M	SD	M	SD			
Maximum asymptote, proportion	.843	.135	.877	.082	0.951	.347	0.302
Crossover, in ms	759	87	694	42	2.877	.006	0.840
Slope, as change in proportion per ms	.001	.0002	.002	.0002	2.635	.012	2.078



Note. For each subject, the logistic function was fit to target fixations separately. The maximum asymptote is the asymptotic degree of looking at the end of the time course of fixations. The crossover point is the point in time the function crosses the midway point between peak and baseline. The slope represents the rate of change in the function measured at the crossover. Mean parameter values for each of the analyses are shown for the 9-year-olds ( $n = 24$ ) and 16-year-olds ( $n = 18$ ), as well as the results of  $t$  tests (assuming unequal variance) comparing the parameter estimates between the two ages.

**Table 1**

Sociodemographic Characteristics of Participants at Baseline

Baseline characteristic	Guided self-help		Unguided self-help		Wait-list control		Full sample	
	<i>n</i>	%	<i>n</i>	%	<i>n</i>	%	<i>n</i>	%
Gender								
Female	25	50	20	40	23	46	68	45.3
Male	25	50	30	60	27	54	82	54.7
Marital status								
Single	13	26	11	22	17	34	41	27.3
Married/partnered	35	70	38	76	28	56	101	67.3
Divorced/widowed	1	2	1	2	4	8	6	4.0
Other	1	1	0	0	1	2	2	1.3
Children <sup>a</sup>	26	52	26	52	22	44	74	49.3
Cohabiting	37	74	36	72	26	52	99	66.0
Highest educational level								
Middle school	0	0	1	2	1	2	2	1.3
High school/some college	22	44	17	34	13	26	52	34.7
University or postgraduate degree	27	54	30	60	32	64	89	59.3
Employment								
Unemployed	3	6	5	10	2	4	10	6.7
Student	8	16	7	14	3	6	18	12.0
Employed	30	60	29	58	40	80	99	66.0
Self-employed	9	18	7	14	5	10	21	14.0
Retired	0	0	2	4	0	0	2	1.3
Previous psychological treatment <sup>a</sup>	17	34	18	36	24	48	59	39.3
Previous psychotropic medication <sup>a</sup>	6	12	13	26	11	22	30	20.0

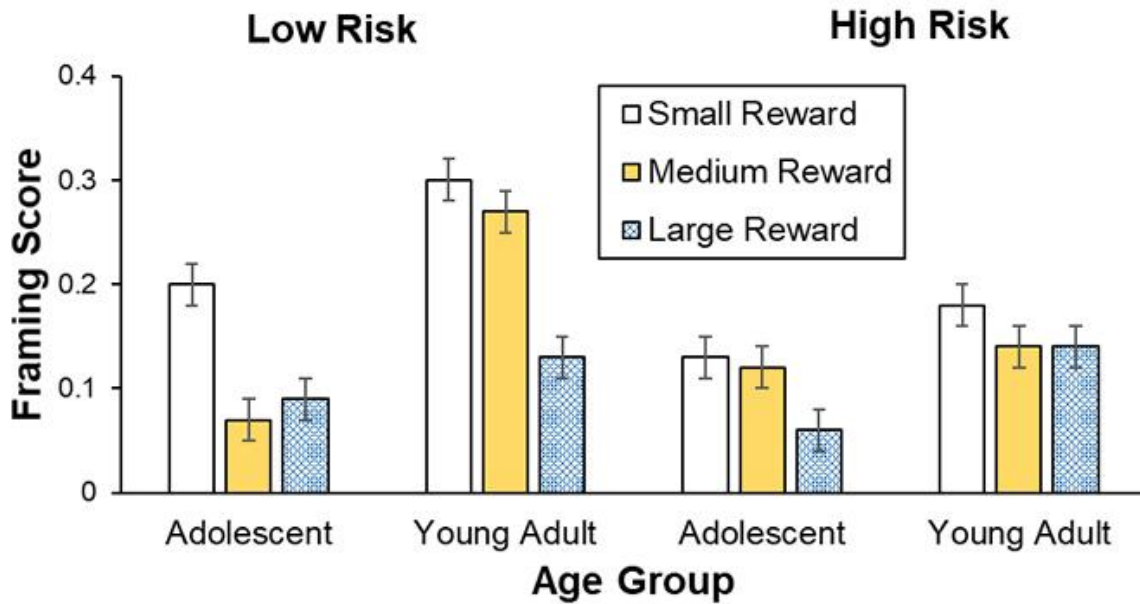


Note.  $N = 150$  ( $n = 50$  for each condition). Participants were on average 39.5 years old ( $SD = 10.1$ ), and participant age did not differ by condition.

a Reflects the number and percentage of participants answering “yes” to this question.

**Figure 1**

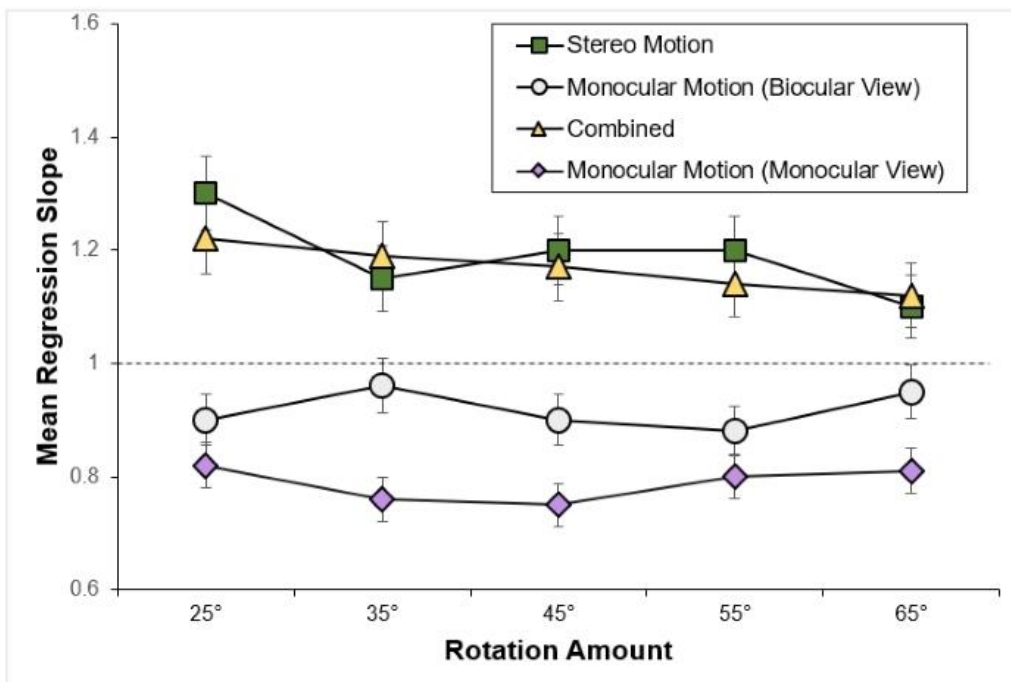
Framing Scores for Different Reward Sizes



Note. Framing scores of adolescents and young adults are shown for low and high risks and for small, medium, and large rewards (error bars show standard errors).

**Figure 3**

Mean Regression Slopes in Experiment 1

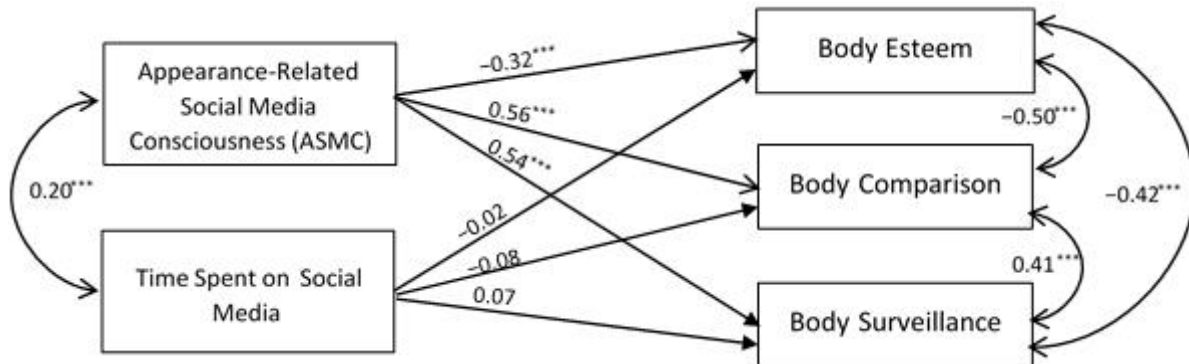




Note. Mean regression slopes in Experiment 1 are shown for the stereo motion, biocularly viewed monocular motion, combined, and monocularly viewed monocular motion conditions, plotted by rotation amount. Error bars represent standard errors. From “Large Continuous Perspective Change With Noncoplanar Points Enables Accurate Slant Perception,” by X. M. Wang, M. Lind, and G. P. Bingham, 2018, *Journal of Experimental Psychology: Human Perception and Performance*, 44(10), p. 1513 (<https://doi.org/10.1037/xhp0000553>). Copyright 2018 by the American Psychological Association.

**Figure 1**

Path Analysis Model of Associations Between ASMC and Body-Related Constructs



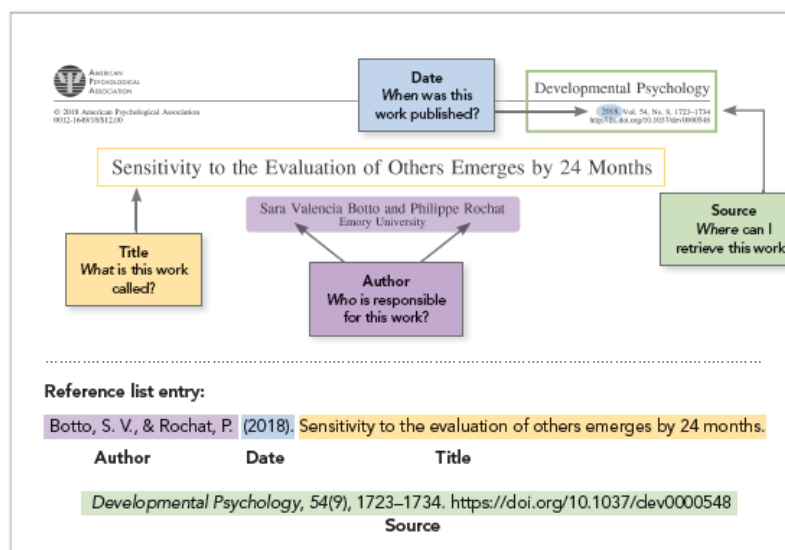
Note. The path analysis shows associations between ASMC and endogenous body-related variables (body esteem, body comparison, and body surveillance), controlling for time spent on social media. Coefficients presented are standardized linear regression coefficients.

\*\*\* $p < .001$ .

### Kaynakça Listesinin Hazırlanmasında Temel Kurallar

Aşağıdaki şekil APA sayfasındaki kaynak gösterimi rehberinden alınmıştır. Şekilde her bir öğe vurgulanmak amacıyla farklı renklindedir.

**Figure 9.1** Example of Where to Find Reference Information for a Journal Article





Ayrıca bir eserin metin içi alıntısı, referans listesi ile birebir eşleşmelidir. Örneğin örnekteki çalışmaya ilişkin metin içi alıntı Botto ve Rochat (2018) veya (Botto & Rochat, 2018) şeklindedir.

#### **Makale Referansları:**

- Jerrentrup, A., Mueller, T., Glowalla, U., Herder, M., Henrichs, N., Neubauer, A., & Schaefer, J. R. (2018). Teaching medicine with the help of “Dr. House.” PLoS ONE, 13(3), Article e0193972. <https://doi.org/10.1371/journal.pone.0193972>
- Lipscomb, A. Y. (2021, Winter). Addressing trauma in the college essay writing process. The Journal of College Admission, (249), 30–33. [https://www.catholiccollegesonline.org/pdf/national\\_ccaa\\_in\\_the\\_news\\_-\\_nacac\\_journal\\_of\\_college\\_admission\\_winter\\_2021.pdf](https://www.catholiccollegesonline.org/pdf/national_ccaa_in_the_news_-_nacac_journal_of_college_admission_winter_2021.pdf)
- Joly, J. F., Stapel, D. A., & Lindenberg, S. M. (2008). Silence and table manners: When environments activate norms. Personality and Social Psychology Bulletin, 34(8), 1047–1056. <https://doi.org/10.1177/0146167208318401> (Retraction published 2012, Personality and Social Psychology Bulletin, 38[10], 1378)
- Hare, L. R., & O'Neill, K. (2000). Effectiveness and efficiency in small academic peer groups: A case study (Accession No. 200010185) [Abstract from Sociological Abstracts]. Small Group Research, 31(1), 24–53. <https://doi.org/10.1177/104649640003100102>

#### **Magazin Referansları**

- Lyons, D. (2009, June 15). Don't 'iTune' us: It's geeks versus writers. Guess who's winning. Newsweek, 153(24), 27.
- Schaefer, N. K., & Shapiro, B. (2019, September 6). New middle chapter in the story of human evolution. Science, 365(6457), 981–982. <https://doi.org/10.1126/science.aay3550>
- Schulman, M. (2019, September 9). Superfans: A love story. The New Yorker. <https://www.newyorker.com/magazine/2019/09/16/superfans-a-love-story>

#### **Kitap Referansları**

- Jackson, L. M. (2019). The psychology of prejudice: From attitudes to social action (2nd ed.). American Psychological Association. <https://doi.org/10.1037/0000168-000>
- Sapolsky, R. M. (2017). Behave: The biology of humans at our best and worst. Penguin Books.
- Hygum, E., & Pedersen, P. M. (Eds.). (2010). Early childhood education: Values and practices in Denmark. Hans Reitzels Forlag. <https://earlychildhoodeducation.digi.hansreitzel.dk/>
- Kesharwani, P. (Ed.). (2020). Nanotechnology based approaches for tuberculosis treatment. Academic Press.
- Watson, J. B., & Rayner, R. (2013). Conditioned emotional reactions: The case of Little Albert (D. Webb, Ed.). CreateSpace Independent Publishing Platform. <http://a.co/06Se6Na> (Original work published 1920)
- American Psychiatric Association. (1980). Diagnostic and statistical manual of mental disorders (3rd ed.).



World Health Organization. (2019). 2A85.5 Mantle cell lymphoma. In International statistical classification of diseases and related health problems (11th ed.). <https://icd.who.int/browse11/l-m/en#/http://id.who.int/icd/entity/1804127841>

Crimi, C. (2019). Weird little robots (C. Luyken, Illus.). Candlewick Press.

The Bhagavad Gita (E. Easwaran, Trans.; 2nd ed.). (2007). The Blue Mountain Center of Meditation.

### **Kitap Bölümü**

Aron, L., Botella, M., & Lubart, T. (2019). Culinary arts: Talent and their development. In R. F. Subotnik, P. Olszewski-Kubilius, & F. C. Worrell (Eds.), The psychology of high performance: Developing human potential into domain-specific talent (pp. 345–359). American Psychological Association. <https://doi.org/10.1037/0000120-016>

Dillard, J. P. (2020). Currents in the study of persuasion. In M. B. Oliver, A. A. Raney, & J. Bryant (Eds.), Media effects: Advances in theory and research (4th ed., pp. 115–129). Routledge.

Bronfenbrenner, U. (2005). The social ecology of human development: A retrospective conclusion. In U. Bronfenbrenner (Ed.), Making human beings human: Bioecological perspectives on human development (pp. 27–40). SAGE Publications. (Reprinted from Brain and intelligence: The ecology of child development, pp. 113–123, by F. Richardson, Ed., 1973, National Educational Press)

### **Sözlük**

American Psychological Association. (n.d.). Just-world hypothesis. In APA dictionary of psychology. Retrieved January 18, 2020, from <https://dictionary.apa.org/just-world-hypothesis>

Oil painting. (2019, December 8). In Wikipedia. [https://en.wikipedia.org/w/index.php?title=Oil\\_painting&oldid=929802398](https://en.wikipedia.org/w/index.php?title=Oil_painting&oldid=929802398)

### **Raporlar ve Hükümet Veri Kaynakları**

National Cancer Institute. (2019). Taking time: Support for people with cancer (NIH Publication No. 18-2059). U.S. Department of Health and Human Services, National Institutes of Health. <https://www.cancer.gov/publications/patient-education/takingtime.pdf>

National Cancer Institute. (2019). Taking time: Support for people with cancer (NIH Publication No. 18-2059). U.S. Department of Health and Human Services, National Institutes of Health. <https://www.cancer.gov/publications/patient-education/takingtime.pdf>

Baral, P., Larsen, M., & Archer, M. (2019). Does money grow on trees? Restoration financing in Southeast Asia. Atlantic Council. <https://www.atlanticcouncil.org/in-depth-research-reports/report/does-money-grow-on-trees-restoring-financing-in-southeast-asia/>

American Counseling Association. (2014). 2014 ACA code of ethics. <https://www.counseling.org/docs/default-source/default-document-library/2014-code-of-ethics-finaladdress.pdf>

International Organization for Standardization. (2018). Occupational health and safety management systems—Requirements with guidance for use (ISO Standard No. 45001:2018). <https://www.iso.org/standard/63787.html>

### **Konferans Bildirisi**



Evans, A. C., Jr., Garbarino, J., Bocanegra, E., Kinscherff, R. T., & Márquez-Greene, N. (2019, August 8–11). Gun violence: An event on the power of community [Conference presentation]. APA 2019 Convention, Chicago, IL, United States. <https://convention.apa.org/2019-video>

Duckworth, A. L., Quirk, A., Gallop, R., Hoyle, R. H., Kelly, D. R., & Matthews, M. D. (2019). Cognitive and noncognitive predictors of success. *Proceedings of the National Academy of Sciences, USA*, 116(47), 23499–23504. <https://doi.org/10.1073/pnas.1910510116>

### **Tez**

Kabir, J. M. (2016). Factors influencing customer satisfaction at a fast food hamburger chain: The relationship between customer satisfaction and customer loyalty (Publication No. 10169573) [Doctoral dissertation, Wilmington University]. ProQuest Dissertations & Theses Global.

Harris, L. (2014). Instructional leadership perceptions and practices of elementary school leaders [Unpublished doctoral dissertation]. University of Virginia.

### **Veritabanı**

Jacobs, G. M., Teh, J., & Spencer, L. (2019). A proposal for facilitating more cooperation in competitive sports (ED573929). ERIC. <https://files.eric.ed.gov/fulltext/ED573929.pdf>